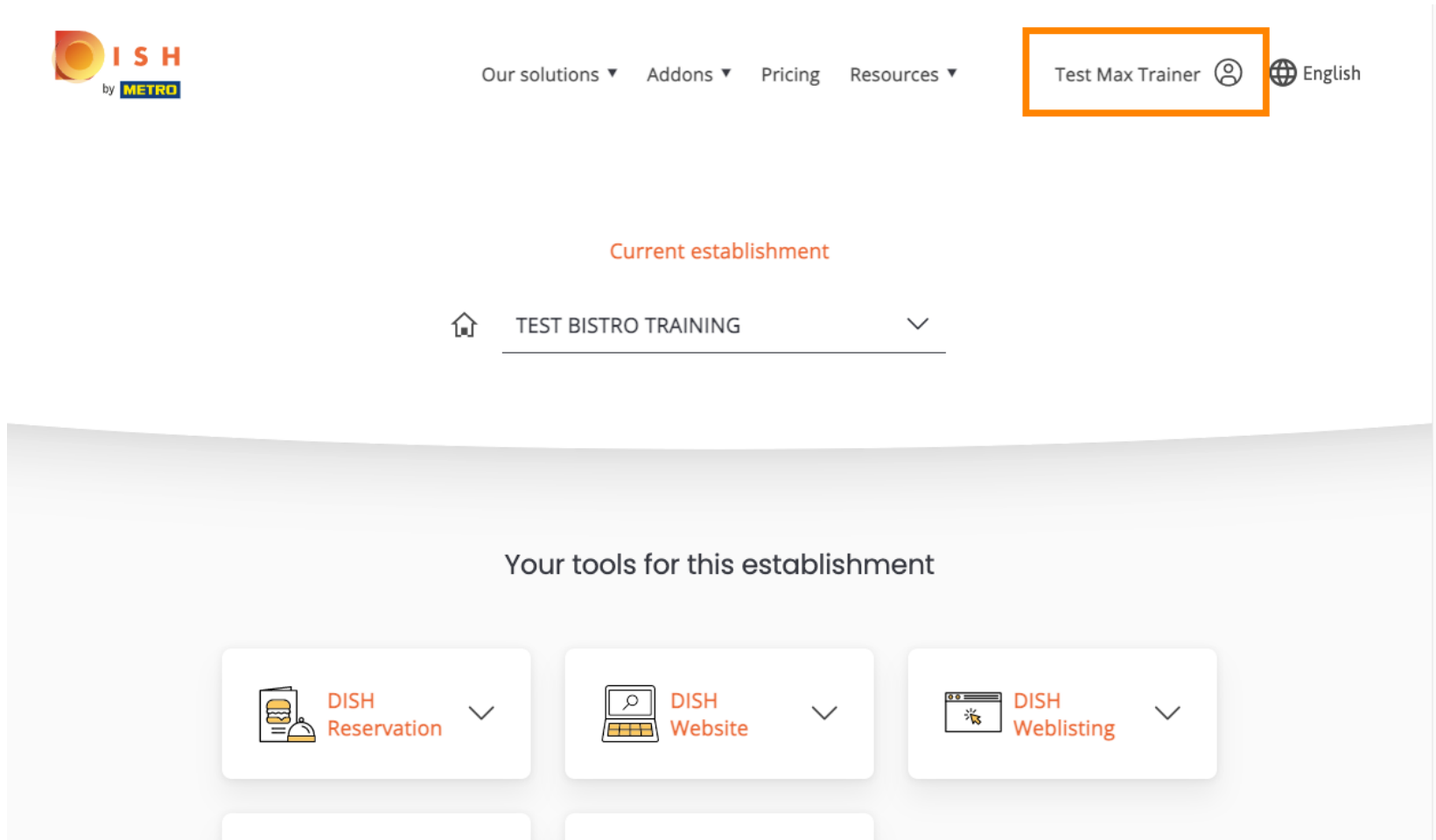
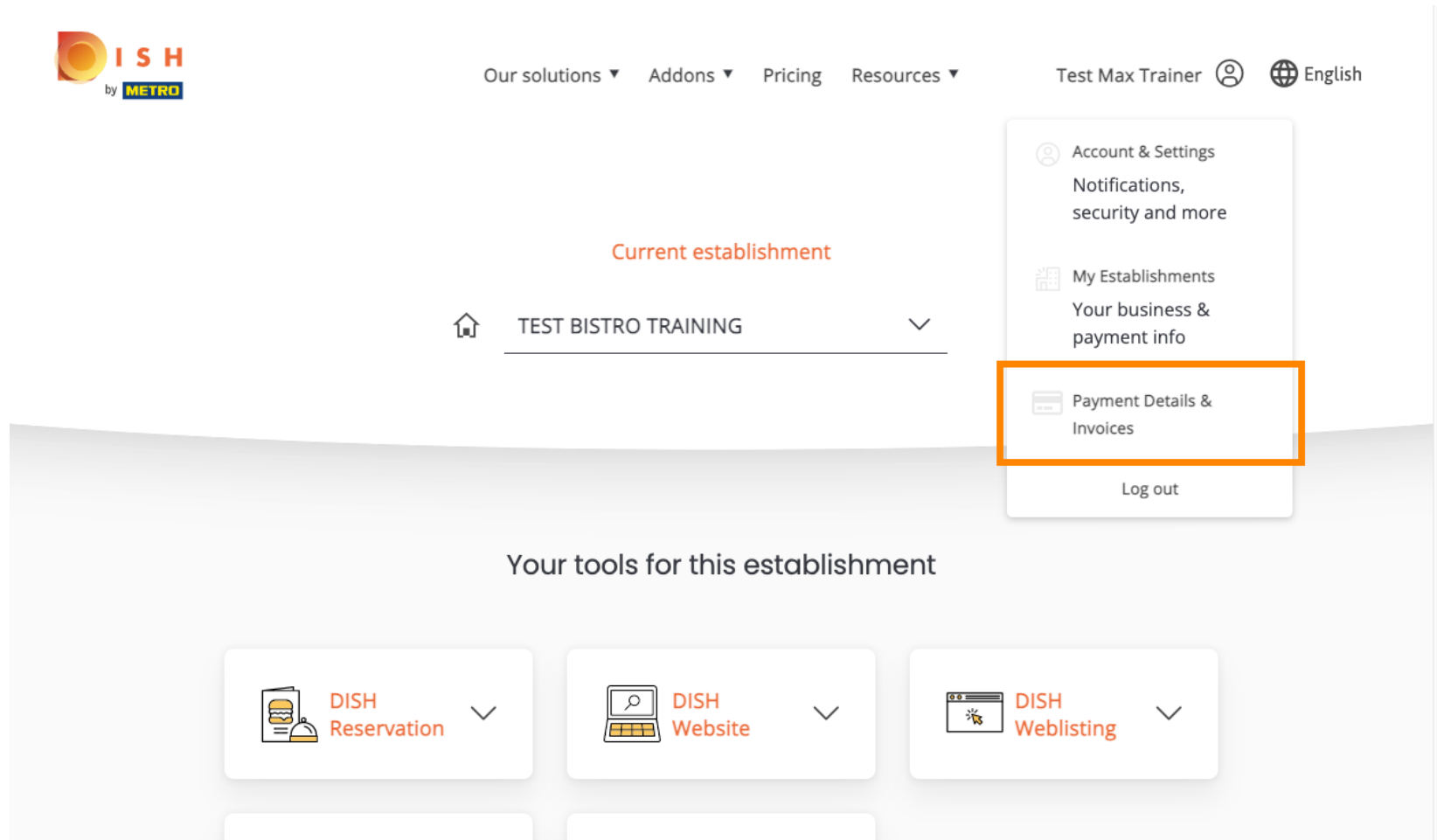


 Miután bejelentkezett DISH fiókjába, kattintson a **profil ikonjára** .




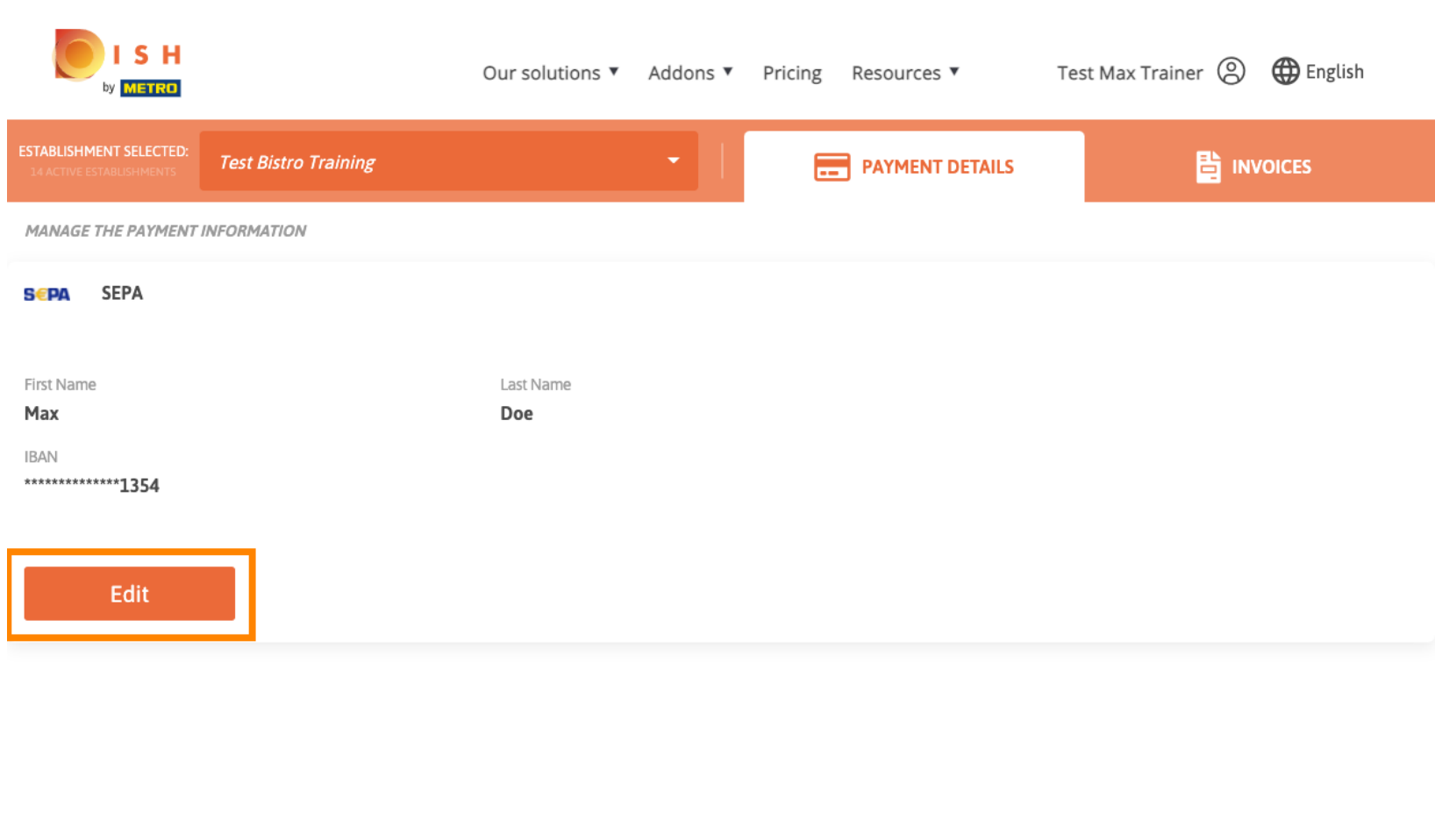
The screenshot shows the DISH user interface. At the top left is the ISH by METRO logo. To its right are navigation links: "Our solutions", "Addons", "Pricing", and "Resources". On the far right, there is a user profile section with the text "Test Max Trainer" and a person icon, which is highlighted with an orange rectangular box. Next to it is a globe icon and the word "English". Below the navigation is a section titled "Current establishment" with a home icon and the text "TEST BISTRO TRAINING" and a dropdown arrow. The main content area is titled "Your tools for this establishment" and contains three tool cards: "DISH Reservation" with a burger icon, "DISH Website" with a laptop icon, and "DISH Weblisting" with a document icon. Each card has a dropdown arrow.

Válassza ki a **fizetési részleteket és számlákat** a menüből.



The screenshot displays the DISH user interface. At the top left is the logo 'ISH by METRO'. The navigation menu includes 'Our solutions', 'Addons', 'Pricing', and 'Resources'. On the right, there are links for 'Test Max Trainer' and 'English'. The main content area shows 'Current establishment' as 'TEST BISTRO TRAINING'. A dropdown menu is open, listing 'Account & Settings', 'My Establishments', 'Payment Details & Invoices' (highlighted with an orange box), and 'Log out'. Below this, the section 'Your tools for this establishment' contains three cards: 'DISH Reservation', 'DISH Website', and 'DISH Weblisting'.

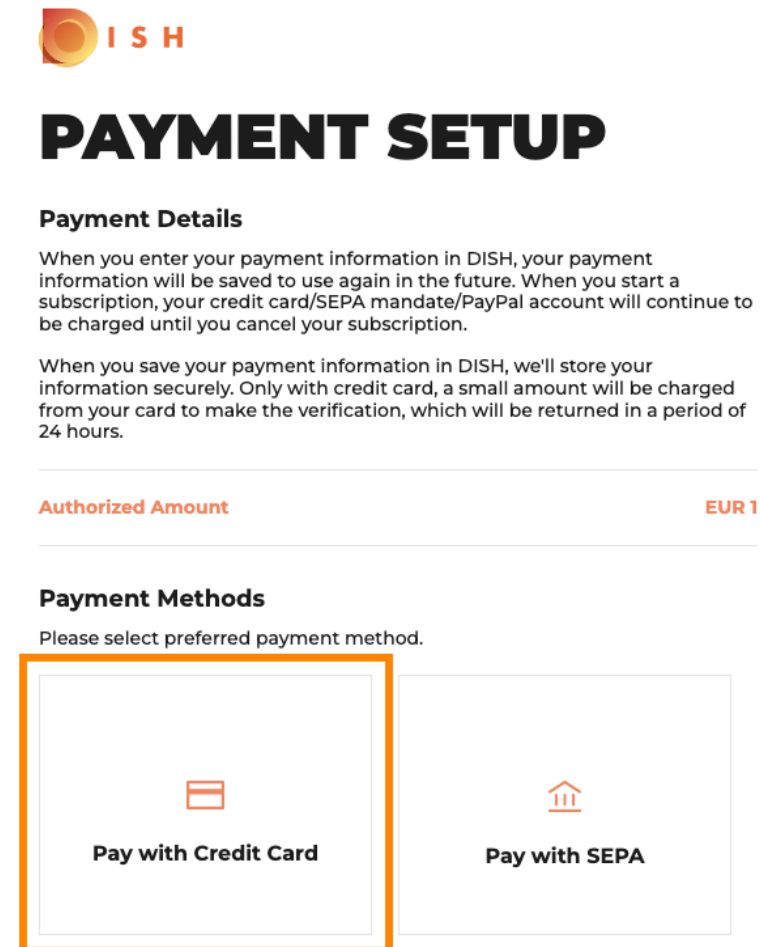
 A fizetési adatok módosításához kattintson a **szerkesztés** gombra .



The screenshot shows the DISH payment details page. At the top left is the ISH by METRO logo. The navigation menu includes 'Our solutions', 'Addons', 'Pricing', and 'Resources'. The user is logged in as 'Test Max Trainer' and the language is set to 'English'. The page header shows 'ESTABLISHMENT SELECTED: Test Bistro Training' with a dropdown arrow and '14 ACTIVE ESTABLISHMENTS'. Below this are two tabs: 'PAYMENT DETAILS' (active) and 'INVOICES'. The main content area is titled 'MANAGE THE PAYMENT INFORMATION' and shows a SEPA payment method. The payment details include: First Name: Max, Last Name: Doe, and IBAN: *****1354. An 'Edit' button is highlighted with a red border.



Válassza ki a fizetési módot itt. Ebben a példában a **fizetés hitelkártyával** lehetőséget választjuk. Megjegyzés: Csak hitelkártyával egy kis összeget levonunk az ellenőrzésért, de 24 órán belül visszaküldjük.



The screenshot shows the DISH 'PAYMENT SETUP' page. At the top is the DISH logo. Below it is the title 'PAYMENT SETUP'. Underneath is the 'Payment Details' section, which contains two paragraphs of text explaining that payment information is saved and that a small amount will be charged for verification. Below this is a horizontal line with 'Authorized Amount' on the left and 'EUR 1' on the right. The next section is 'Payment Methods', which asks the user to select a preferred payment method. There are two options: 'Pay with Credit Card' (highlighted with an orange border) and 'Pay with SEPA'.

DISH

PAYMENT SETUP

Payment Details


When you enter your payment information in DISH, your payment information will be saved to use again in the future. When you start a subscription, your credit card/SEPA mandate/PayPal account will continue to be charged until you cancel your subscription.

When you save your payment information in DISH, we'll store your information securely. Only with credit card, a small amount will be charged from your card to make the verification, which will be returned in a period of 24 hours.


Authorized Amount **EUR 1**

Payment Methods

Please select preferred payment method.




Pay with Credit Card



Pay with SEPA




Adja meg **kártyaadatait** .



BNP PARIBAS

CARD INFORMATION



Please enter payment information

Card number:




Expiry date: Month: Year:

Security code:

Store this card: Yes No


I choose an alias for this card: (optional)

Cancel



Depending on your bank, you may be redirected to your bank's authentication page before the validation of your payment.

 Miután végzett, folytassa a megerősítés gombra kattintva .



BNP PARIBAS

CARD INFORMATION


VISA  

Please enter payment information

Card number:


Store this card: Yes No

I choose an alias for this card: (optional)



Expiry date:

Month: Year:

Security code: 

Cancel

 Ez az. Sikeresen megváltoztatta a fizetési módot.



Payment Details

When you save your payment information in DISH, we'll store your information securely. Only with credit card, a small amount will be charged from your card to make the verification, which will be returned in a period of 24 hours.

Authorized Amount

EUR 1

Payment with Credit Card



Success

Payment Complete

The payment was successfully settled.

[Navigate back](#)

We do not take part in payment processing. Your credit card information is directly sent to our payment processing provider. We do not store your credit card information nor have access to it. We are only informed about the transaction result.

[Return to Main Site](#)