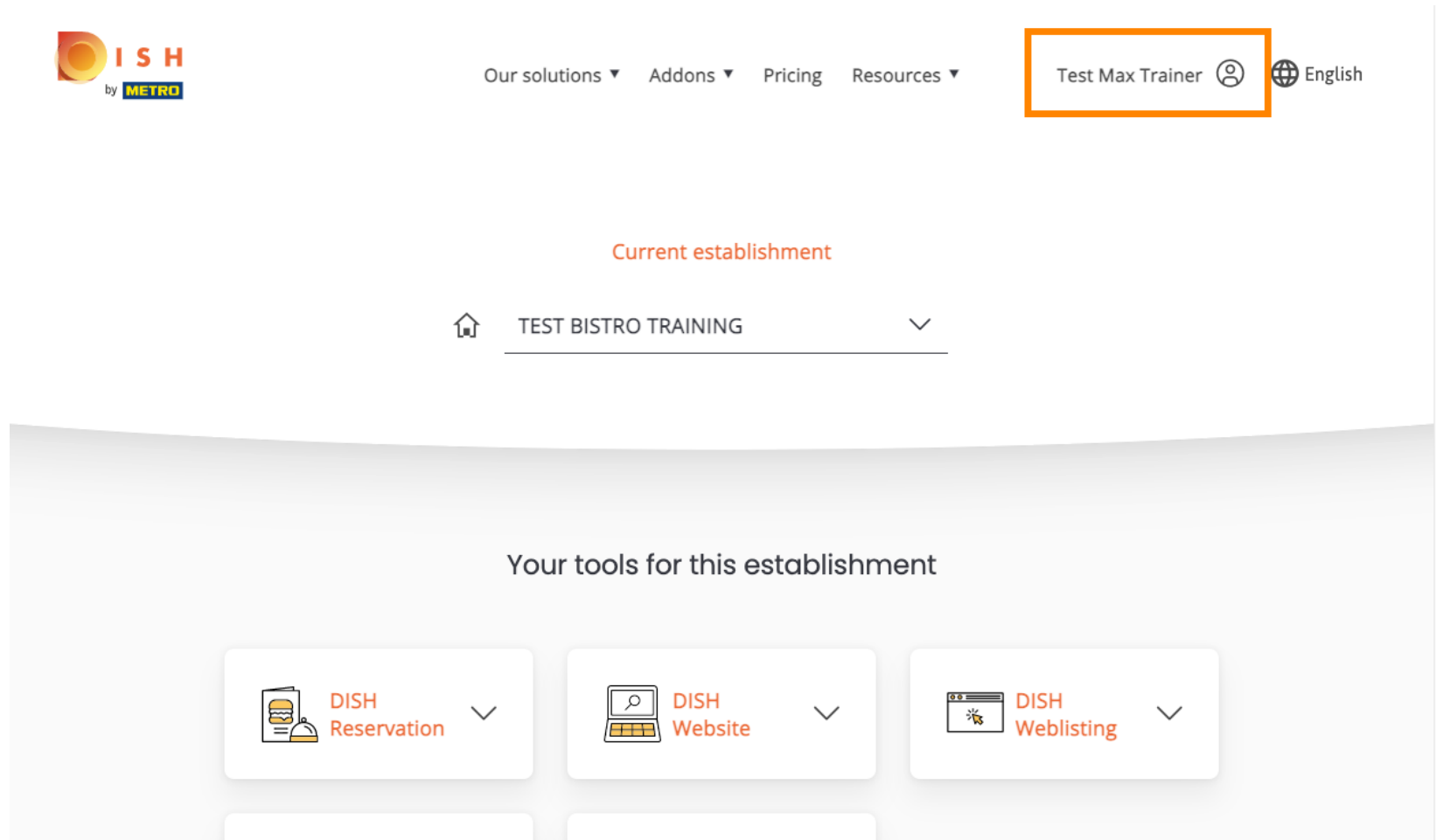
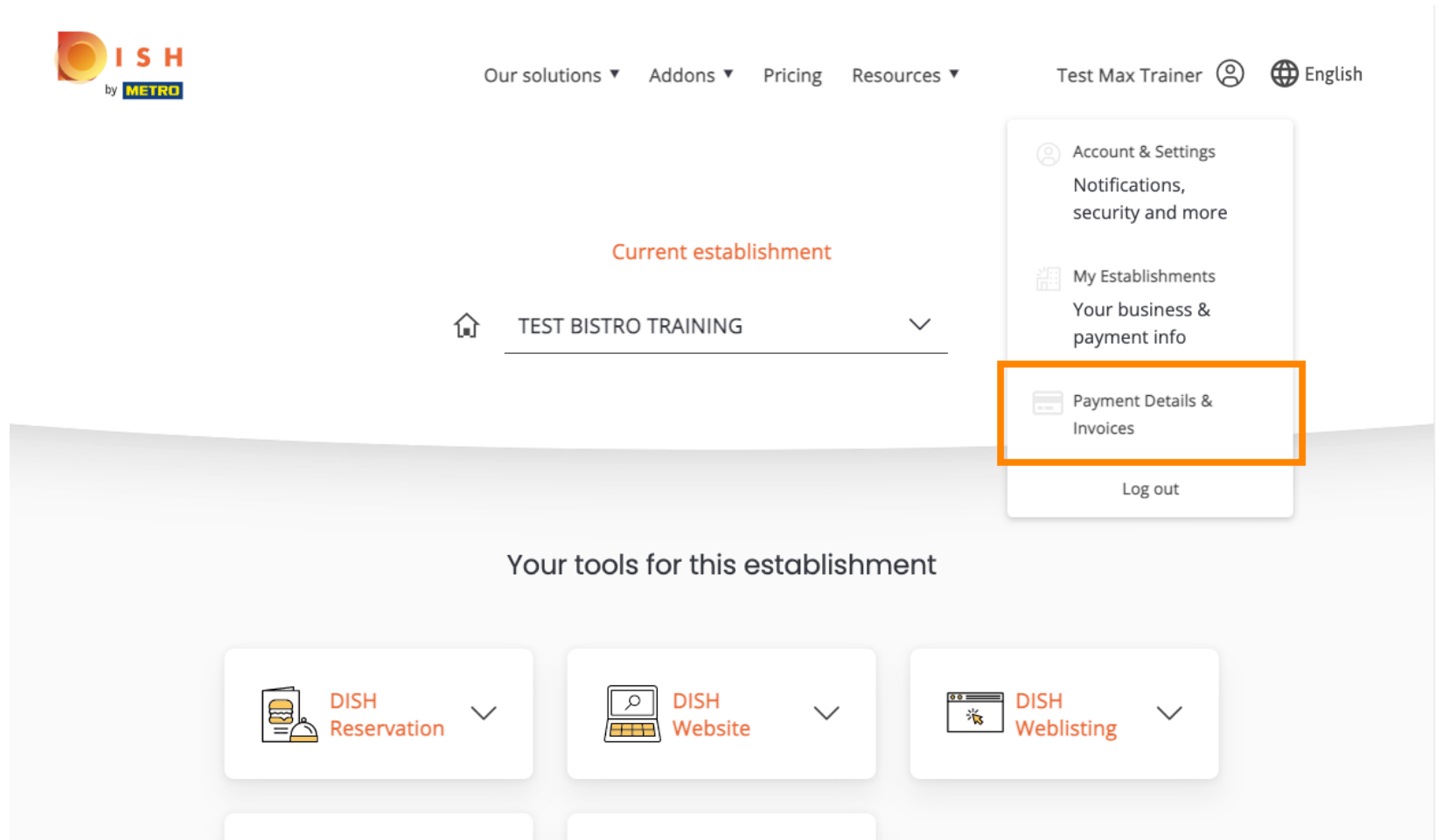


 Po zalogowaniu się na swoje konto DISH kliknij ikonę swojego **profilu** .



The screenshot shows the DISH user interface. At the top left is the logo "ISH by METRO". To the right of the logo are navigation links: "Our solutions", "Addons", "Pricing", and "Resources". Further right is the user profile section, which includes the text "Test Max Trainer" next to a person icon, and a globe icon with the text "English". This profile section is highlighted with an orange rectangular box. Below the navigation is a section titled "Current establishment" with a dropdown menu showing "TEST BISTRO TRAINING". At the bottom, there is a section titled "Your tools for this establishment" containing three cards: "DISH Reservation" with a burger icon, "DISH Website" with a laptop icon, and "DISH Weblisting" with a document icon.

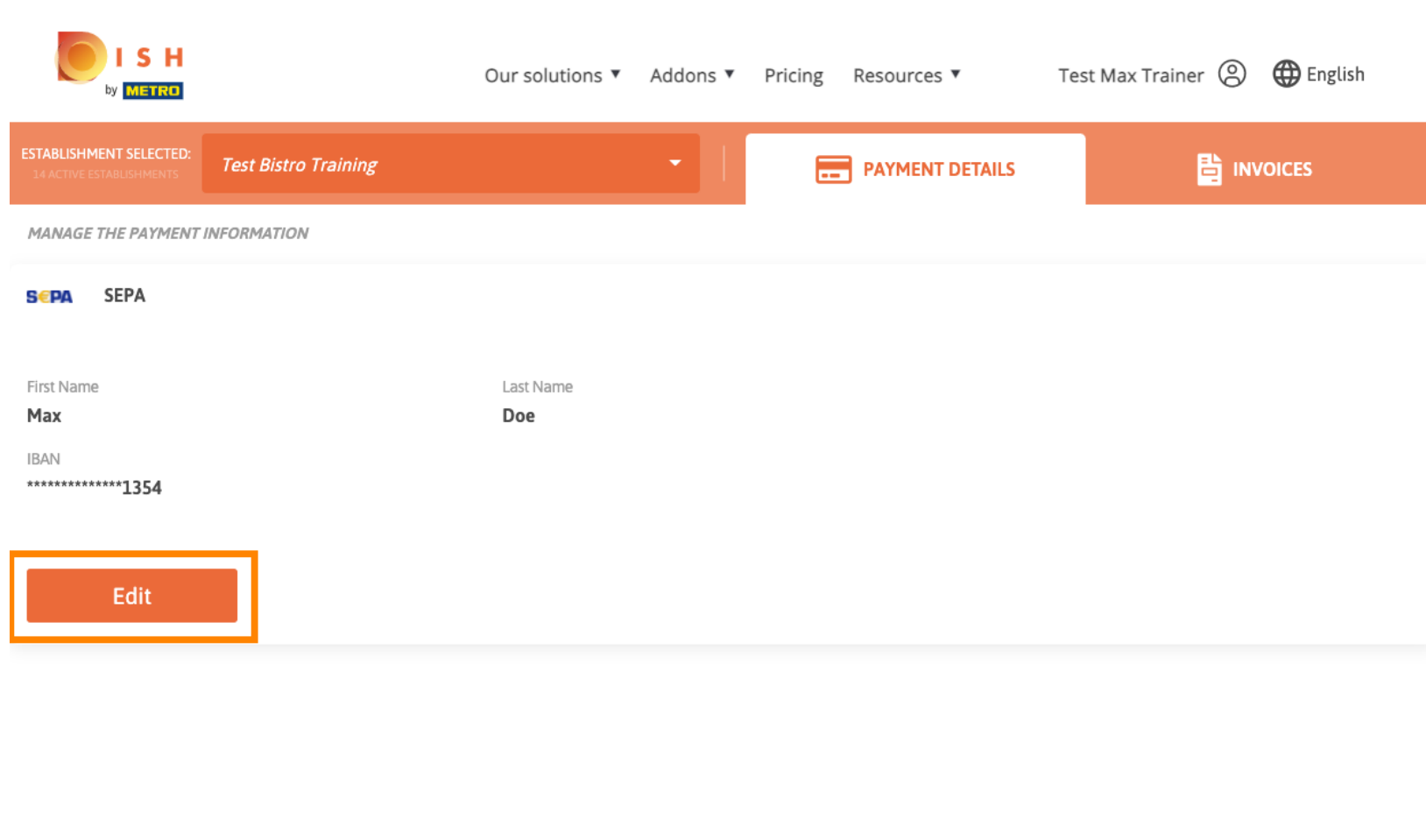
Wybierz **szczegóły płatności i faktury** z menu.



The screenshot displays the DISH user interface for a specific establishment. At the top left is the DISH by METRO logo. The navigation bar includes links for 'Our solutions', 'Addons', 'Pricing', and 'Resources'. On the right, there are links for 'Test Max Trainer' and 'English'. The current establishment is identified as 'TEST BISTRO TRAINING'. A dropdown menu is open, showing options: 'Account & Settings', 'My Establishments', 'Payment Details & Invoices' (highlighted with an orange border), and 'Log out'. Below the navigation, a section titled 'Your tools for this establishment' contains three cards: 'DISH Reservation', 'DISH Website', and 'DISH Weblisting'.



Aby zmienić szczegóły płatności, kliknij **edytuj**.

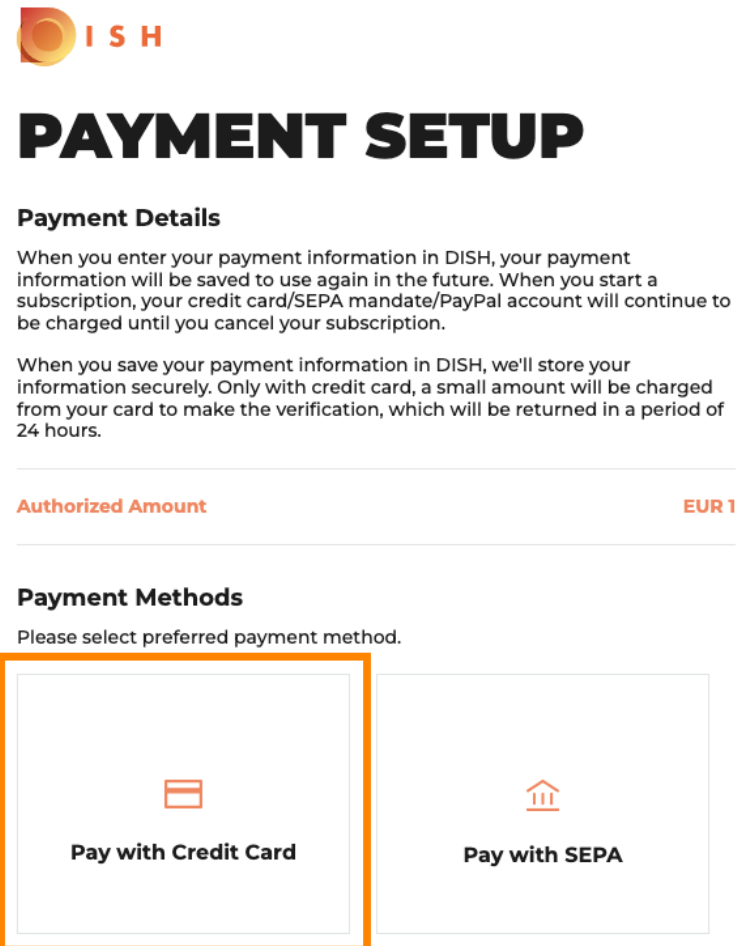


The screenshot shows the DISH web interface for managing payment information. At the top left is the ISH by METRO logo. The navigation menu includes 'Our solutions', 'Addons', 'Pricing', and 'Resources'. On the right, there are links for 'Test Max Trainer' and 'English'. Below the navigation is a header bar with 'ESTABLISHMENT SELECTED: 14 ACTIVE ESTABLISHMENTS' and a dropdown menu showing 'Test Bistro Training'. To the right of this are two tabs: 'PAYMENT DETAILS' (active) and 'INVOICES'. Below the header is a section titled 'MANAGE THE PAYMENT INFORMATION'. Under this section, there is a 'SEPA' label. The payment details are displayed in a table-like format with the following information:

First Name	Last Name
<b>Max</b>	<b>Doe</b>
IBAN	
*****1354	

At the bottom of the payment details section, there is an orange 'Edit' button, which is highlighted with a red border in the image.

- Wybierz metodę płatności tutaj. W tym przykładzie wybieramy **płatność kartą kredytową**. Uwaga: tylko z kartą kredytową, niewielka kwota zostanie obciążona w celu weryfikacji, ale zostanie zwrócona w ciągu 24 godzin.



The screenshot shows the DISH 'PAYMENT SETUP' page. At the top is the DISH logo. Below it is the title 'PAYMENT SETUP'. Underneath is the 'Payment Details' section, which contains two paragraphs of text explaining that payment information is saved for future use and that a small amount will be charged for verification. Below this is a horizontal line with 'Authorized Amount' on the left and 'EUR 1' on the right. The next section is 'Payment Methods', which asks the user to select a preferred payment method. There are two options: 'Pay with Credit Card' (highlighted with an orange border) and 'Pay with SEPA'.

**ISH**

## PAYMENT SETUP

### Payment Details

When you enter your payment information in DISH, your payment information will be saved to use again in the future. When you start a subscription, your credit card/SEPA mandate/PayPal account will continue to be charged until you cancel your subscription.

When you save your payment information in DISH, we'll store your information securely. Only with credit card, a small amount will be charged from your card to make the verification, which will be returned in a period of 24 hours.


---

**Authorized Amount** **EUR 1**


---

### Payment Methods

Please select preferred payment method.




**Pay with Credit Card**





**Pay with SEPA**



Wprowadź **informacje o swojej karcie** .



## CARD INFORMATION

VISA  

**Please enter payment information**


**Card number:**

**Store this card:**  Yes  No




**Expiry date:**

Month:  Year:

**I choose an alias for this card:**  (optional)



**Security code:**  

---




   Depending on your bank, you may be redirected to your bank's authentication page before the validation of your payment.



Po zakończeniu kontynuuj, klikając **Potwierdź**.

  
paiement sécurisé  


## CARD INFORMATION

**Please enter payment information**


**Card number:**

**Store this card:**

Yes  No

**I choose an alias for this card:**

 (optional)




**Expiry date:**

Month:

Year:

**Security code:**



Otóż to. Pomyślnie zmieniłeś metodę płatności.



## Payment Details

When you save your payment information in DISH, we'll store your information securely. Only with credit card, a small amount will be charged from your card to make the verification, which will be returned in a period of 24 hours.

Authorized Amount

EUR 1



## Payment with Credit Card



### Success

#### Payment Complete

The payment was successfully settled.

[Navigate back](#)

We do not take part in payment processing. Your credit card information is directly sent to our payment processing provider. We do not store your credit card information nor have access to it. We are only informed about the transaction result.

[Return to Main Site](#)