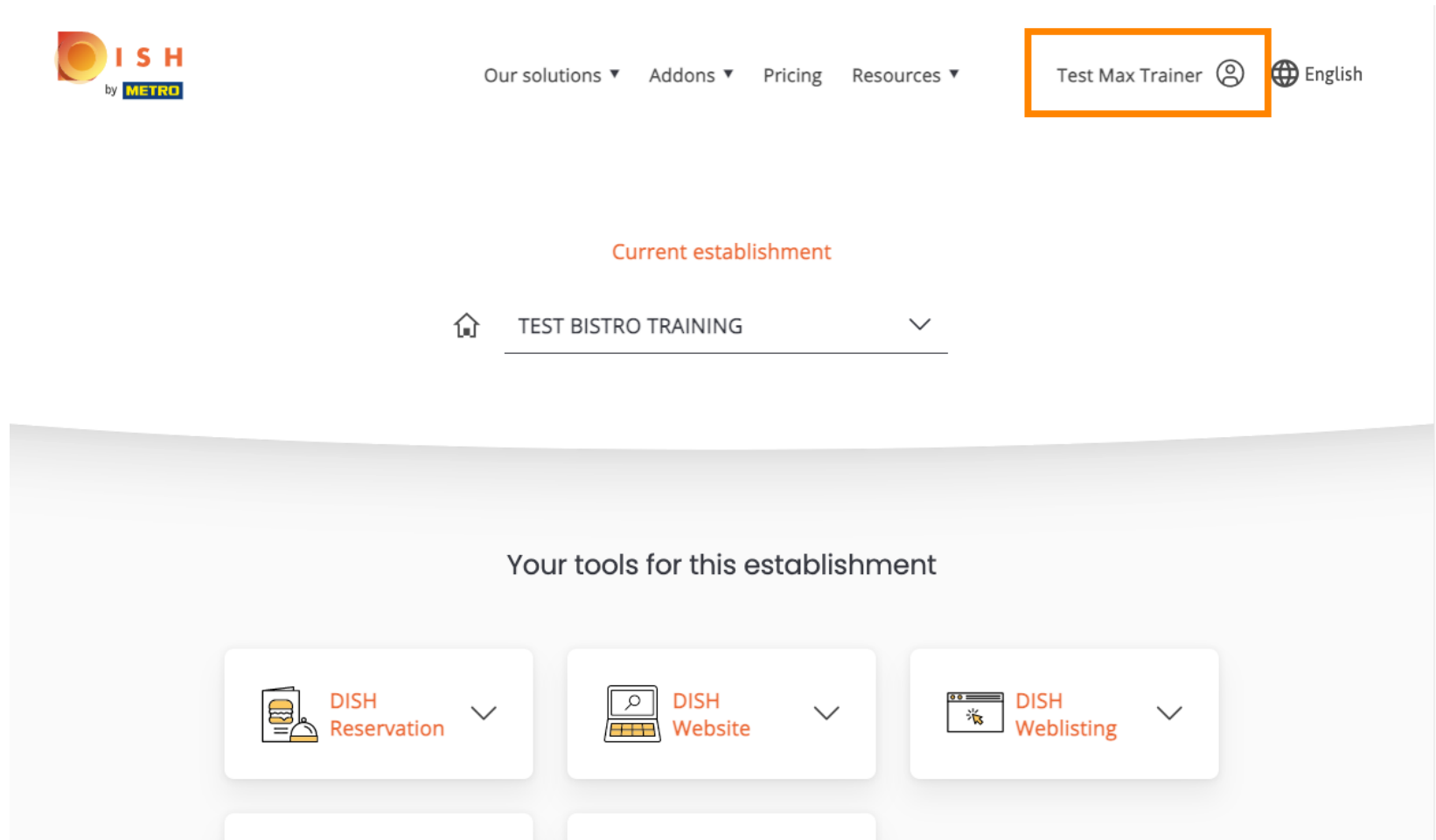
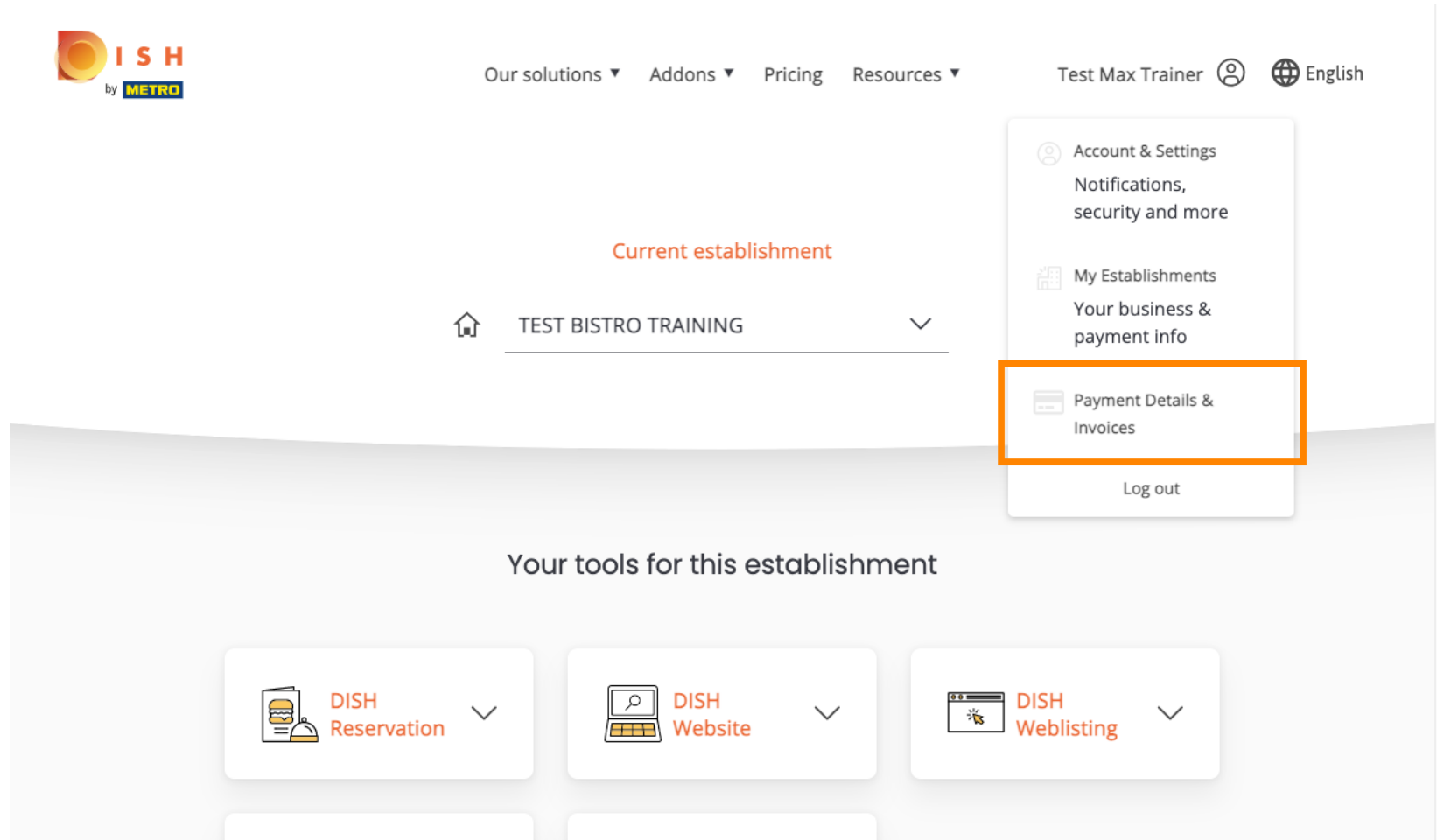


👉 После входа в свою учетную запись DISH щелкните значок своего **профиля**.



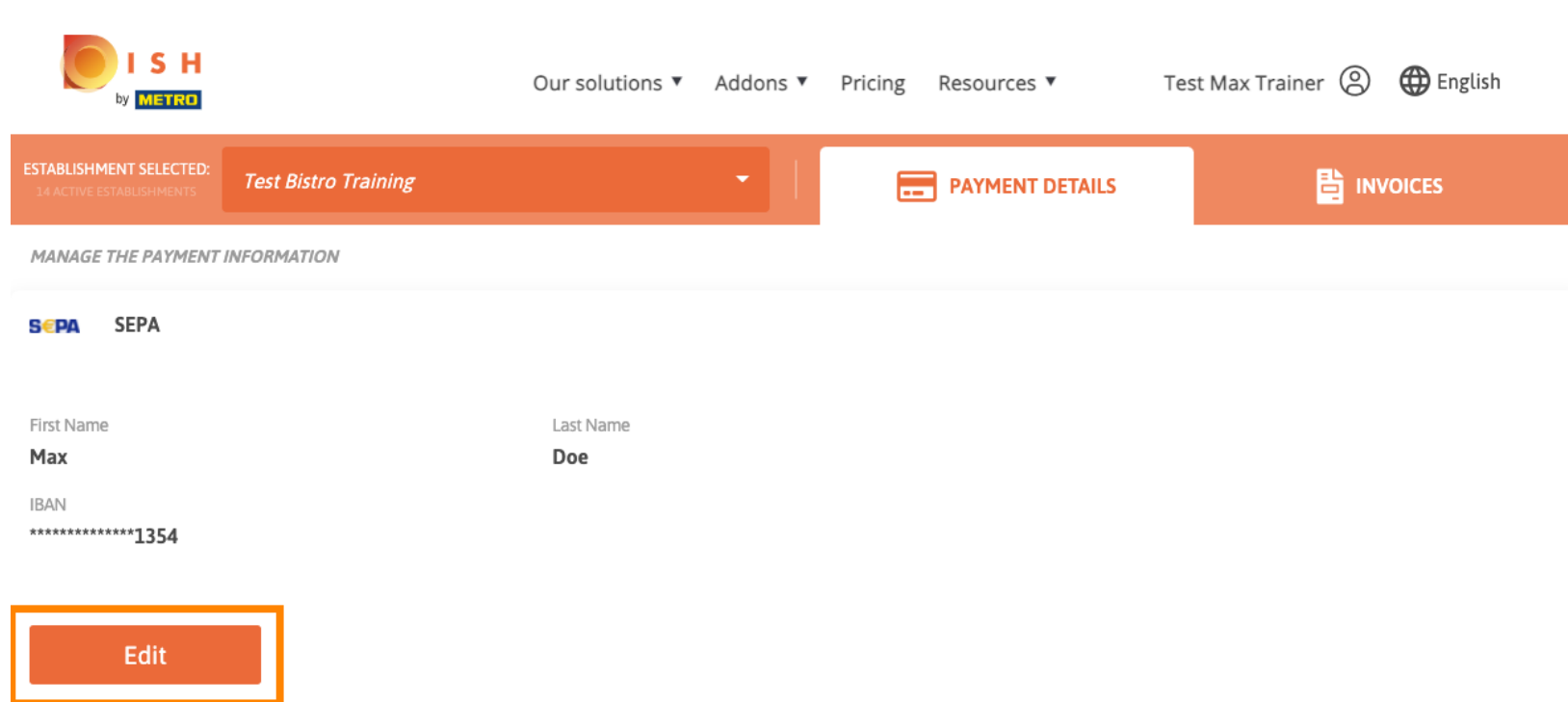
The screenshot shows the DISH user interface. At the top left is the logo "ISH by METRO". To the right of the logo are navigation links: "Our solutions", "Addons", "Pricing", and "Resources". Further right is the user profile section, which includes the text "Test Max Trainer" next to a person icon, and a globe icon with the text "English". This profile section is highlighted with an orange rectangular box. Below the navigation is a section titled "Current establishment" with a home icon and the text "TEST BISTRO TRAINING" followed by a dropdown arrow. Below this is a section titled "Your tools for this establishment" containing three tool cards: "DISH Reservation" with a burger icon, "DISH Website" with a laptop icon, and "DISH Weblisting" with a document icon. Each card has a dropdown arrow.

Выберите **платежные реквизиты и счета** в меню.



The screenshot displays the ISH by METRO user interface. At the top left is the logo. The top navigation bar includes links for 'Our solutions', 'Addons', 'Pricing', and 'Resources'. On the right, there are links for 'Test Max Trainer' and 'English'. Below the navigation bar, the current establishment is identified as 'TEST BISTRO TRAINING'. A dropdown menu is open, showing options: 'Account & Settings', 'My Establishments', 'Payment Details & Invoices' (highlighted with an orange border), and 'Log out'. Below the menu, the section 'Your tools for this establishment' contains three cards: 'DISH Reservation', 'DISH Website', and 'DISH Weblisting'.

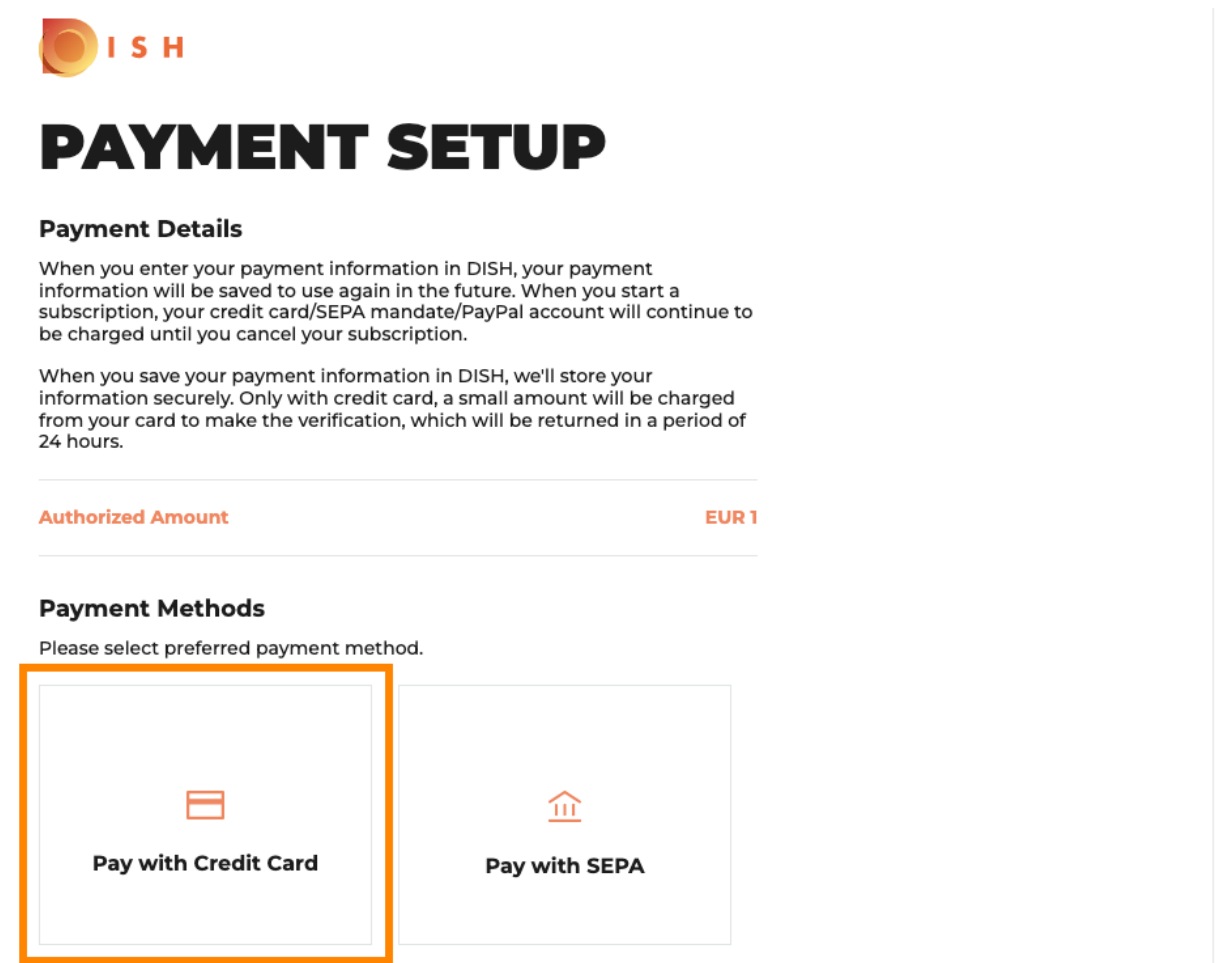
Чтобы изменить данные платежа, нажмите **ИЗМЕНИТЬ**.



The screenshot shows the IISH by METRO interface. At the top, there is a navigation bar with the logo, a menu (Our solutions, Addons, Pricing, Resources), and user information (Test Max Trainer, English). Below the navigation bar, there is a header section with a dropdown menu for 'ESTABLISHMENT SELECTED: 14 ACTIVE ESTABLISHMENTS' showing 'Test Bistro Training'. To the right of this are two tabs: 'PAYMENT DETAILS' (active) and 'INVOICES'. Below the header, there is a section titled 'MANAGE THE PAYMENT INFORMATION'. Under this section, there is a 'SEPA' label. Below the label, there are two columns: 'First Name' with the value 'Max' and 'Last Name' with the value 'Doe'. Below these, there is an 'IBAN' field with the value '*****1354'. At the bottom of this section, there is an orange 'Edit' button highlighted with a red border.




Выберите способ оплаты здесь. В этом примере мы выбираем **оплату кредитной картой**.
Примечание. Только при использовании кредитной карты небольшая сумма будет снята для проверки, но будет возвращена в течение 24 часов.




The screenshot shows the DISH PAYMENT SETUP page. At the top is the DISH logo. Below it is the title "PAYMENT SETUP". Underneath is the "Payment Details" section, which contains two paragraphs of text explaining that payment information is saved and that a small amount will be charged for verification with a credit card. Below this is a horizontal line with "Authorized Amount" on the left and "EUR 1" on the right. The "Payment Methods" section follows, with the instruction "Please select preferred payment method." Below this are two buttons: "Pay with Credit Card" (highlighted with an orange border) and "Pay with SEPA".



Введите данные вашей карты .



CARD INFORMATION



Please enter payment information

Card number:

Store this card:

Yes No

Expiry date:


Month:

Year:


I choose an alias for this card:

 (optional)

Security code:


 

Cancel






Depending on your bank, you may be redirected to your bank's authentication page before the validation of your payment.

 После того, как вы закончите, нажмите « **Подтвердить** » .



mercantet
paiement sécurisé
BNP PARIBAS

CARD INFORMATION




Please enter payment information


Card number:

Store this card:
 Yes No

I choose an alias for this card:
 (optional)



Expiry date:
Month: Year:

Security code: 

Cancel **Confirm**

 Вот и все. Вы успешно изменили способ оплаты.



Payment Details

When you save your payment information in DISH, we'll store your information securely. Only with credit card, a small amount will be charged from your card to make the verification, which will be returned in a period of 24 hours.

Authorized Amount

EUR 1

Payment with Credit Card



Success

Payment Complete

The payment was successfully settled.

[Navigate back](#)

We do not take part in payment processing. Your credit card information is directly sent to our payment processing provider. We do not store your credit card information nor have access to it. We are only informed about the transaction result.

[Return to Main Site](#)