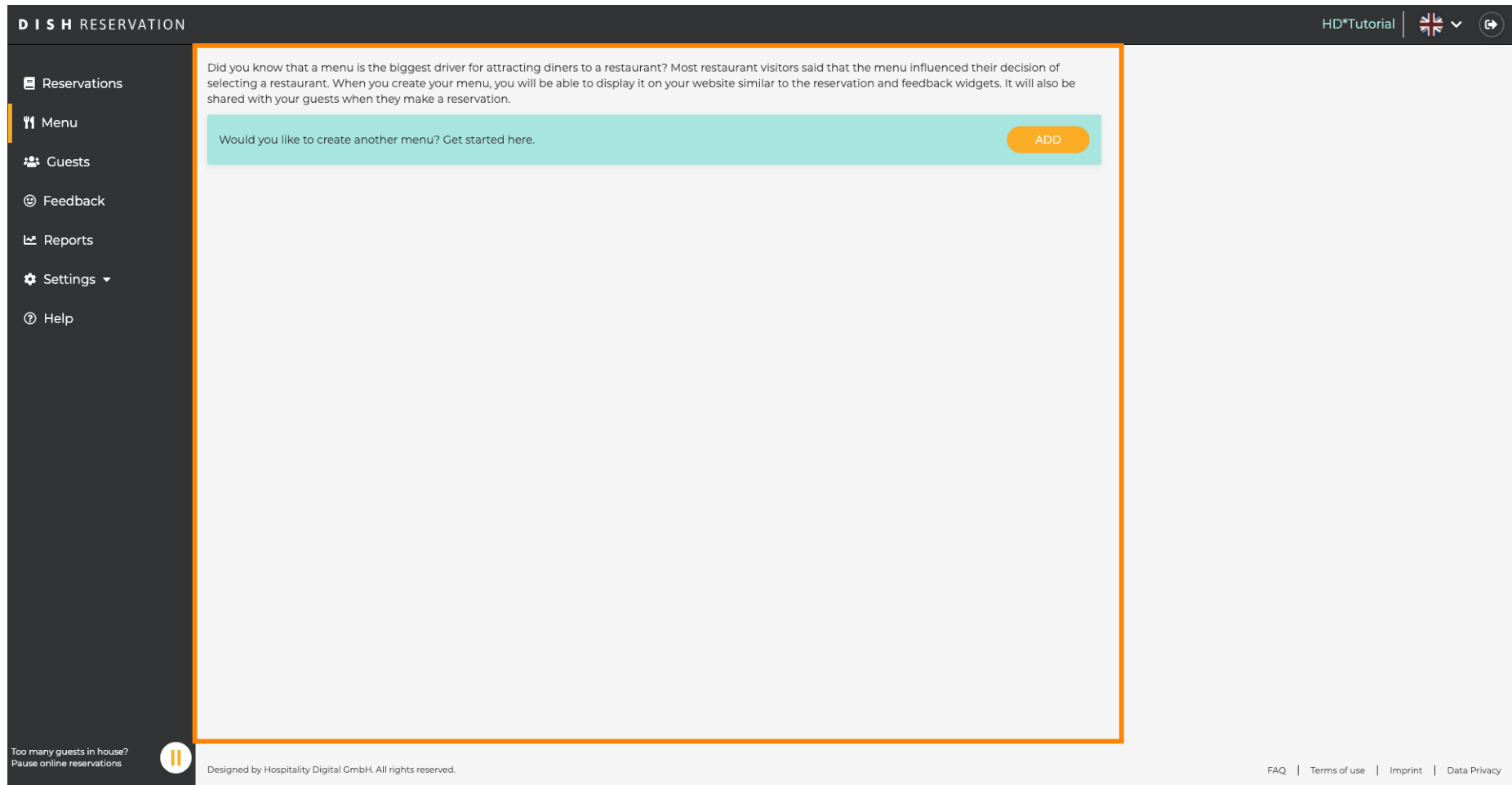






Nyní jste v **administračním panelu** v sekci **Menu** . Zde můžete vytvářet a upravovat stávající nabídky.




DISH RESERVATION HD*Tutorial  

- Reservations
- Menu**
- Guests
- Feedback
- Reports
- Settings ▾
- Help

Did you know that a menu is the biggest driver for attracting diners to a restaurant? Most restaurant visitors said that the menu influenced their decision of selecting a restaurant. When you create your menu, you will be able to display it on your website similar to the reservation and feedback widgets. It will also be shared with your guests when they make a reservation.

Would you like to create another menu? Get started here. [ADD](#)

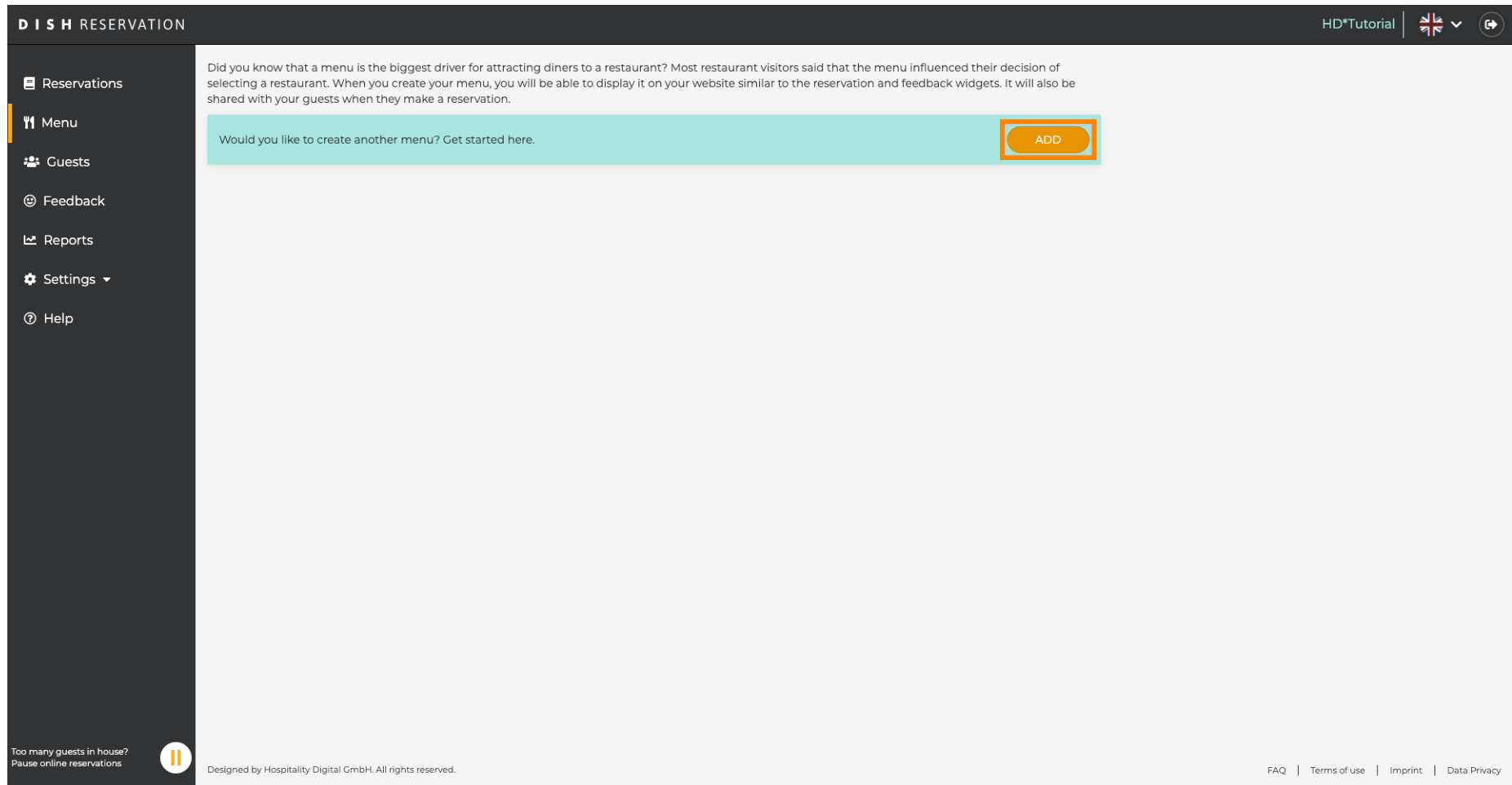
Too many guests in house?
Pause online reservations 

Designed by Hospitality Digital GmbH. All rights reserved.

[FAQ](#) | [Terms of use](#) | [Imprint](#) | [Data Privacy](#)

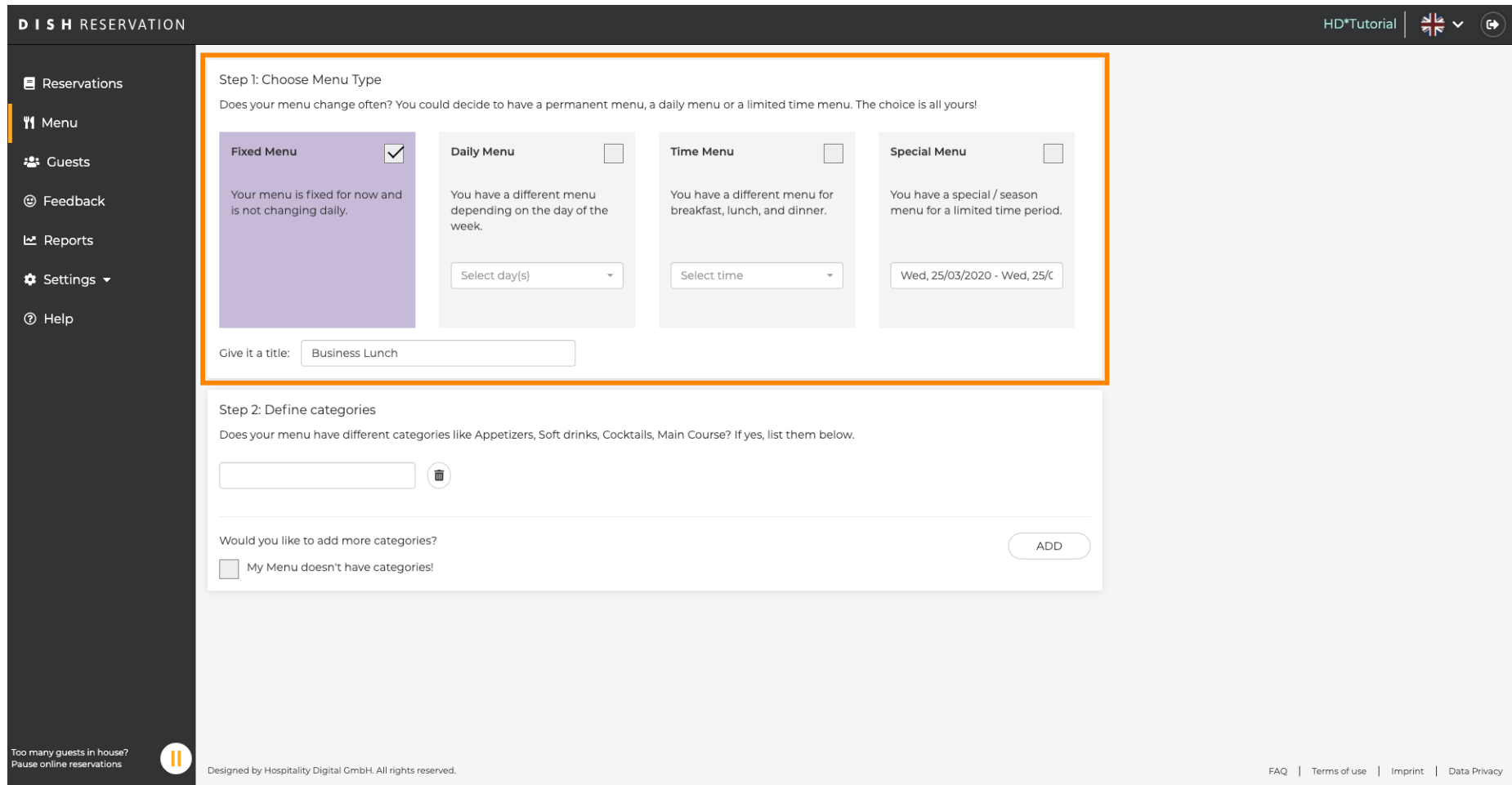


Kliknutím na **přidat** přidáte nové menu.



The screenshot shows the DISH RESERVATION admin interface. The top navigation bar includes the logo, the text 'DISH RESERVATION', and user information 'HD*Tutorial' with a language selector and a refresh icon. The left sidebar contains menu items: Reservations, Menu (highlighted), Guests, Feedback, Reports, Settings, and Help. The main content area features an informational text block about menus and a light blue call-to-action box with the text 'Would you like to create another menu? Get started here.' and an orange 'ADD' button. At the bottom, there is a status indicator for 'Too many guests in house?' and a footer with copyright information and links for FAQ, Terms of use, Imprint, and Data Privacy.

Kliknutím na **Fixed Menu** ji přidáte a pojmenujete ji .



The screenshot shows the 'DISH RESERVATION' admin interface. On the left is a dark sidebar with navigation options: Reservations, Menu, Guests, Feedback, Reports, Settings, and Help. The main content area is titled 'Step 1: Choose Menu Type' and contains a form with four menu options: Fixed Menu (selected), Daily Menu, Time Menu, and Special Menu. Below these is a text input field for the menu title, which contains 'Business Lunch'. The 'Step 2: Define categories' section is partially visible below.

Step 1: Choose Menu Type
Does your menu change often? You could decide to have a permanent menu, a daily menu or a limited time menu. The choice is all yours!

Fixed Menu	Daily Menu	Time Menu	Special Menu
<input checked="" type="checkbox"/>	<input type="checkbox"/>	<input type="checkbox"/>	<input type="checkbox"/>
Your menu is fixed for now and is not changing daily.	You have a different menu depending on the day of the week.	You have a different menu for breakfast, lunch, and dinner.	You have a special / season menu for a limited time period.
	Select day(s)	Select time	Wed, 25/03/2020 - Wed, 25/3

Give it a title: Business Lunch

Step 2: Define categories
Does your menu have different categories like Appetizers, Soft drinks, Cocktails, Main Course? If yes, list them below.

Would you like to add more categories? ADD

My Menu doesn't have categories!

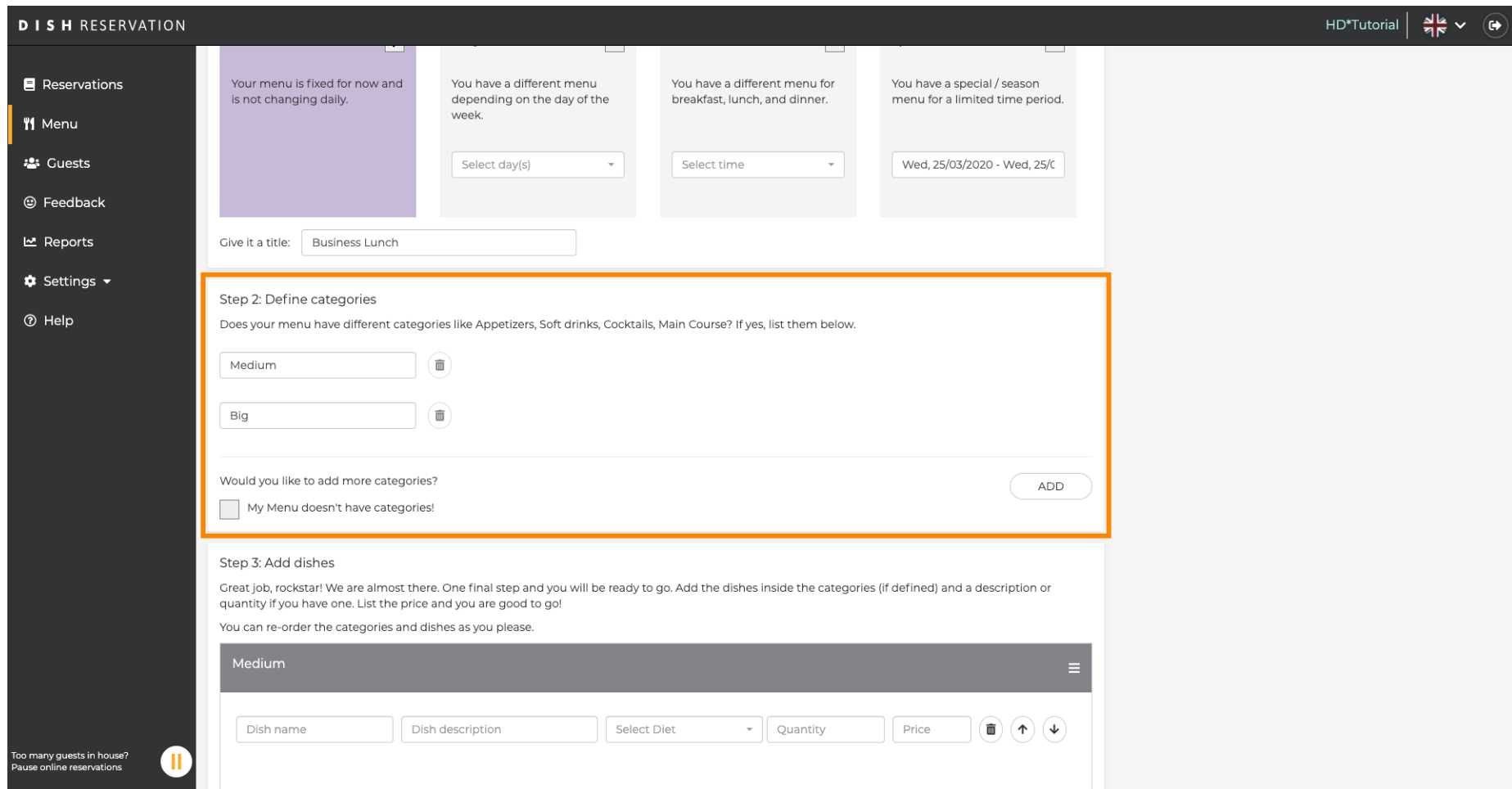
Too many guests in house? Pause online reservations

Designed by Hospitality Digital GmbH. All rights reserved.

FAQ | Terms of use | Imprint | Data Privacy



V části **Definovat kategorie** lze do nové nabídky přidat více kategorií. Poznámka: Pokud nabídka nepatří do žádné kategorie, klikněte na "Moje nabídka nemá kategorie!"



The screenshot shows the DISH RESERVATION admin interface. The left sidebar contains navigation options: Reservations, Menu, Guests, Feedback, Reports, Settings, and Help. The main content area is titled 'Step 2: Define categories' and includes the following elements:

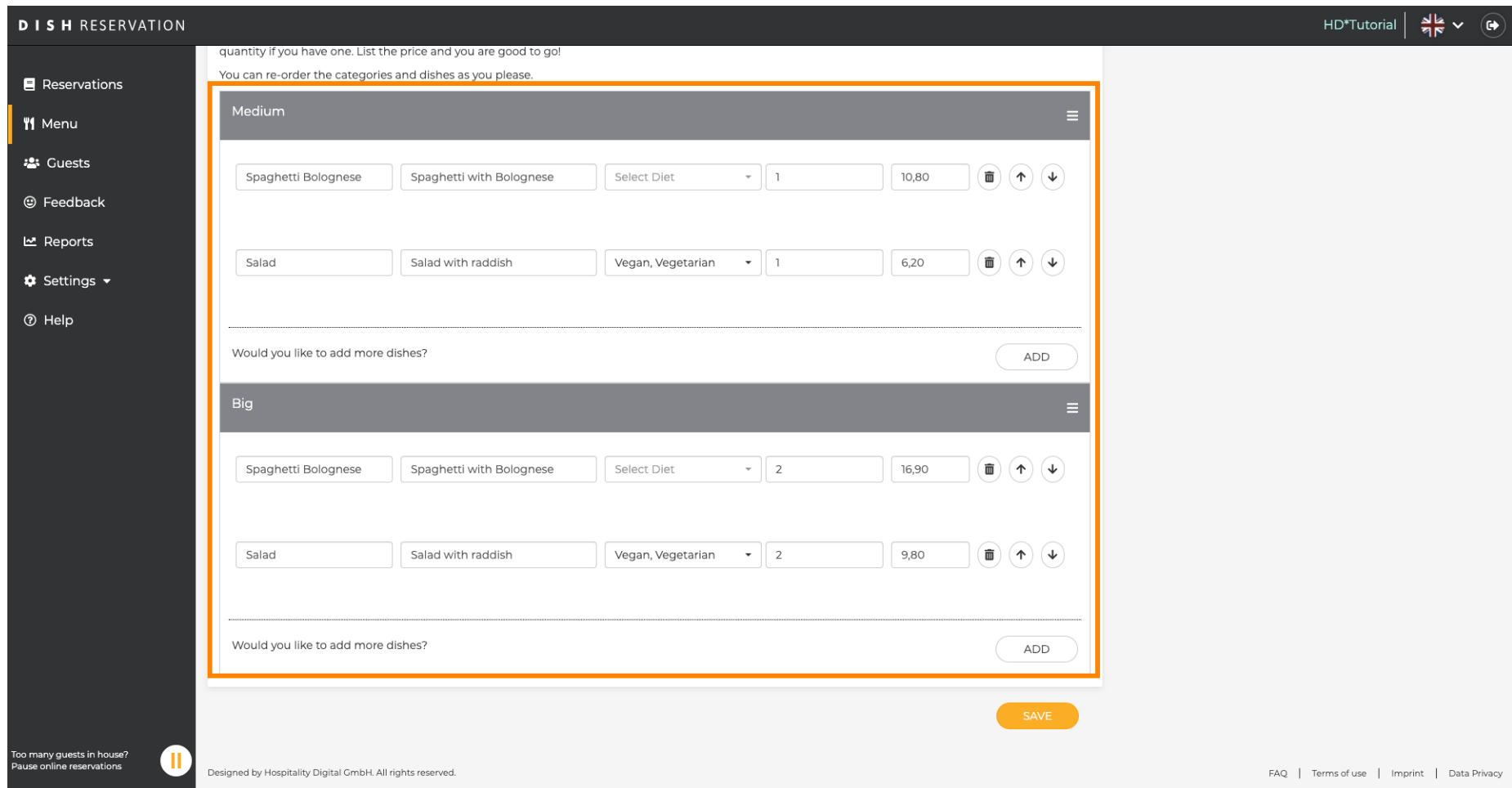
- Four informational cards at the top:
 - Card 1: "Your menu is fixed for now and is not changing daily." (highlighted in purple)
 - Card 2: "You have a different menu depending on the day of the week." with a "Select day(s)" dropdown.
 - Card 3: "You have a different menu for breakfast, lunch, and dinner." with a "Select time" dropdown.
 - Card 4: "You have a special / season menu for a limited time period." with a date range "Wed, 25/03/2020 - Wed, 25/04/2020".
- A text input field: "Give it a title: Business Lunch".
- The "Step 2: Define categories" section, highlighted with an orange border:
 - Text: "Does your menu have different categories like Appetizers, Soft drinks, Cocktails, Main Course? If yes, list them below."
 - Input field: "Medium" with a trash icon.
 - Input field: "Big" with a trash icon.
 - Text: "Would you like to add more categories?" with an "ADD" button.
 - Text: "My Menu doesn't have categories!" with an unchecked checkbox.
- The "Step 3: Add dishes" section:
 - Text: "Great job, rockstar! We are almost there. One final step and you will be ready to go. Add the dishes inside the categories (if defined) and a description or quantity if you have one. List the price and you are good to go!"
 - Text: "You can re-order the categories and dishes as you please."
 - A table header for the "Medium" category:

Dish name	Dish description	Select Diet	Quantity	Price	Actions
<input type="text"/>	<input type="text"/>	<input type="text"/>	<input type="text"/>	<input type="text"/>	<input type="button" value="Trash"/> <input type="button" value="Up"/> <input type="button" value="Down"/>

At the bottom left, there is a notification: "Too many guests in house? Pause online reservations" with a pause icon.



V části **Přidat jídla** přidáte jídla do nového menu. Zadejte následující informace: název jídla, popis jídla, dietu, množství a cenu.



quantity if you have one. List the price and you are good to go!
You can re-order the categories and dishes as you please.

Medium

Spaghetti Bolognese	Spaghetti with Bolognese	Select Diet	1	10,80	🗑️ ⬆️ ⬇️
Salad	Salad with raddish	Vegan, Vegetarian	1	6,20	🗑️ ⬆️ ⬇️

Would you like to add more dishes? ADD

Big

Spaghetti Bolognese	Spaghetti with Bolognese	Select Diet	2	16,90	🗑️ ⬆️ ⬇️
Salad	Salad with raddish	Vegan, Vegetarian	2	9,80	🗑️ ⬆️ ⬇️

Would you like to add more dishes? ADD

SAVE

Too many guests in house?
Pause online reservations

Designed by Hospitality Digital GmbH. All rights reserved.

FAQ | Terms of use | Imprint | Data Privacy












A je to. Jsi hotov. Klikněte na **uložit**.

The screenshot displays the DISH Reservation Admin Panel. The left sidebar contains navigation options: Reservations, Menu, Guests, Feedback, Reports, Settings, and Help. The main content area shows the 'Menu' configuration for a reservation. It is divided into two sections: 'Medium' and 'Big'. Each section contains a list of dishes with their respective prices and quantities. The 'Medium' section shows 'Spaghetti Bolognese' (10,80) and 'Salad' (6,20). The 'Big' section shows 'Spaghetti Bolognese' (16,90) and 'Salad' (9,80). Each dish entry includes a dropdown for 'Select Diet' and a quantity input field. Below each section is an 'ADD' button. A large orange 'SAVE' button is located at the bottom right of the menu configuration area. The top right corner of the panel shows 'HD*Tutorial' and a language selector (UK flag). The bottom left corner has a warning: 'Too many guests in house? Pause online reservations'. The bottom right corner contains links for 'FAQ', 'Terms of use', 'Imprint', and 'Data Privacy'. The footer of the page reads '© 2020 - 2022 Hospitality Digital GmbH' and '6 of 7'.



Nové **menu** se nyní zobrazí na **přístrojové desce** . Poznámka: Nabídky lze nastavit jako aktivní nebo neaktivní , což má za následek jejich zobrazení pro hosta nebo ne.



DISH RESERVATION
HD*Tutorial |  | 





-  Reservations
-  Menu
-  Guests
-  Feedback
-  Reports
-  Settings ▾
-  Help

Did you know that a menu is the biggest driver for attracting diners to a restaurant? Most restaurant visitors said that the menu influenced their decision of selecting a restaurant. When you create your menu, you will be able to display it on your website similar to the reservation and feedback widgets. It will also be shared with your guests when they make a reservation.


Would you like to create another menu? [Get started here.](#) ADD

FIXED MENU

Business Lunch  

Medium	Quantity	Price
Spaghetti Bolognese i	1	€10.80
Salad i  	1	€6.20
Big		
Spaghetti Bolognese i	2	€16.90
Salad i  	2	€9.80

This menu is currently active

Too many guests in house?  Pause online reservations
Designed by Hospitality Digital GmbH. All rights reserved.
FAQ | Terms of use | Imprint | Data Privacy