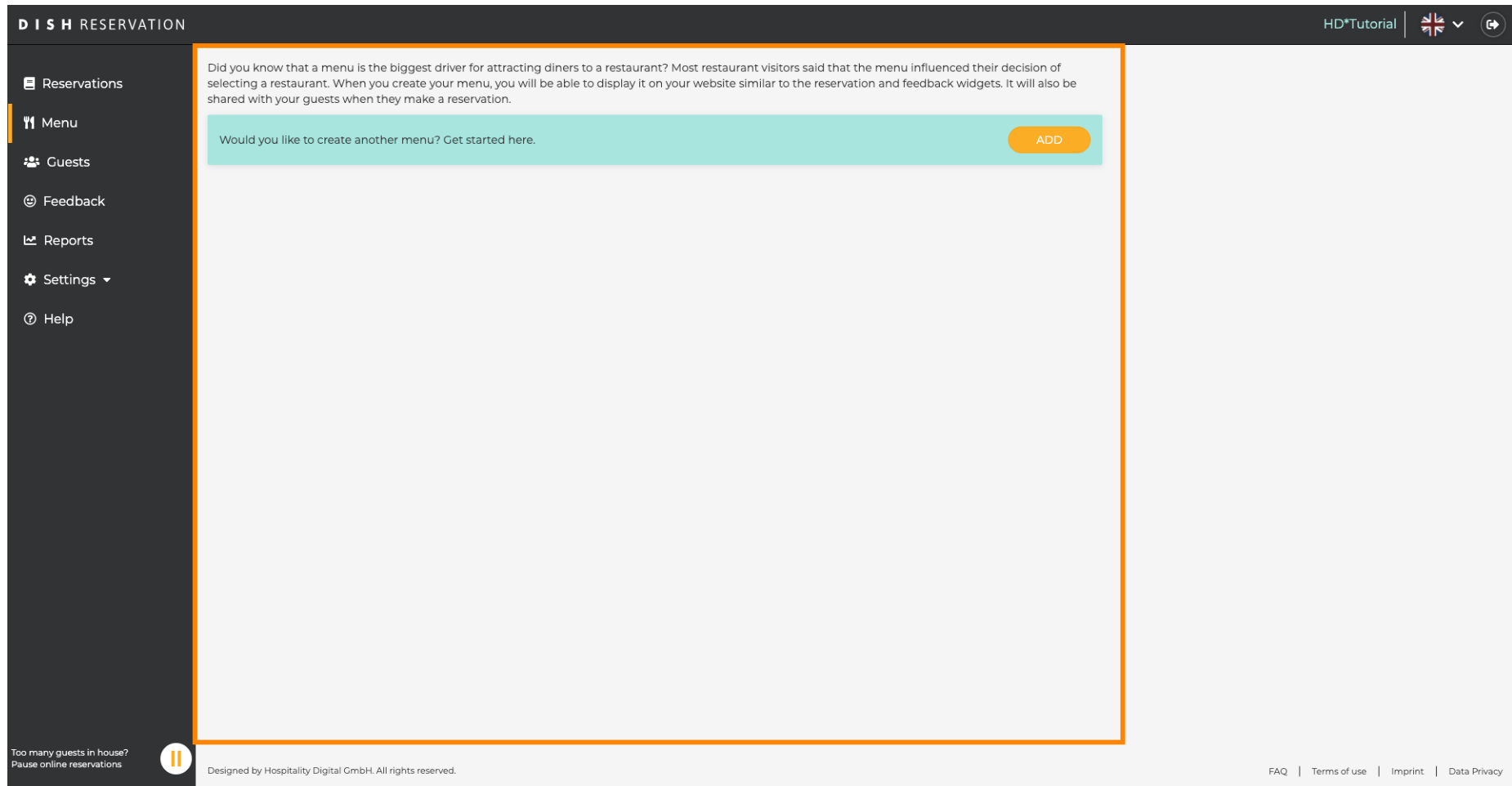




Sada ste u **Admin Panel** pod odjeljkom **Izbornik** . Ovdje možete kreirati i uređivati postojeće izbornike.



**DISH RESERVATION** HD\*Tutorial

- Reservations
- Menu**
- Guests
- Feedback
- Reports
- Settings
- Help

Did you know that a menu is the biggest driver for attracting diners to a restaurant? Most restaurant visitors said that the menu influenced their decision of selecting a restaurant. When you create your menu, you will be able to display it on your website similar to the reservation and feedback widgets. It will also be shared with your guests when they make a reservation.

Would you like to create another menu? Get started here. **ADD**

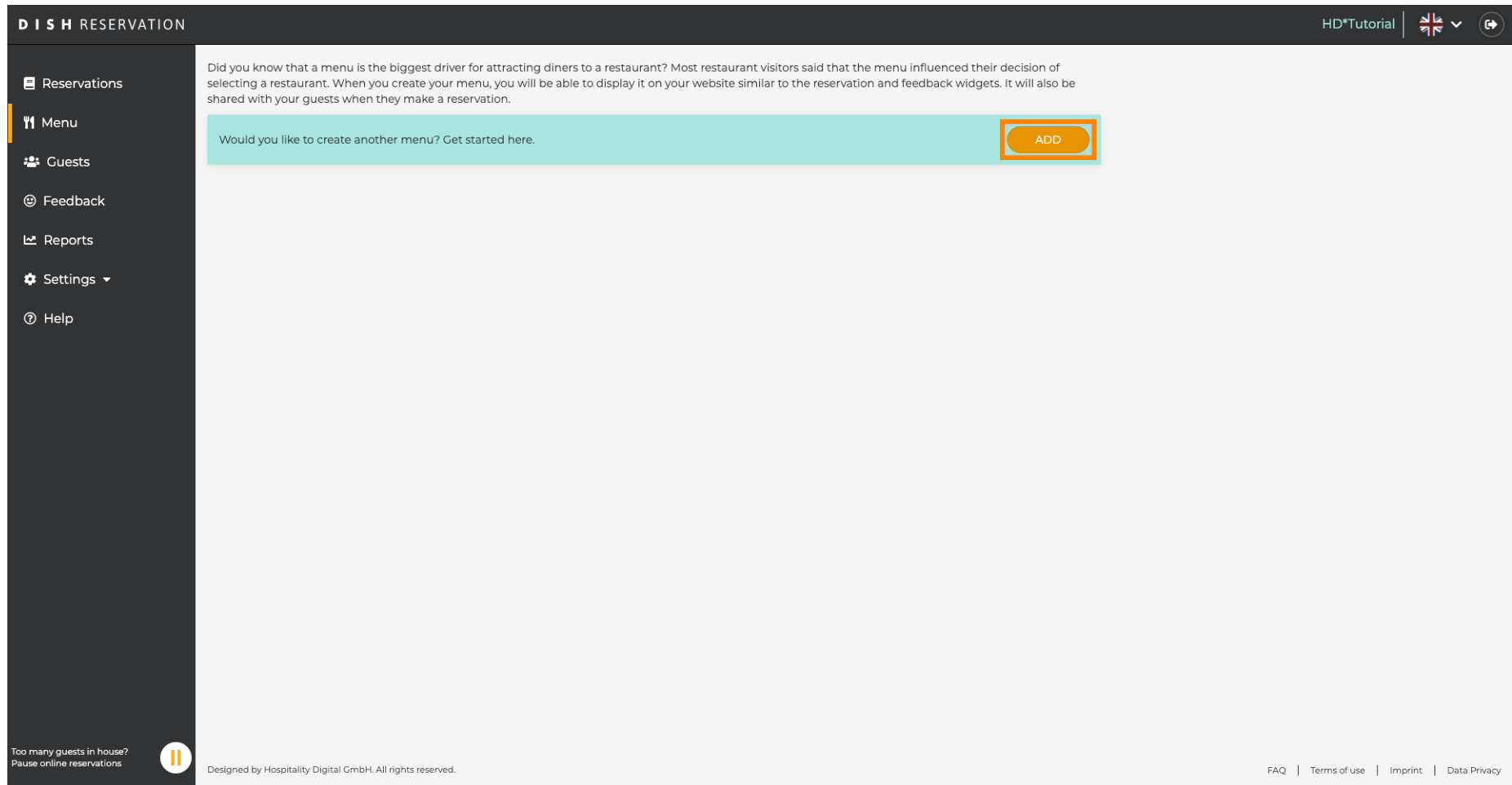
Too many guests in house?  
Pause online reservations

Designed by Hospitality Digital GmbH. All rights reserved.

[FAQ](#) | [Terms of use](#) | [Imprint](#) | [Data Privacy](#)

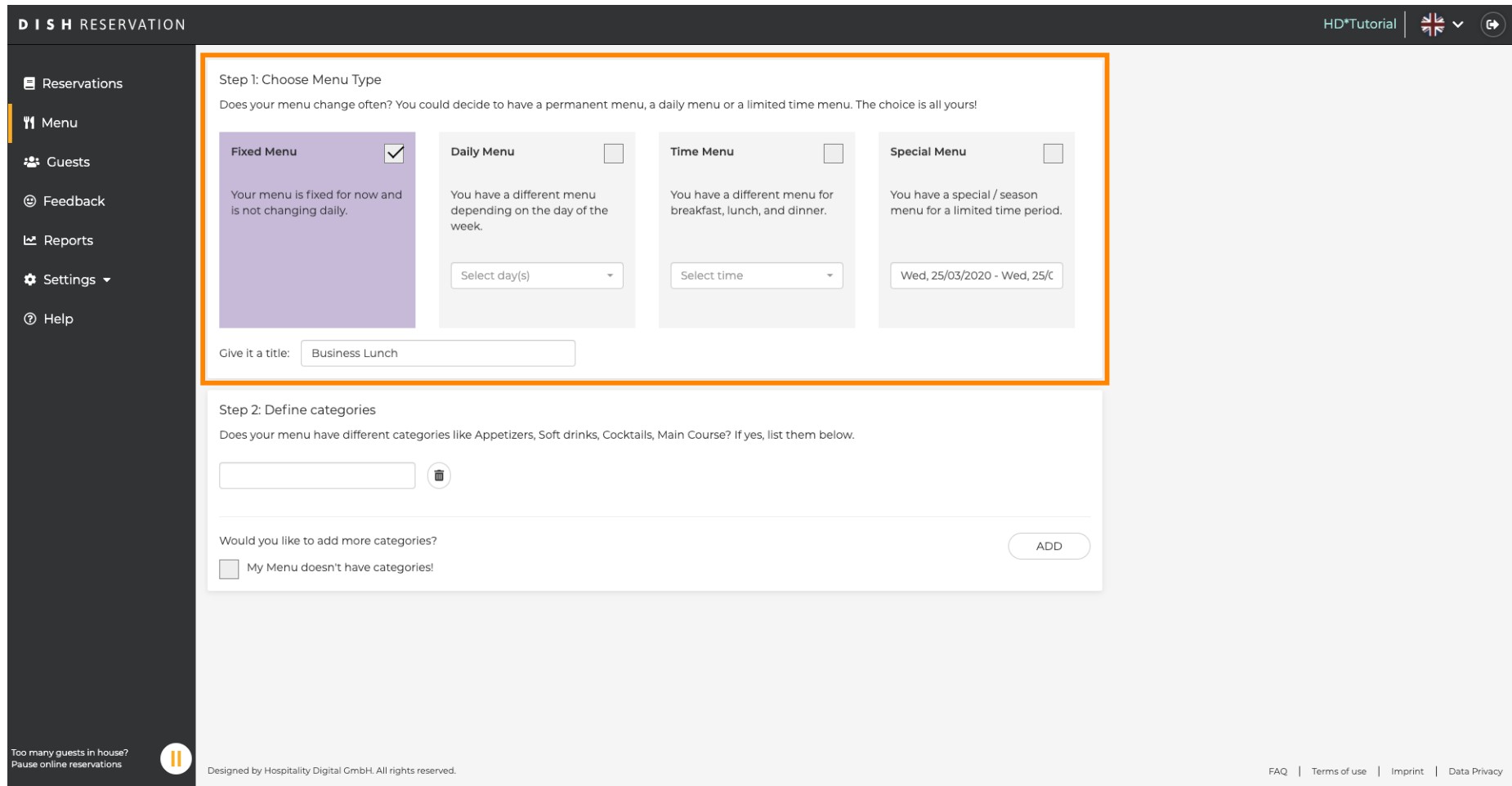


Kliknite na **dodaj** za dodavanje novog izbornika.



The screenshot shows the DISH Reservation Admin Panel. The top navigation bar includes the DISH RESERVATION logo, a user profile 'HD\*Tutorial', a language selector (UK flag), and a refresh icon. The left sidebar contains navigation items: Reservations, Menu (highlighted), Guests, Feedback, Reports, Settings, and Help. The main content area features a teal banner with the text 'Would you like to create another menu? Get started here.' and an orange 'ADD' button. Below the banner is a large empty space. At the bottom, there is a footer with a notification 'Too many guests in house? Pause online reservations', a copyright notice '© 2020 - 2022 Hospitality Digital GmbH', and a footer menu with links for 'FAQ', 'Terms of use', 'Imprint', and 'Data Privacy'.

Kliknite na **Fixed Menu** da ga dodate i date mu **naslov**.



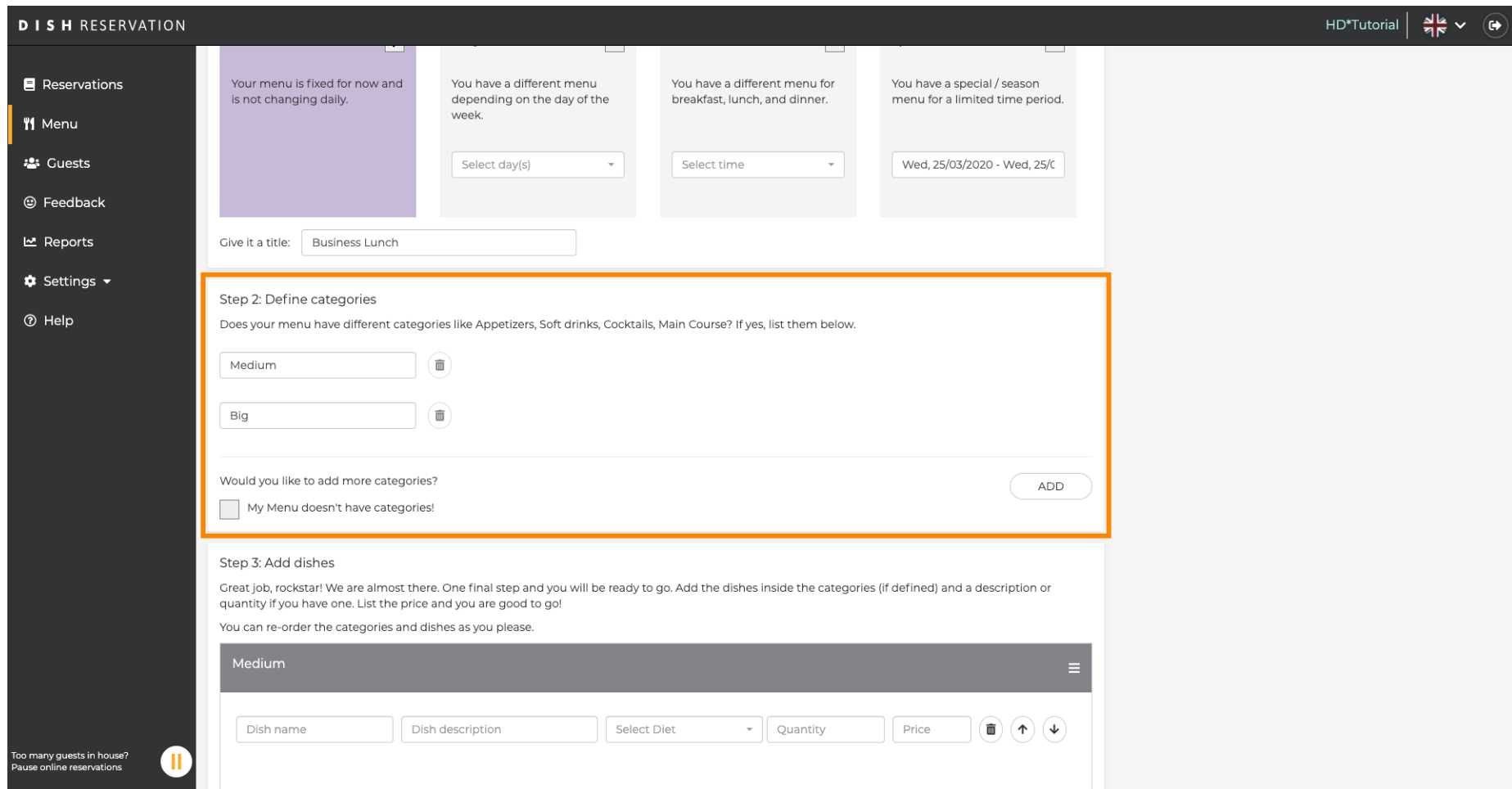
The screenshot displays the 'DISH RESERVATION' admin interface. On the left is a dark sidebar with navigation options: Reservations, Menu (highlighted), Guests, Feedback, Reports, Settings, and Help. The main content area is titled 'Step 1: Choose Menu Type' and asks, 'Does your menu change often? You could decide to have a permanent menu, a daily menu or a limited time menu. The choice is all yours!'. There are four menu type options, each with a checkbox and a description:

- Fixed Menu** (checked): Your menu is fixed for now and is not changing daily.
- Daily Menu**: You have a different menu depending on the day of the week. Includes a 'Select day(s)' dropdown.
- Time Menu**: You have a different menu for breakfast, lunch, and dinner. Includes a 'Select time' dropdown.
- Special Menu**: You have a special / season menu for a limited time period. Includes a date/time selector showing 'Wed, 25/03/2020 - Wed, 25/3'.

Below these options is a text input field labeled 'Give it a title:' with the value 'Business Lunch'. The next section is 'Step 2: Define categories', asking 'Does your menu have different categories like Appetizers, Soft drinks, Cocktails, Main Course? If yes, list them below.' It features a text input field with a trash icon, an 'ADD' button, and a checkbox labeled 'My Menu doesn't have categories!'. At the bottom left, there is a notification: 'Too many guests in house? Pause online reservations' with a pause icon. At the bottom right, there are links for 'FAQ', 'Terms of use', 'Imprint', and 'Data Privacy'. The footer text reads 'Designed by Hospitality Digital GmbH. All rights reserved.'



Pod **Definiraj kategorije** u novi izbornik može se dodati više kategorija. Napomena: Ako izbornik ne pripada kategoriji kliknite na "Moj izbornik nema kategorije!"



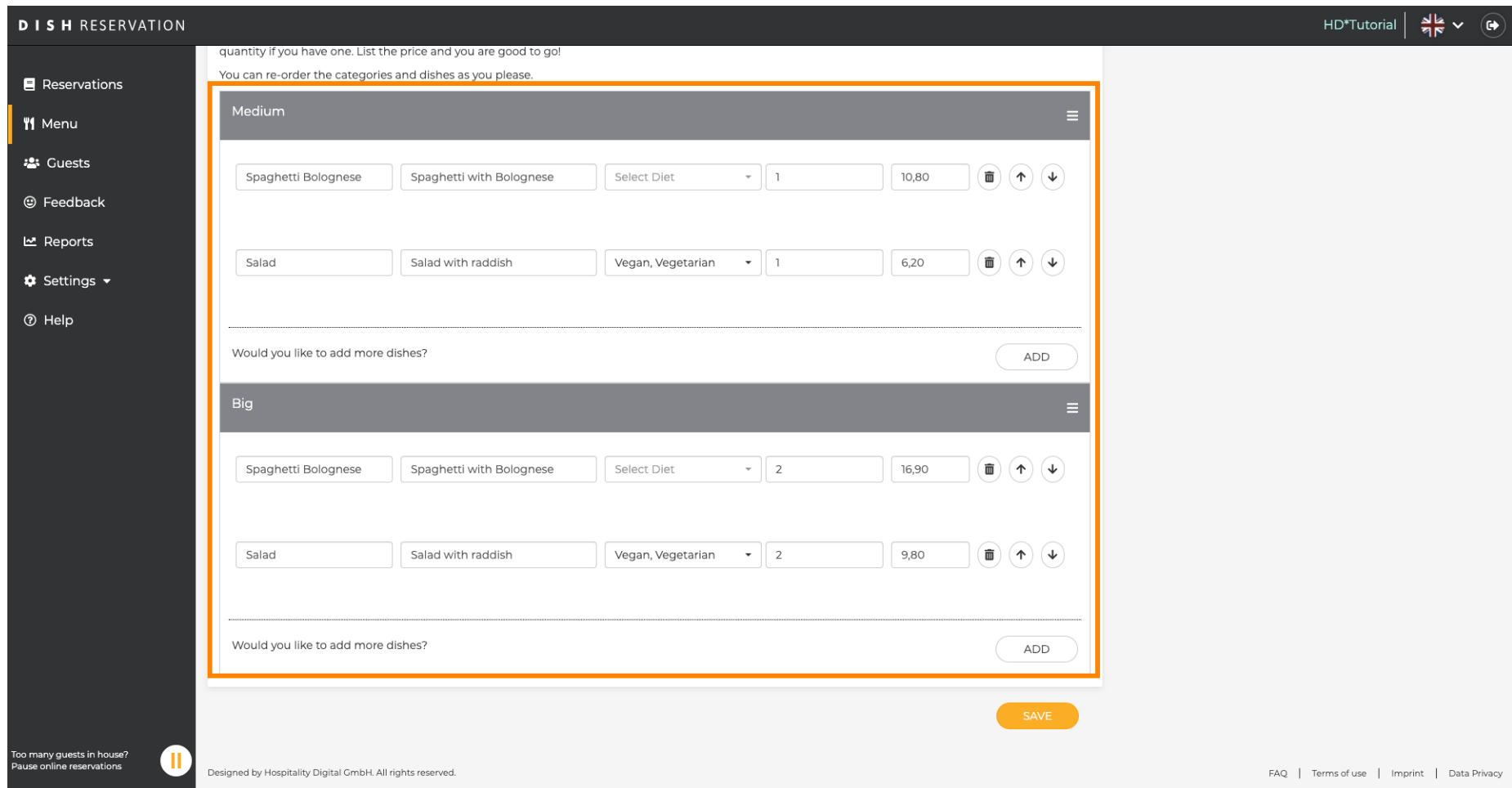
The screenshot shows the DISH Reservation Admin Panel interface. The left sidebar contains navigation options: Reservations, Menu, Guests, Feedback, Reports, Settings, and Help. The main content area is titled "DISH RESERVATION" and shows the "Menu" section. The "Business Lunch" menu item is being edited. The "Step 2: Define categories" section is highlighted with an orange border. It contains the following elements:

- Text: "Step 2: Define categories"
- Text: "Does your menu have different categories like Appetizers, Soft drinks, Cocktails, Main Course? If yes, list them below."
- Input field: "Medium" with a trash icon
- Input field: "Big" with a trash icon
- Text: "Would you like to add more categories?"
- Form:  "My Menu doesn't have categories!"
- Button: "ADD"

Below the "Define categories" section is the "Step 3: Add dishes" section, which includes a table for adding dishes to the "Medium" category. The table has columns for "Dish name", "Dish description", "Select Diet", "Quantity", and "Price", along with trash, up, and down arrow icons.



Pod **Dodaj jela** dodajete jela u novi jelovnik. Unesite sljedeće podatke: naziv jela, opis jela, način prehrane, količinu i cijenu.



quantity if you have one. List the price and you are good to go!  
You can re-order the categories and dishes as you please.

**Medium**

Spaghetti Bolognese	Spaghetti with Bolognese	Select Diet	1	10,80	🗑️ ⬆️ ⬇️
Salad	Salad with raddish	Vegan, Vegetarian	1	6,20	🗑️ ⬆️ ⬇️

Would you like to add more dishes? ADD

**Big**

Spaghetti Bolognese	Spaghetti with Bolognese	Select Diet	2	16,90	🗑️ ⬆️ ⬇️
Salad	Salad with raddish	Vegan, Vegetarian	2	9,80	🗑️ ⬆️ ⬇️

Would you like to add more dishes? ADD

SAVE

Too many guests in house?  
Pause online reservations

Designed by Hospitality Digital GmbH. All rights reserved.

FAQ | Terms of use | Imprint | Data Privacy



To je to. Ti si gotov. Kliknite na **spremi**.

quantity if you have one. List the price and you are good to go!  
You can re-order the categories and dishes as you please.

**Medium**

Spaghetti Bolognese	Spaghetti with Bolognese	Select Diet	1	10,80	🗑️	⬆️	⬇️
Salad	Salad with raddish	Vegan, Vegetarian	1	6,20	🗑️	⬆️	⬇️

Would you like to add more dishes? [ADD](#)

**Big**

Spaghetti Bolognese	Spaghetti with Bolognese	Select Diet	2	16,90	🗑️	⬆️	⬇️
Salad	Salad with raddish	Vegan, Vegetarian	2	9,80	🗑️	⬆️	⬇️

Would you like to add more dishes? [ADD](#)

[SAVE](#)

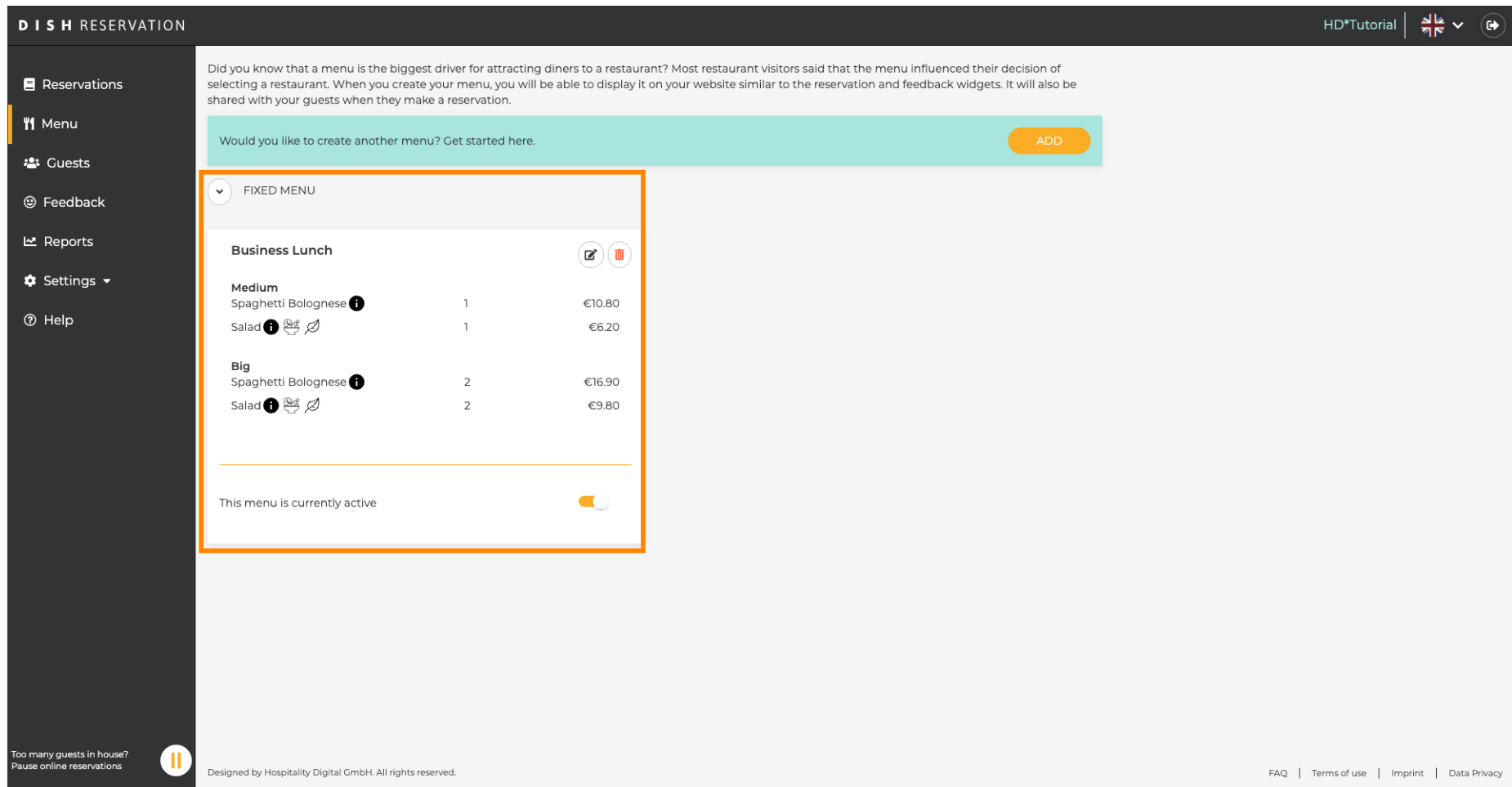
Too many guests in house?  
Pause online reservations

Designed by Hospitality Digital GmbH. All rights reserved.

FAQ | Terms of use | Imprint | Data Privacy



Novi **izbornik** će se sada prikazati na **nadzornoj ploči**. Napomena: Izbornici se mogu postaviti aktivni ili neaktivni, što rezultira njihovim prikazom za gosta ili ne.



The screenshot shows the DISH Reservation Admin Panel. The left sidebar contains navigation options: Reservations, Menu, Guests, Feedback, Reports, Settings, and Help. The main content area displays a message about menu importance and a teal banner with an 'ADD' button. Below this, a 'FIXED MENU' section is highlighted with an orange border, showing a 'Business Lunch' menu item. The menu items are listed as follows:

Menu Item	Quantity	Price
<b>Medium</b>		
Spaghetti Bolognese	1	€10.80
Salad	1	€6.20
<b>Big</b>		
Spaghetti Bolognese	2	€16.90
Salad	2	€9.80

At the bottom of the highlighted section, there is a toggle switch indicating 'This menu is currently active'.