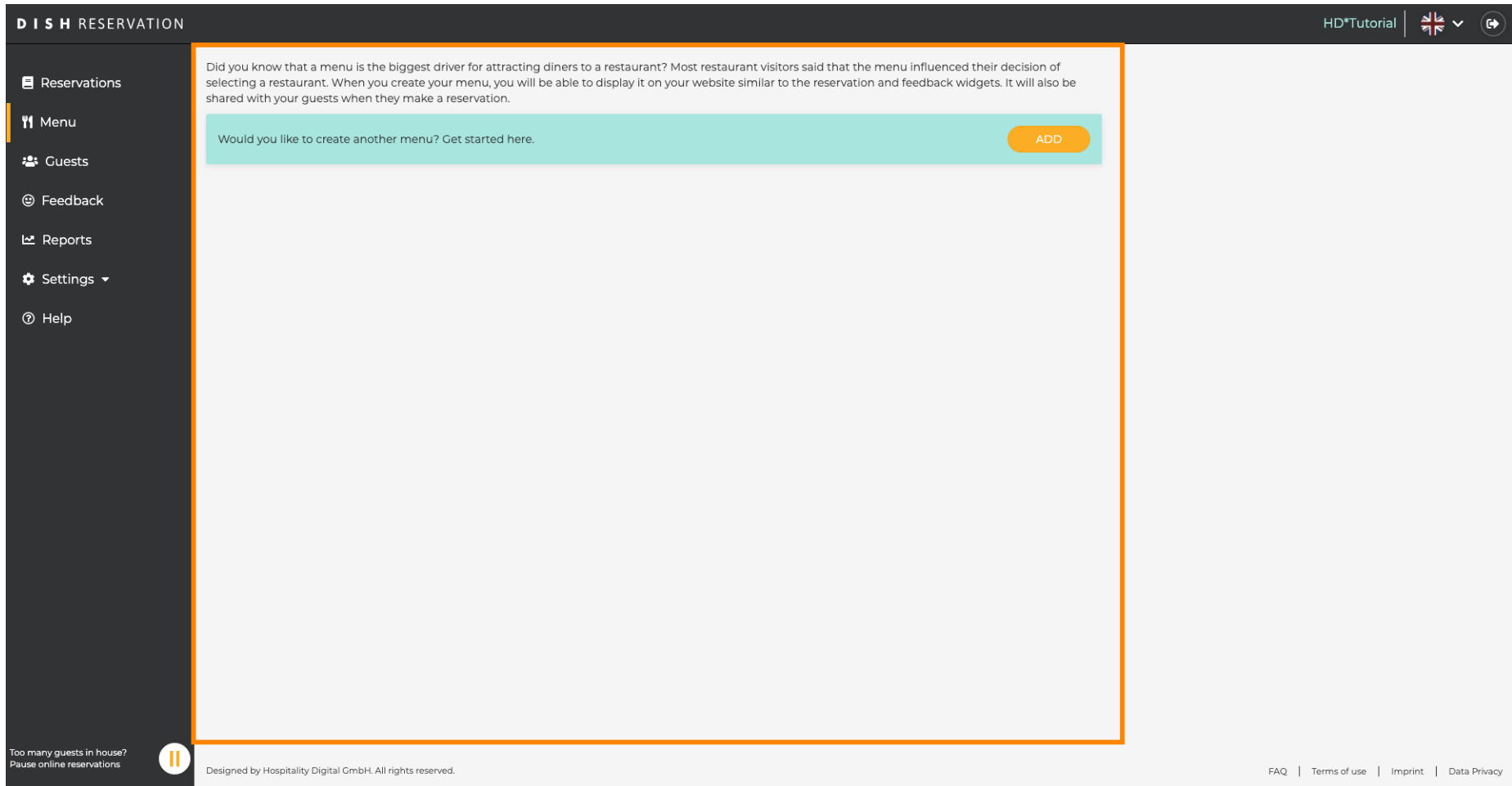




Most az **Admin panel Menü** szakaszában van . Itt létrehozhat és szerkeszthet meglévő menüket.



The screenshot shows the 'DISH RESERVATION' Admin panel. The left sidebar contains navigation options: Reservations, Menu (highlighted), Guests, Feedback, Reports, Settings, and Help. The main content area features a teal banner with the text 'Would you like to create another menu? Get started here.' and an orange 'ADD' button. Above the banner is an informational paragraph: 'Did you know that a menu is the biggest driver for attracting diners to a restaurant? Most restaurant visitors said that the menu influenced their decision of selecting a restaurant. When you create your menu, you will be able to display it on your website similar to the reservation and feedback widgets. It will also be shared with your guests when they make a reservation.'

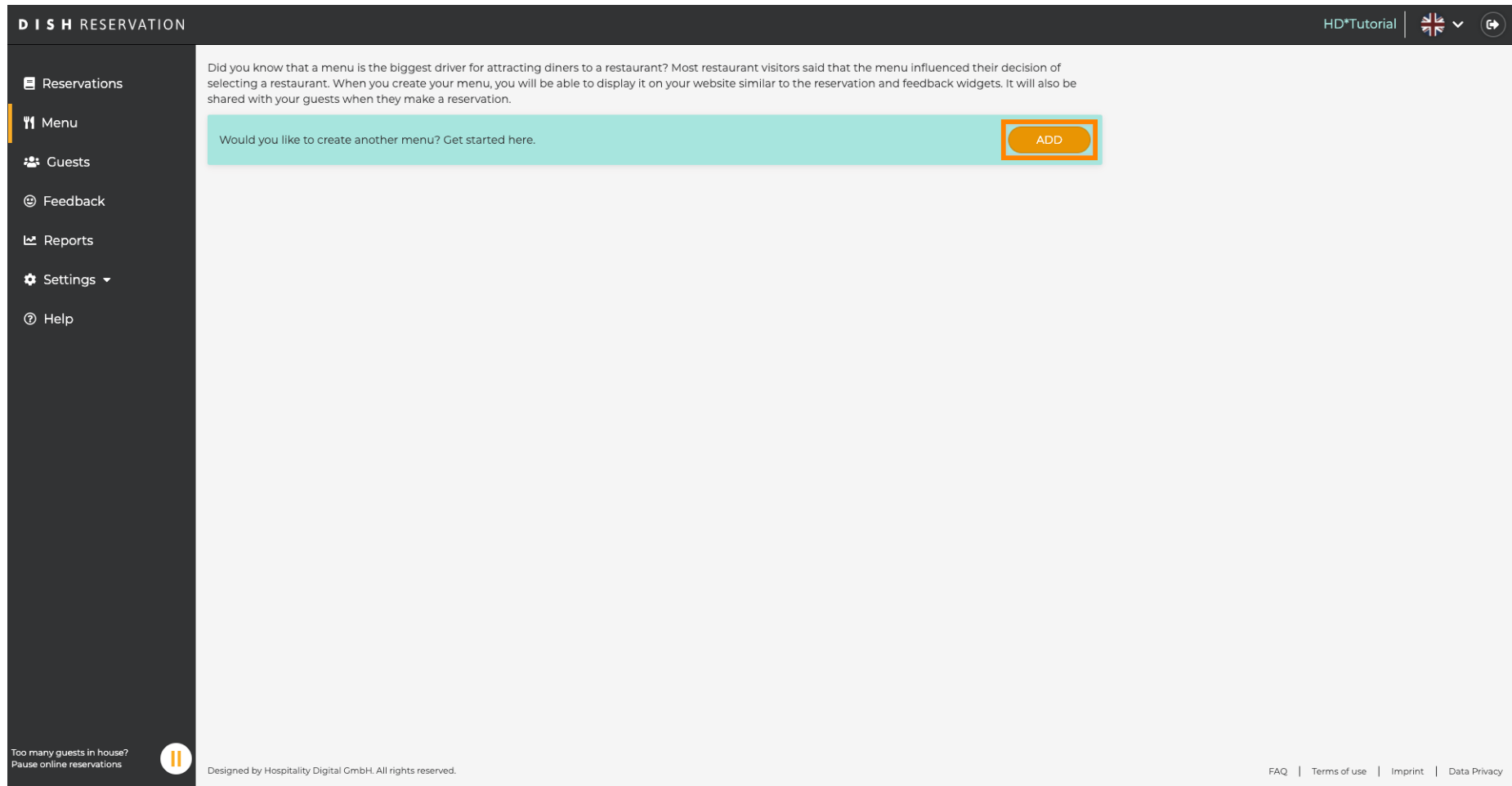
Top right: HD*Tutorial | UK flag | Refresh icon

Bottom left: Too many guests in house? Pause online reservations | Pause icon

Bottom center: Designed by Hospitality Digital GmbH. All rights reserved.

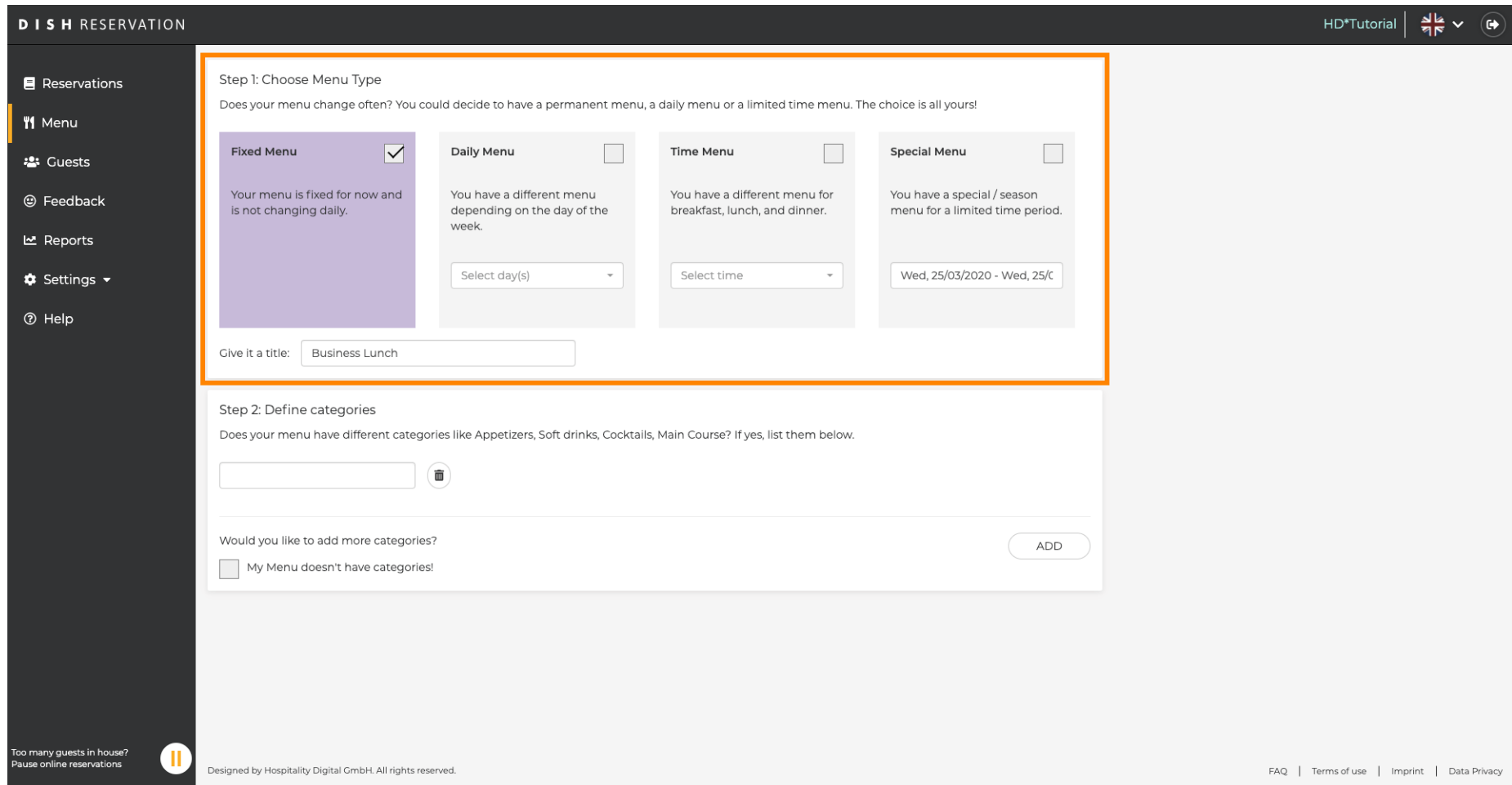
Bottom right: FAQ | Terms of use | Imprint | Data Privacy



Új menü hozzáadásához **kattintson** a Hozzáadás gombra.










The screenshot shows the DISH RESERVATION management interface. On the left is a dark sidebar with navigation options: Reservations, Menu (highlighted), Guests, Feedback, Reports, Settings, and Help. The main content area has a dark header with 'DISH RESERVATION' on the left and 'HD*Tutorial' with a language selector and a refresh icon on the right. Below the header, there is a light blue informational text block: 'Did you know that a menu is the biggest driver for attracting diners to a restaurant? Most restaurant visitors said that the menu influenced their decision of selecting a restaurant. When you create your menu, you will be able to display it on your website similar to the reservation and feedback widgets. It will also be shared with your guests when they make a reservation.' Below this text is a light blue call-to-action bar with the text 'Would you like to create another menu? Get started here.' and an orange 'ADD' button. At the bottom left of the interface, there is a notification: 'Too many guests in house? Pause online reservations' with a pause icon. At the bottom center, it says 'Designed by Hospitality Digital GmbH. All rights reserved.' and at the bottom right, there are links for 'FAQ | Terms of use | Imprint | Data Privacy'.

Kattintson a **Fix menüre** a hozzáadáshoz és adjon neki **címet** .



DISH RESERVATION HD*Tutorial  


-  Reservations
-  Menu**
-  Guests
-  Feedback
-  Reports
-  Settings ▾
-  Help

Step 1: Choose Menu Type
Does your menu change often? You could decide to have a permanent menu, a daily menu or a limited time menu. The choice is all yours!

<p>Fixed Menu <input checked="" type="checkbox"/></p> <p>Your menu is fixed for now and is not changing daily.</p>	<p>Daily Menu <input type="checkbox"/></p> <p>You have a different menu depending on the day of the week.</p> <p>Select day(s) ▾</p>	<p>Time Menu <input type="checkbox"/></p> <p>You have a different menu for breakfast, lunch, and dinner.</p> <p>Select time ▾</p>	<p>Special Menu <input type="checkbox"/></p> <p>You have a special / season menu for a limited time period.</p> <p>Wed, 25/03/2020 - Wed, 25/3</p>
---	---	--	---


Give it a title:

Step 2: Define categories
Does your menu have different categories like Appetizers, Soft drinks, Cocktails, Main Course? If yes, list them below.



Would you like to add more categories? ADD

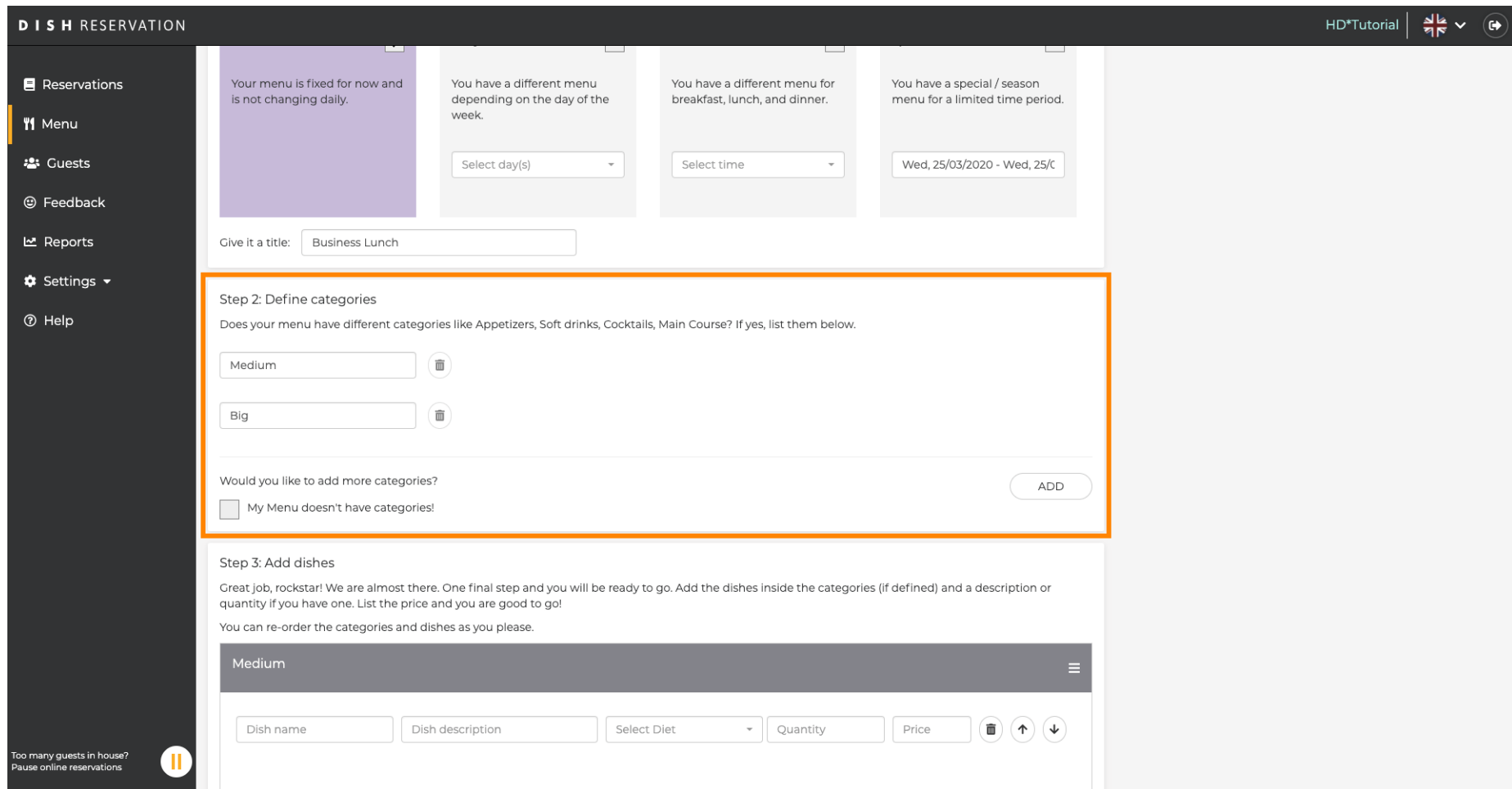
My Menu doesn't have categories!

Too many guests in house?  Pause online reservations

Designed by Hospitality Digital GmbH. All rights reserved. FAQ | Terms of use | Imprint | Data Privacy





A **Kategóriák meghatározása** alatt több kategória is hozzáadható az új menühöz. Megjegyzés: Ha a menü nem tartozik egy kategóriába, kattintson a "Menümnek nincsenek kategóriái!"



The screenshot shows the 'DISH RESERVATION' management interface. The left sidebar contains navigation options: Reservations, Menu, Guests, Feedback, Reports, Settings, and Help. The main content area is titled 'HD*Tutorial' and shows a 'Business Lunch' menu item. The 'Step 2: Define categories' section is highlighted with an orange border. It asks if the menu has different categories like Appetizers, Soft drinks, Cocktails, Main Course, etc. Two categories, 'Medium' and 'Big', are listed with trash icons. Below this, there is a checkbox for 'My Menu doesn't have categories!' and an 'ADD' button. The 'Step 3: Add dishes' section is partially visible below, showing a table for adding dishes to the 'Medium' category.

Step 2: Define categories
Does your menu have different categories like Appetizers, Soft drinks, Cocktails, Main Course? If yes, list them below.




Medium 

Big 

Would you like to add more categories? ADD

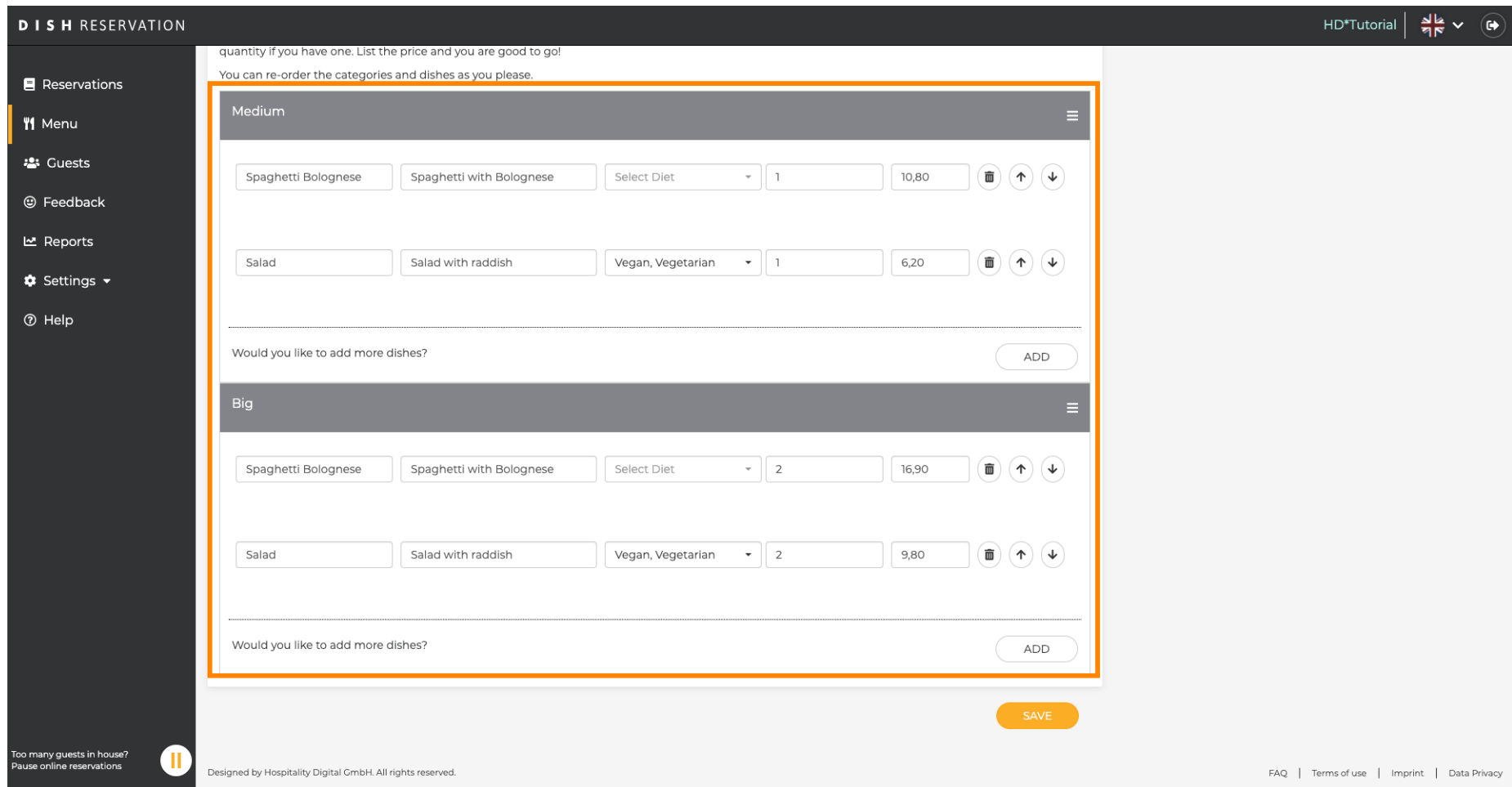
My Menu doesn't have categories!

Step 3: Add dishes
Great job, rockstar! We are almost there. One final step and you will be ready to go. Add the dishes inside the categories (if defined) and a description or quantity if you have one. List the price and you are good to go!
You can re-order the categories and dishes as you please.

Medium					
Dish name	Dish description	Select Diet	Quantity	Price	
<input type="text"/>	<input type="text"/>	<input type="text"/>	<input type="text"/>	<input type="text"/>	  



Az **Ételek** hozzáadása alatt ételeket ad hozzá az új menühöz. Adja meg a következő adatokat: étel neve, étel leírása, étrend, mennyiség és ár.



DISH RESERVATION HD*Tutorial

quantity if you have one. List the price and you are good to go!
You can re-order the categories and dishes as you please.

Medium

Spaghetti Bolognese	Spaghetti with Bolognese	Select Diet	1	10,80	🗑️ ⬆️ ⬇️
Salad	Salad with raddish	Vegan, Vegetarian	1	6,20	🗑️ ⬆️ ⬇️

Would you like to add more dishes? [ADD](#)

Big

Spaghetti Bolognese	Spaghetti with Bolognese	Select Diet	2	16,90	🗑️ ⬆️ ⬇️
Salad	Salad with raddish	Vegan, Vegetarian	2	9,80	🗑️ ⬆️ ⬇️

Would you like to add more dishes? [ADD](#)

[SAVE](#)

Too many guests in house? Pause online reservations

Designed by Hospitality Digital GmbH. All rights reserved.

[FAQ](#) | [Terms of use](#) | [Imprint](#) | [Data Privacy](#)



Ez az. Kész vagy. Kattintson a **mentésre** .

The screenshot displays the DISH RESERVATION management interface. On the left is a dark sidebar with navigation options: Reservations, Menu, Guests, Feedback, Reports, Settings, and Help. The main content area shows two menu categories: 'Medium' and 'Big'. Each category contains a list of items with their respective prices and options. The 'Medium' category has two items: 'Spaghetti Bolognese' (10,80) and 'Salad' (6,20). The 'Big' category has two items: 'Spaghetti Bolognese' (16,90) and 'Salad' (9,80). Each item row includes a dropdown for 'Select Diet', a quantity input field, a price field, and icons for deleting, moving up, and moving down. Below each category is an 'ADD' button. At the bottom right of the main content area is a prominent orange 'SAVE' button. The footer contains copyright information and links for FAQ, Terms of use, Imprint, and Data Privacy.

quantity if you have one. List the price and you are good to go!
You can re-order the categories and dishes as you please.

Medium

Spaghetti Bolognese	Spaghetti with Bolognese	Select Diet	1	10,80	🗑️	⬆️	⬆️
Salad	Salad with raddish	Vegan, Vegetarian	1	6,20	🗑️	⬆️	⬆️

Would you like to add more dishes? [ADD](#)

Big

Spaghetti Bolognese	Spaghetti with Bolognese	Select Diet	2	16,90	🗑️	⬆️	⬆️
Salad	Salad with raddish	Vegan, Vegetarian	2	9,80	🗑️	⬆️	⬆️

Would you like to add more dishes? [ADD](#)

SAVE



Too many guests in house?
Pause online reservations








Designed by Hospitality Digital GmbH. All rights reserved.

FAQ | Terms of use | Imprint | Data Privacy





Az új **menü** most megjelenik a **műszerfalon**. Megjegyzés: A menük beállíthatók aktívak vagy inaktívak, ami azt eredményezi, hogy megjelennek-e a vendég számára vagy sem.

DISH RESERVATION
HD*Tutorial  









-  Reservations
-  Menu
-  Guests
-  Feedback
-  Reports
-  Settings ▾
-  Help

Did you know that a menu is the biggest driver for attracting diners to a restaurant? Most restaurant visitors said that the menu influenced their decision of selecting a restaurant. When you create your menu, you will be able to display it on your website similar to the reservation and feedback widgets. It will also be shared with your guests when they make a reservation.


Would you like to create another menu? Get started here.
ADD

FIXED MENU
 

Business Lunch

Medium	1	€10.80
Spaghetti Bolognese 		
Salad   	1	€6.20
Big		
Spaghetti Bolognese 	2	€16.90
Salad   	2	€9.80

This menu is currently active

Too many guests in house?
Pause online reservations 

Designed by Hospitality Digital GmbH. All rights reserved.

[FAQ](#) | [Terms of use](#) | [Imprint](#) | [Data Privacy](#)