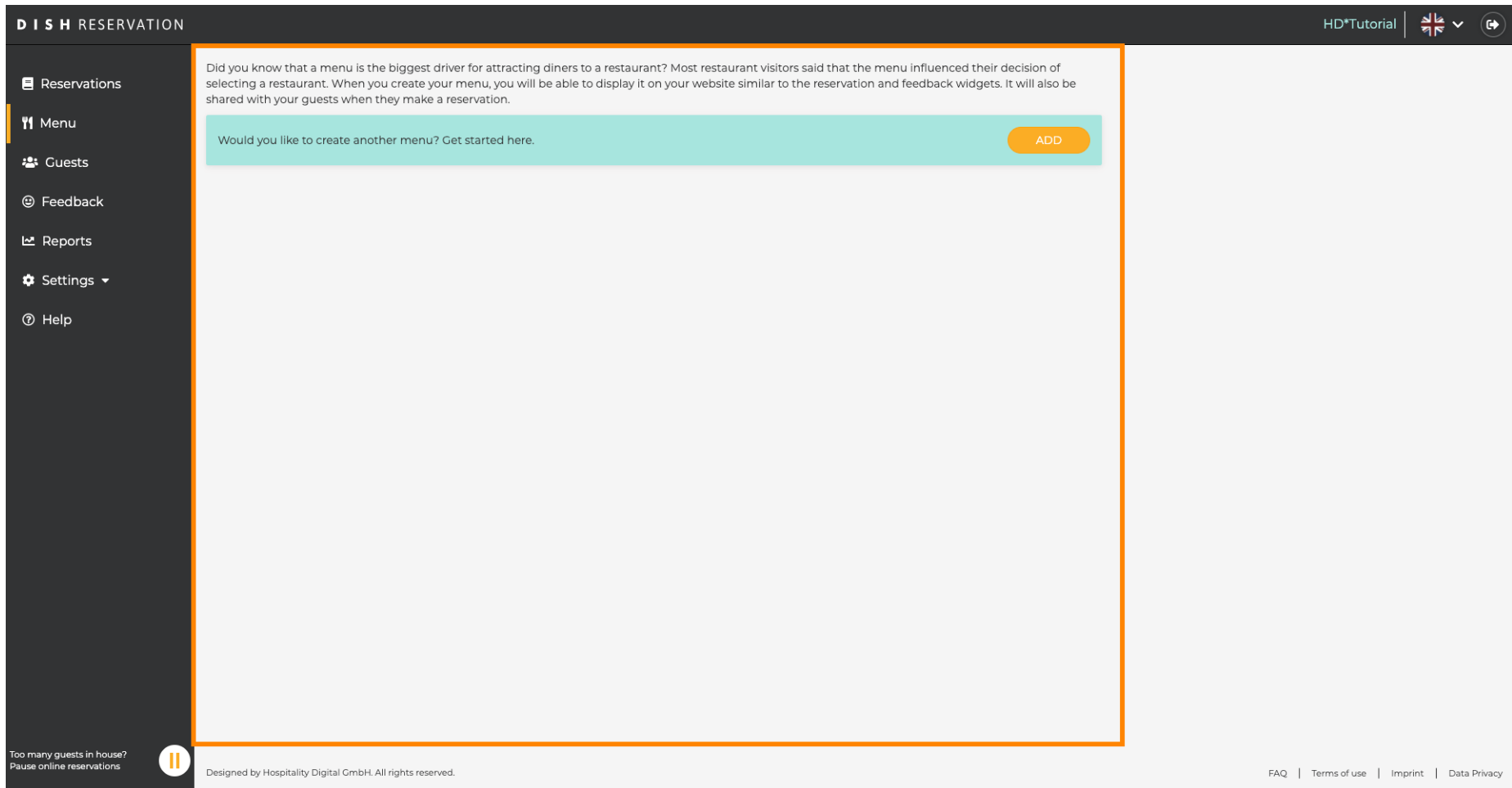






Ora sei nel **Pannello** di amministrazione nella sezione **Menu** . Qui puoi creare e modificare menu esistenti.




DISH RESERVATION HD*Tutorial  

- Reservations
- Menu**
- Guests
- Feedback
- Reports
- Settings
- Help

Did you know that a menu is the biggest driver for attracting diners to a restaurant? Most restaurant visitors said that the menu influenced their decision of selecting a restaurant. When you create your menu, you will be able to display it on your website similar to the reservation and feedback widgets. It will also be shared with your guests when they make a reservation.

Would you like to create another menu? Get started here. [ADD](#)

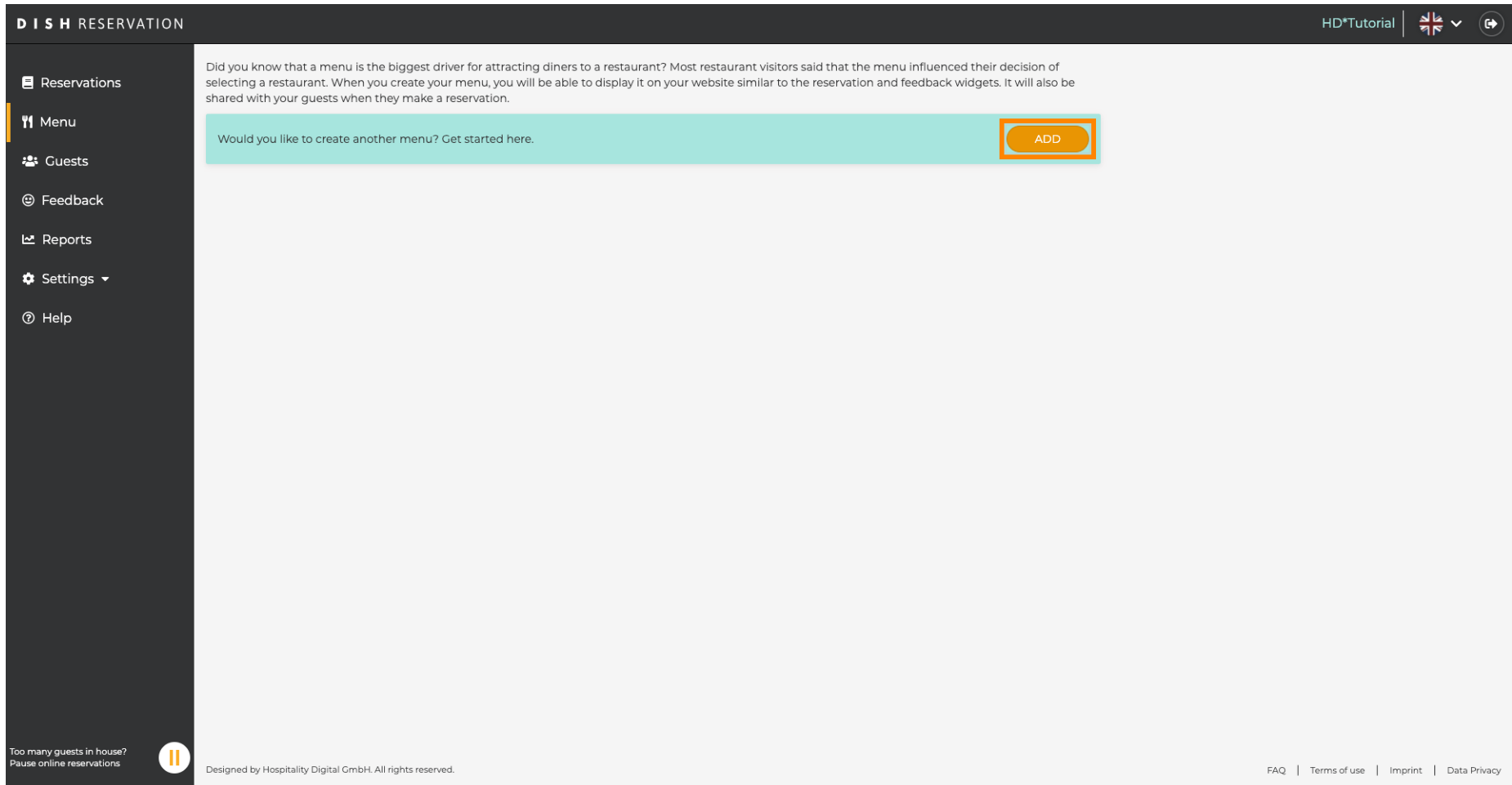
Too many guests in house?
Pause online reservations 

Designed by Hospitality Digital GmbH. All rights reserved.

[FAQ](#) | [Terms of use](#) | [Imprint](#) | [Data Privacy](#)





Fare clic su **Aggiungi** per aggiungere un nuovo menu.



The screenshot displays the DISH RESERVATION admin interface. On the left is a dark sidebar with navigation links: Reservations, Menu (highlighted with an orange bar), Guests, Feedback, Reports, Settings, and Help. The main content area has a dark header with 'DISH RESERVATION' on the left and 'HD*Tutorial', a language selector (UK flag), and a user icon on the right. Below the header, a light blue informational box contains text about the importance of a menu and an orange 'ADD' button. At the bottom left, a status message reads 'Too many guests in house? Pause online reservations' next to a pause icon. The bottom right corner contains copyright information and links for FAQ, Terms of use, Imprint, and Data Privacy.

DISH RESERVATION

HD*Tutorial |  | 

Reservations

Menu

Guests

Feedback

Reports

Settings ▾

Help

Did you know that a menu is the biggest driver for attracting diners to a restaurant? Most restaurant visitors said that the menu influenced their decision of selecting a restaurant. When you create your menu, you will be able to display it on your website similar to the reservation and feedback widgets. It will also be shared with your guests when they make a reservation.

Would you like to create another menu? Get started here.

ADD

Too many guests in house?
Pause online reservations

Designed by Hospitality Digital GmbH. All rights reserved.

FAQ | Terms of use | Imprint | Data Privacy

Fare clic su **Menu fisso** per aggiungerlo e assegnargli un **titolo**.

DISH RESERVATION
HD*Tutorial

Reservations
Menu
Guests
Feedback
Reports
Settings
Help

Step 1: Choose Menu Type
Does your menu change often? You could decide to have a permanent menu, a daily menu or a limited time menu. The choice is all yours!

Fixed Menu
☒

Your menu is fixed for now and is not changing daily.

Daily Menu
☐

You have a different menu depending on the day of the week.

Select day(s)

Time Menu
☐

You have a different menu for breakfast, lunch, and dinner.

Select time

Special Menu
☐

You have a special / season menu for a limited time period.

Wed, 25/03/2020 - Wed, 25/C

Give it a title:

Business Lunch

Step 2: Define categories
Does your menu have different categories like Appetizers, Soft drinks, Cocktails, Main Course? If yes, list them below.

Would you like to add more categories?

ADD

☐ My Menu doesn't have categories!

Too many guests in house?
Pause online reservations

Designed by Hospitality Digital GmbH. All rights reserved.

FAQ | Terms of use | Imprint | Data Privacy



In **Definisci categorie** è possibile aggiungere più categorie al nuovo menu. Nota: se il menu non appartiene a una categoria clicca su "Il mio menu non ha categorie!"

DISH RESERVATION

Reservations

Menu

Guests

Feedback

Reports

Settings

Help

Too many guests in house?
Pause online reservations

Your menu is fixed for now and is not changing daily.

You have a different menu depending on the day of the week.

Select day(s)

You have a different menu for breakfast, lunch, and dinner.

Select time

You have a special / season menu for a limited time period.

Wed, 25/03/2020 - Wed, 25/C

Give it a title:

Business Lunch

Step 2: Define categories

Does your menu have different categories like Appetizers, Soft drinks, Cocktails, Main Course? If yes, list them below.

Medium

Big

Would you like to add more categories?

ADD

☐ My Menu doesn't have categories!

Step 3: Add dishes

Great job, rockstar! We are almost there. One final step and you will be ready to go. Add the dishes inside the categories (if defined) and a description or quantity if you have one. List the price and you are good to go!

You can re-order the categories and dishes as you please.

Medium

Dish name

Dish description

Select Diet

Quantity

Price



Sotto **Aggiungi piatti** aggiungi piatti al nuovo menu. Inserisci le seguenti informazioni: nome del piatto, descrizione del piatto, dieta, quantità e prezzo.

ISH RESERVATION

[Reservations](#)
[Menu](#)
[Guests](#)
[Feedback](#)
[Reports](#)
[Settings](#)
[Help](#)

Too many guests in house?
Pause online reservations

quantity if you have one. List the price and you are good to go!
You can re-order the categories and dishes as you please.

Medium

Spaghetti Bolognese

Spaghetti with Bolognese

Select Diet

1

10,80

Salad

Salad with raddish

Vegan, Vegetarian

1

6,20

Would you like to add more dishes?

ADD

Big

Spaghetti Bolognese

Spaghetti with Bolognese

Select Diet

2

16,90

Salad

Salad with raddish

Vegan, Vegetarian

2

9,80

Would you like to add more dishes?

ADD

SAVE

[FAQ](#)
[Terms of use](#)
[Imprint](#)
[Data Privacy](#)

© 2020 - 2022 Hospitality Digital GmbH

5 of 7




Questo è tutto. Hai fatto. Fare clic su **salva**.



ISH RESERVATION

[Reservations](#)
[Menu](#)
[Guests](#)
[Feedback](#)
[Reports](#)
[Settings](#)
[Help](#)

Too many guests in house?
Pause online reservations



HD*Tutorial

quantity if you have one. List the price and you are good to go!
You can re-order the categories and dishes as you please.

Medium




Spaghetti Bolognese

Spaghetti with Bolognese

Select Diet

1

10,80




Salad

Salad with raddish

Vegan, Vegetarian

1

6,20

Would you like to add more dishes?

ADD

Big




Spaghetti Bolognese

Spaghetti with Bolognese

Select Diet

2

16,90




Salad

Salad with raddish

Vegan, Vegetarian

2

9,80

Would you like to add more dishes?

ADD

SAVE

Designed by Hospitality Digital GmbH. All rights reserved.

[FAQ](#) |
 [Terms of use](#) |
 [Imprint](#) |
 [Data Privacy](#)

© 2020 - 2022 Hospitality Digital GmbH

6 of 7



Il nuovo **menu** verrà ora visualizzato nella **dashboard** . Nota: i menu possono essere impostati attivi o inattivi , il che comporta la loro visualizzazione per l'ospite o meno.

DISH RESERVATION
HD*Tutorial

Reservations
Menu
Guests
Feedback
Reports
Settings
Help

Did you know that a menu is the biggest driver for attracting diners to a restaurant? Most restaurant visitors said that the menu influenced their decision of selecting a restaurant. When you create your menu, you will be able to display it on your website similar to the reservation and feedback widgets. It will also be shared with your guests when they make a reservation.

Would you like to create another menu? Get started here. [ADD](#)

FIXED MENU

Business Lunch

Medium

Spaghetti Bolognese

1

€10.80

Salad

1

€6.20

Big

Spaghetti Bolognese

2

€16.90

Salad

2

€9.80

This menu is currently active

Too many guests in house?
Pause online reservations

Designed by Hospitality Digital GmbH. All rights reserved.

[FAQ](#) |
[Terms of use](#) |
[Imprint](#) |
[Data Privacy](#)