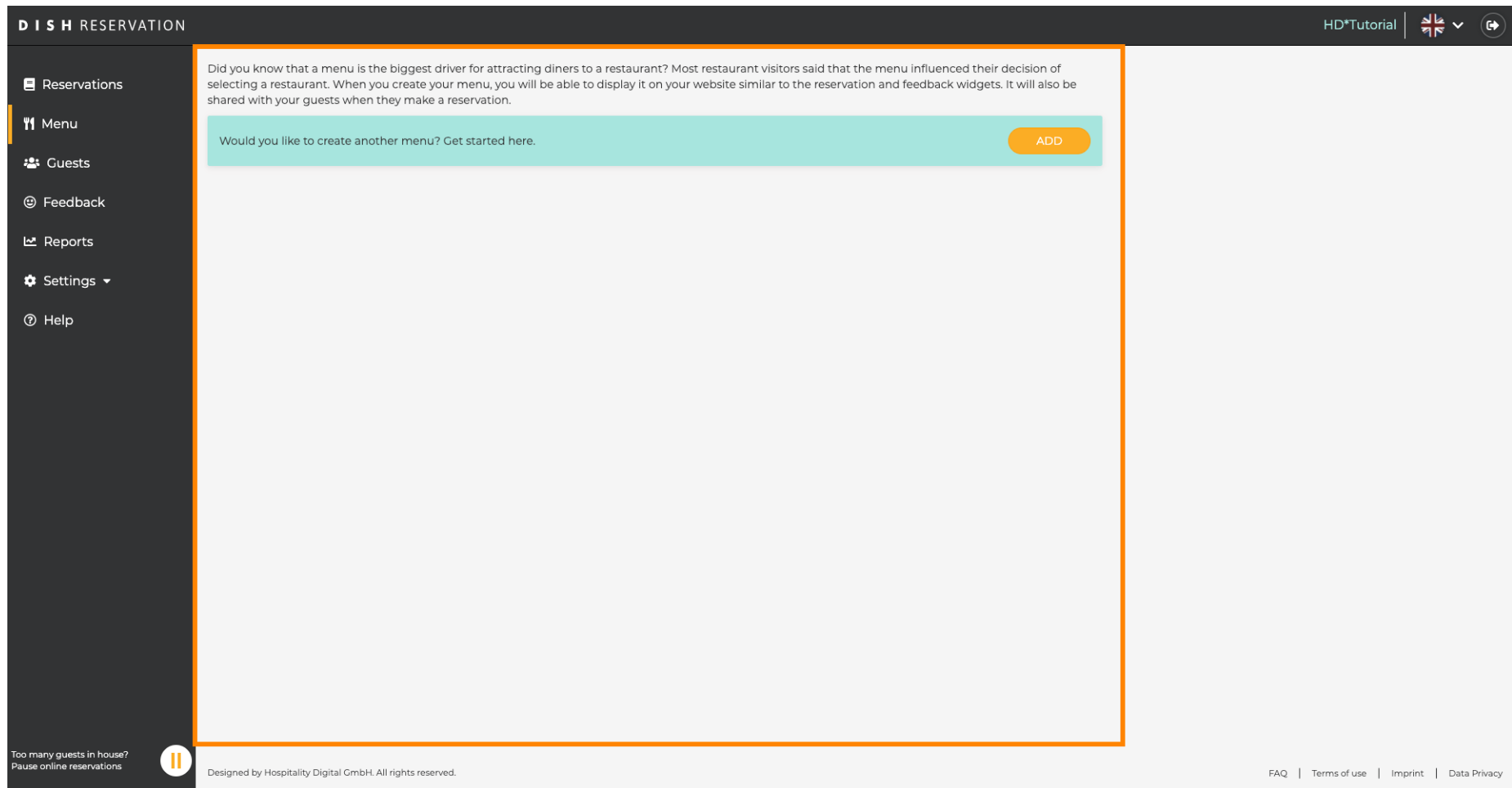



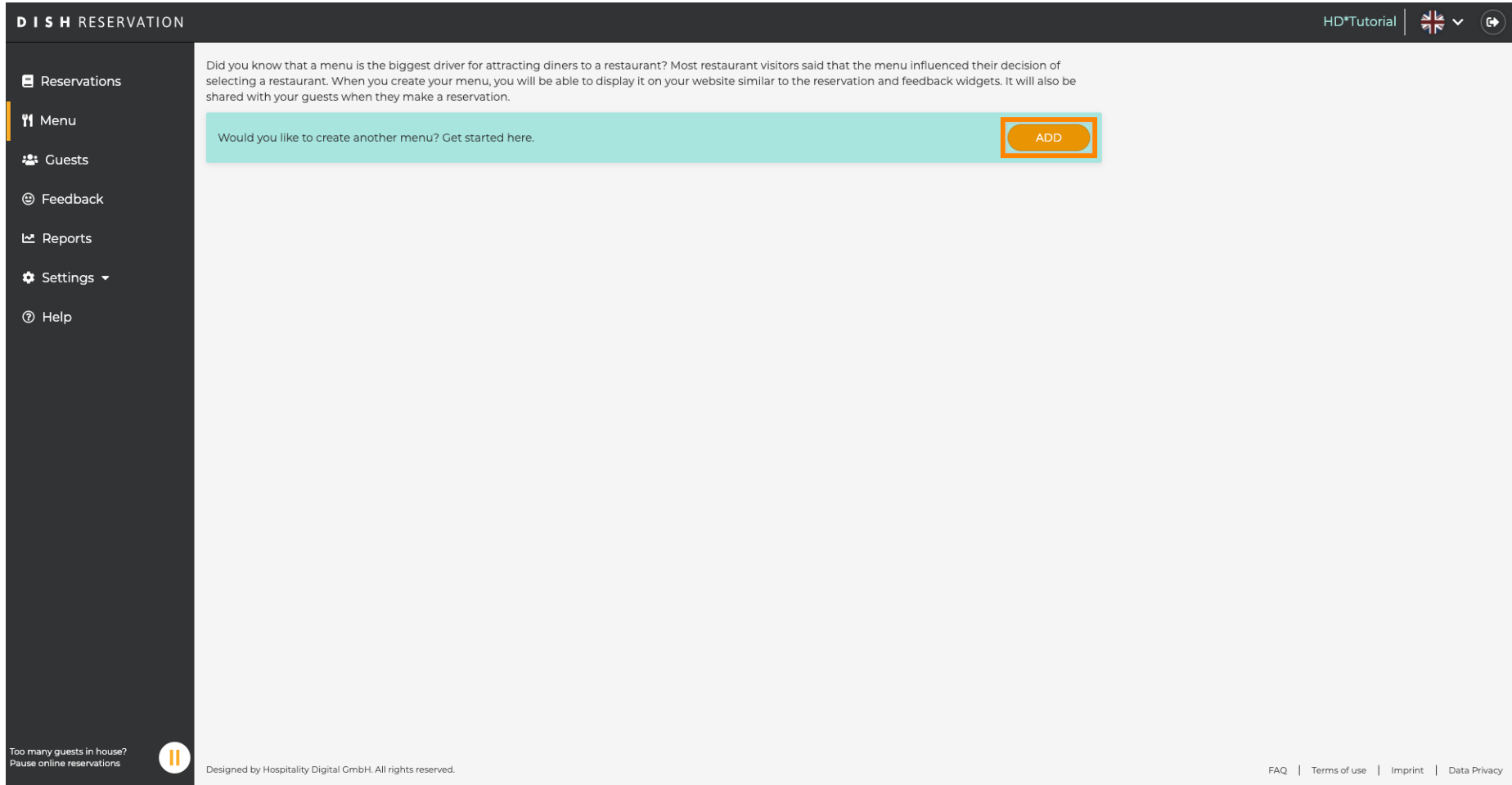


U bevindt zich nu in het **beheerdersdashboard** onder de sectie **Menu**. Hier kunt u bestaande menu's maken en bewerken.



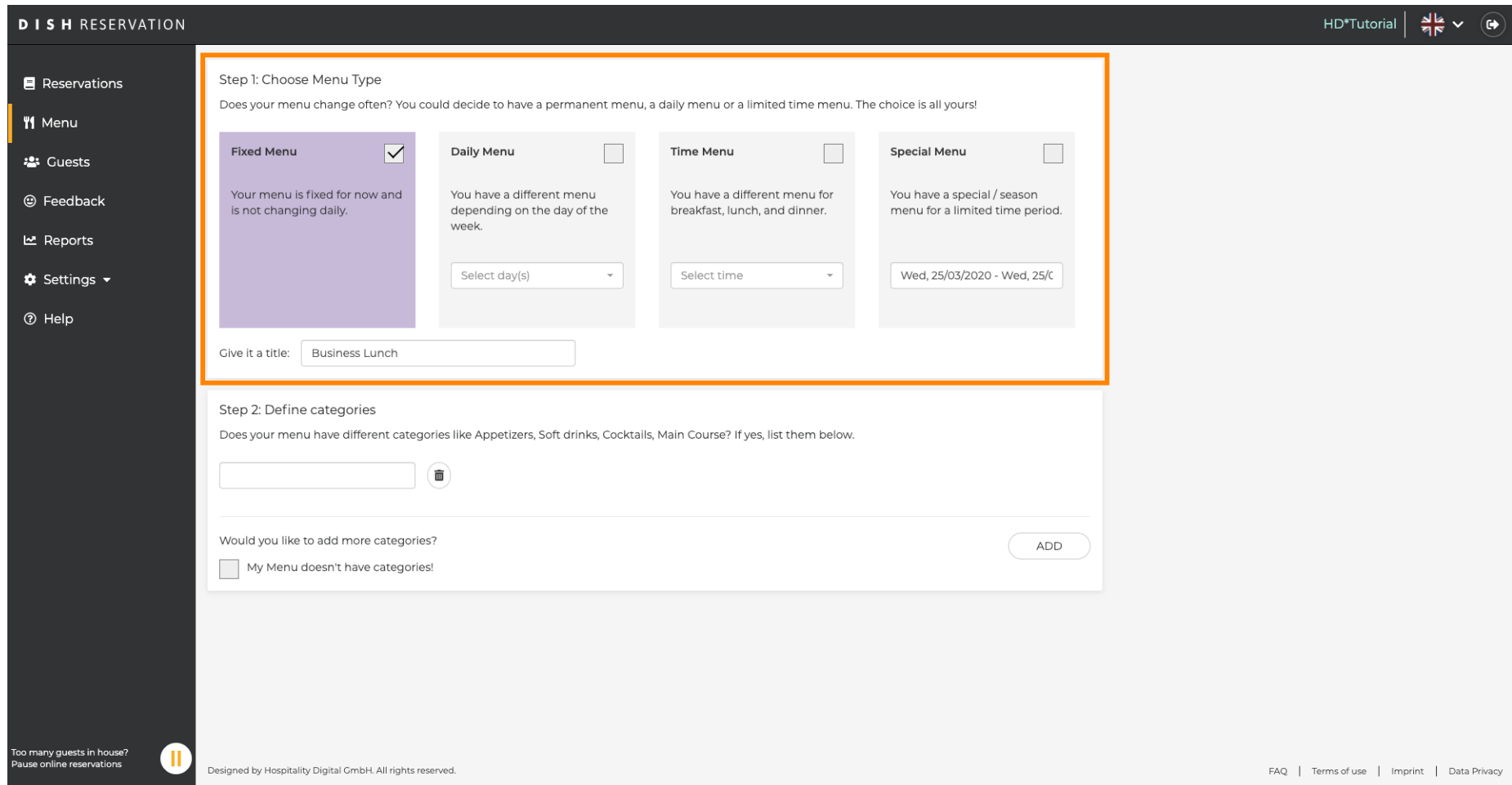
The screenshot shows the 'DISH RESERVATION' admin dashboard. The top navigation bar includes the logo, 'HD*Tutorial', a language selector (UK flag), and a refresh icon. The left sidebar contains menu items: Reservations, Menu (highlighted), Guests, Feedback, Reports, Settings, and Help. The main content area features an informational text block about the importance of menus, followed by a teal call-to-action bar with the text 'Would you like to create another menu? Get started here.' and an orange 'ADD' button. At the bottom left, there is a notification: 'Too many guests in house? Pause online reservations'. The footer contains the text 'Designed by Hospitality Digital GmbH. All rights reserved.' and a list of links: 'FAQ | Terms of use | Imprint | Data Privacy'.



 Klik op **toevoegen** om een nieuw menu toe te voegen.










The screenshot displays the DISH Reservation Admin Panel. The top navigation bar includes the text "DISH RESERVATION" on the left, "HD*Tutorial" on the right, and a language selector (UK flag) and a refresh icon. The left sidebar contains a menu with the following items: Reservations, Menu (highlighted with an orange bar), Guests, Feedback, Reports, Settings (with a dropdown arrow), and Help. The main content area features a teal informational banner with the text: "Did you know that a menu is the biggest driver for attracting diners to a restaurant? Most restaurant visitors said that the menu influenced their decision of selecting a restaurant. When you create your menu, you will be able to display it on your website similar to the reservation and feedback widgets. It will also be shared with your guests when they make a reservation." Below this banner is a light blue call-to-action bar that reads "Would you like to create another menu? Get started here." with an orange "ADD" button. At the bottom left, there is a notification: "Too many guests in house? Pause online reservations" with a pause icon. At the bottom right, there are links for "FAQ", "Terms of use", "Imprint", and "Data Privacy". The footer text reads "Designed by Hospitality Digital GmbH. All rights reserved."

Klik op **Vast menu** om het toe te voegen en geef het een **titel**.



DISH RESERVATION HD*Tutorial  


-  Reservations
-  Menu**
-  Guests
-  Feedback
-  Reports
-  Settings ▾
-  Help

Step 1: Choose Menu Type
Does your menu change often? You could decide to have a permanent menu, a daily menu or a limited time menu. The choice is all yours!

<p>Fixed Menu <input checked="" type="checkbox"/></p> <p>Your menu is fixed for now and is not changing daily.</p>	<p>Daily Menu <input type="checkbox"/></p> <p>You have a different menu depending on the day of the week.</p> <p>Select day(s) ▾</p>	<p>Time Menu <input type="checkbox"/></p> <p>You have a different menu for breakfast, lunch, and dinner.</p> <p>Select time ▾</p>	<p>Special Menu <input type="checkbox"/></p> <p>You have a special / season menu for a limited time period.</p> <p>Wed, 25/03/2020 - Wed, 25/3</p>
---	---	--	---


Give it a title:

Step 2: Define categories
Does your menu have different categories like Appetizers, Soft drinks, Cocktails, Main Course? If yes, list them below.



Would you like to add more categories? ADD

My Menu doesn't have categories!

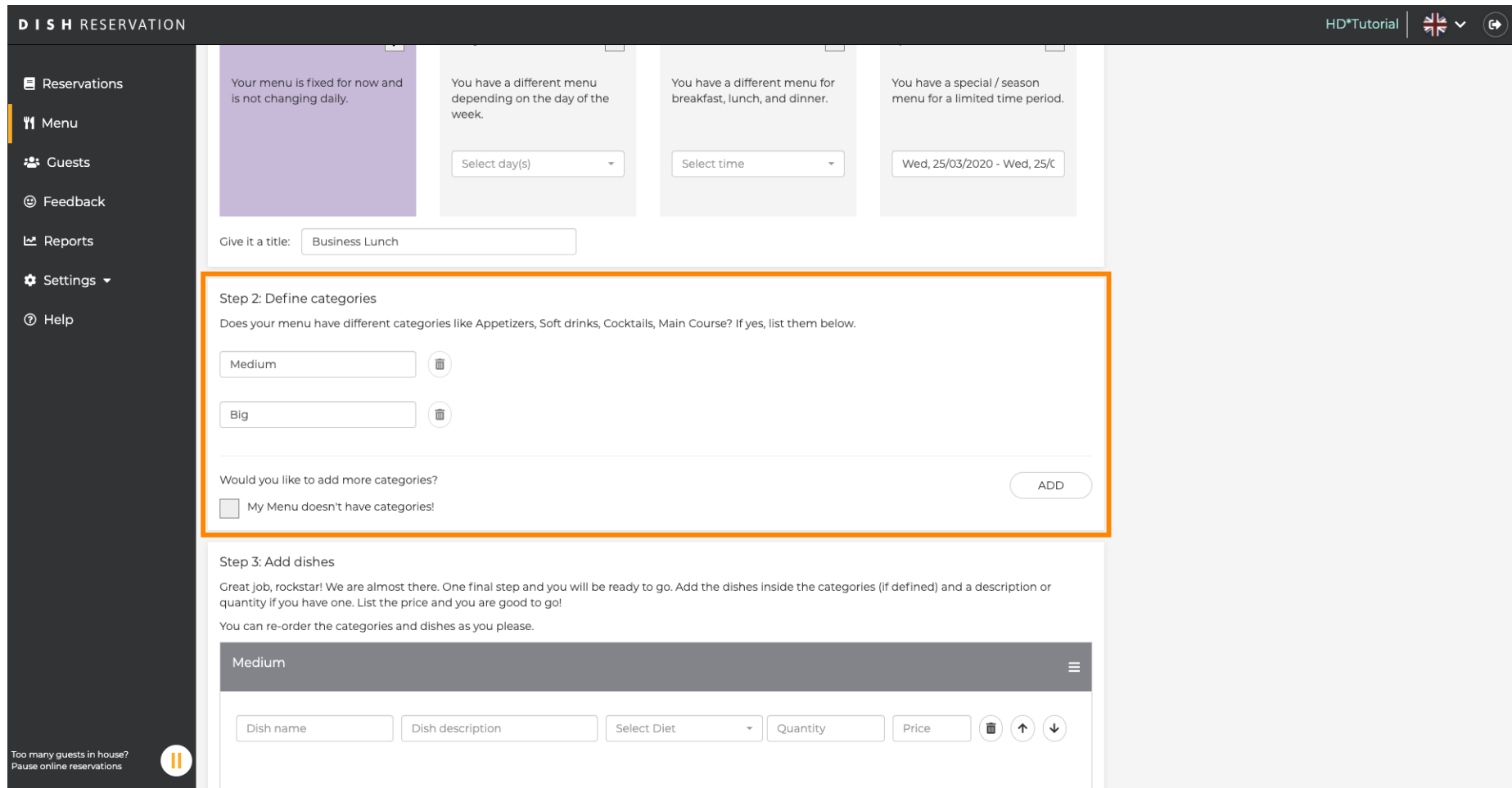
Too many guests in house?
Pause online reservations 

Designed by Hospitality Digital GmbH. All rights reserved.

[FAQ](#) | [Terms of use](#) | [Imprint](#) | [Data Privacy](#)



Onder **Categorieën definiëren** kunnen meerdere categorieën worden toegevoegd aan het nieuwe menu. Opmerking: Als het menu niet tot een categorie behoort, klikt u op "Mijn menu heeft geen categorieën!"



DISH RESERVATION HD*Tutorial

- Reservations
- Menu**
- Guests
- Feedback
- Reports
- Settings
- Help

Your menu is fixed for now and is not changing daily.

You have a different menu depending on the day of the week.

Select day(s)

You have a different menu for breakfast, lunch, and dinner.

Select time

You have a special / season menu for a limited time period.

Wed, 25/03/2020 - Wed, 25/3

Give it a title: Business Lunch

Step 2: Define categories

Does your menu have different categories like Appetizers, Soft drinks, Cocktails, Main Course? If yes, list them below.

Medium

Big

Would you like to add more categories?

My Menu doesn't have categories! **ADD**

Step 3: Add dishes

Great job, rockstar! We are almost there. One final step and you will be ready to go. Add the dishes inside the categories (if defined) and a description or quantity if you have one. List the price and you are good to go!

You can re-order the categories and dishes as you please.

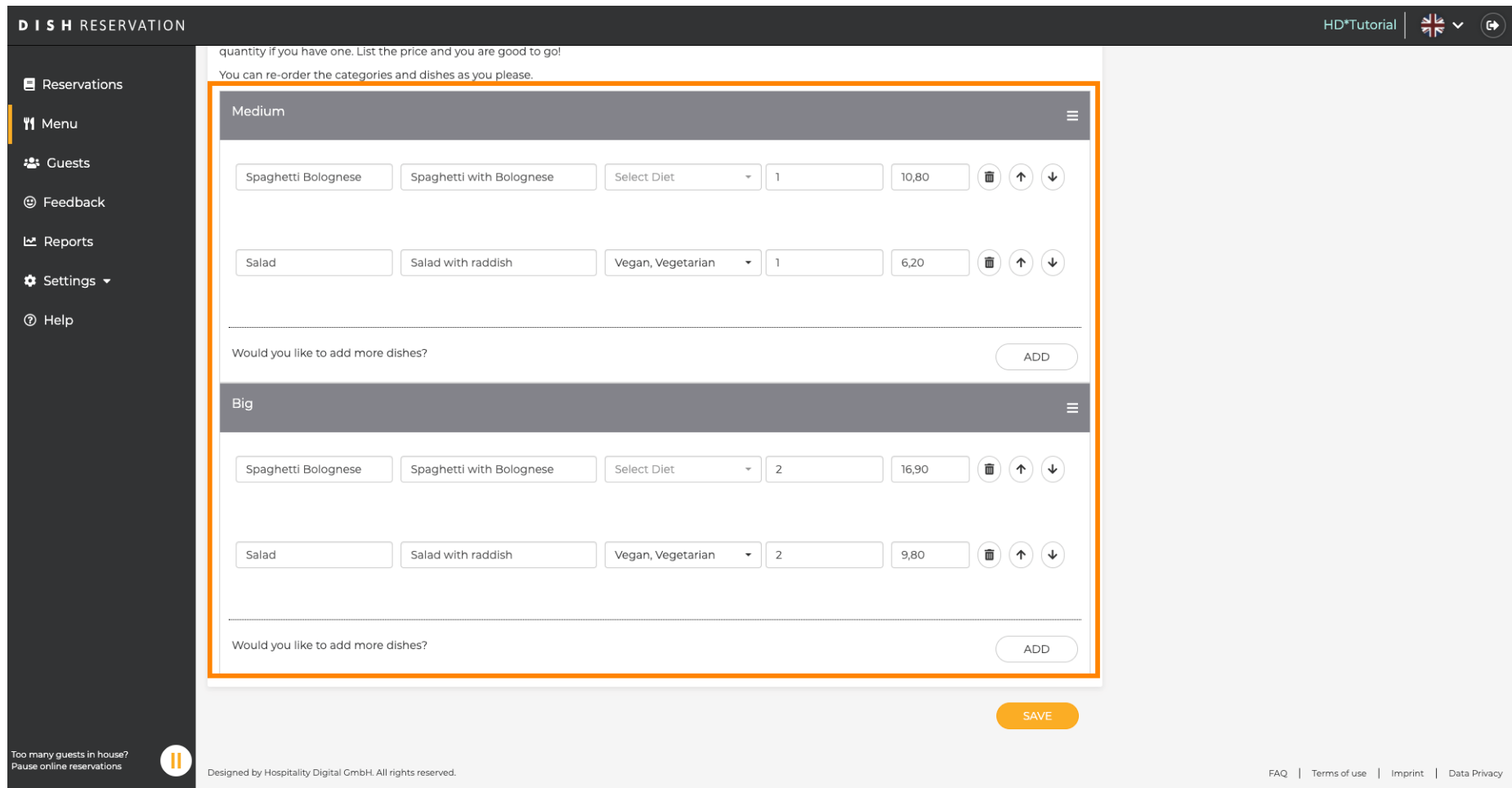
Medium

Dish name	Dish description	Select Diet	Quantity	Price		

Too many guests in house? Pause online reservations



Onder **Gerechten toevoegen** voeg je gerechten toe aan de nieuwe menukaart. Vul de volgende gegevens in: naam gerecht, omschrijving gerecht, dieet, hoeveelheid e prijs.



quantity if you have one. List the price and you are good to go!
You can re-order the categories and dishes as you please.

Medium

Spaghetti Bolognese	Spaghetti with Bolognese	Select Diet	1	10,80	🗑️	⬆️	⬆️
Salad	Salad with raddish	Vegan, Vegetarian	1	6,20	🗑️	⬆️	⬆️

Would you like to add more dishes? [ADD](#)

Big

Spaghetti Bolognese	Spaghetti with Bolognese	Select Diet	2	16,90	🗑️	⬆️	⬆️
Salad	Salad with raddish	Vegan, Vegetarian	2	9,80	🗑️	⬆️	⬆️

Would you like to add more dishes? [ADD](#)

[SAVE](#)

Too many guests in house? Pause online reservations

Designed by Hospitality Digital GmbH. All rights reserved.

FAQ | Terms of use | Imprint | Data Privacy

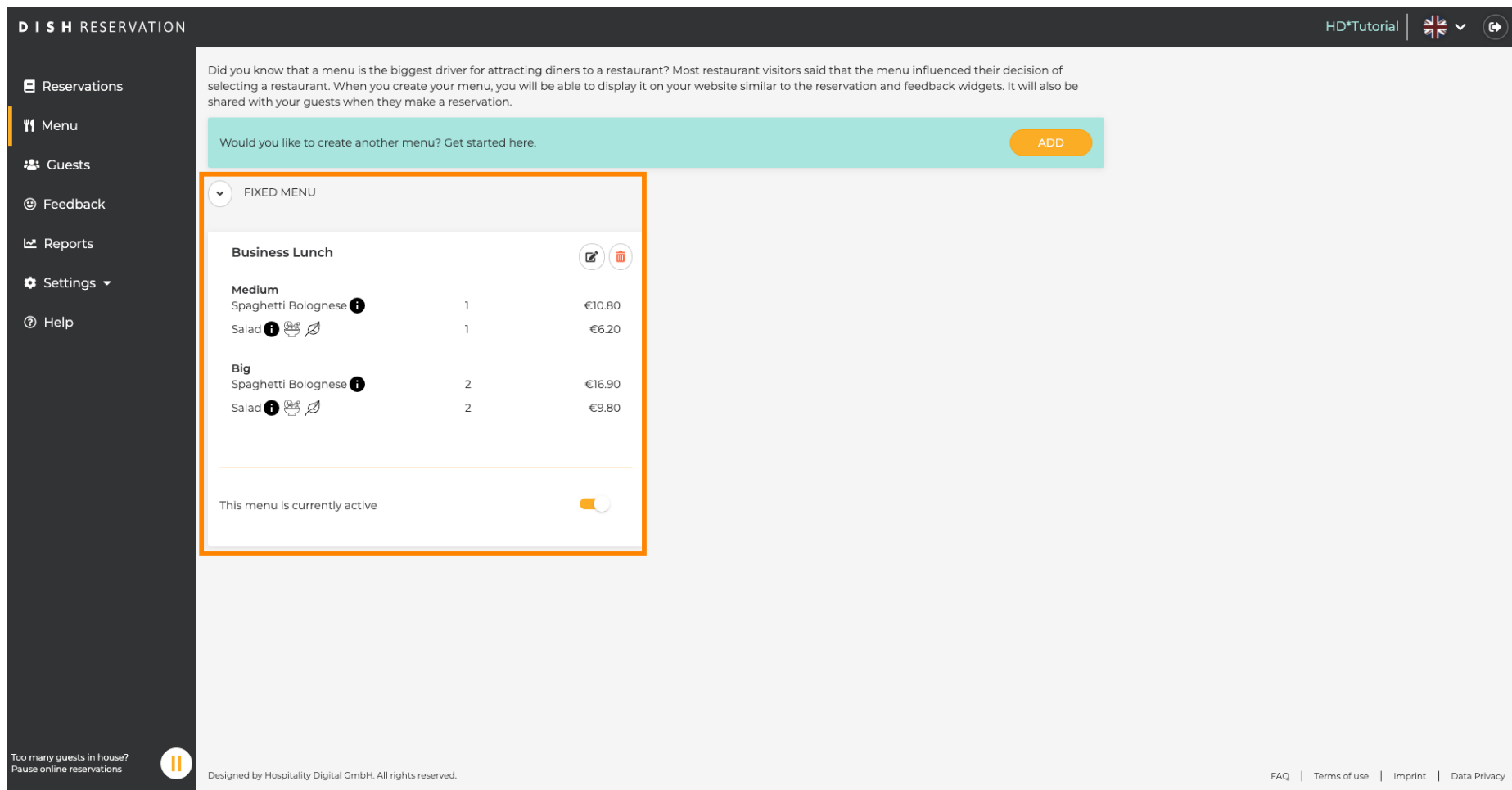




Dat is het. Je bent klaar. Klik op **opslaan**.

The screenshot shows the DISH RESERVATION management interface. On the left is a dark sidebar with navigation options: Reservations, Menu, Guests, Feedback, Reports, Settings, and Help. The main content area is titled "DISH RESERVATION" and includes a user profile "HD*Tutorial" with a language selector and a refresh icon. Below the header, there are instructions: "quantity if you have one. List the price and you are good to go!" and "You can re-order the categories and dishes as you please." The interface is divided into two sections: "Medium" and "Big". Each section contains a table of menu items with columns for the dish name, a "Select Diet" dropdown, a quantity input field, and a price field. Each row also has delete, up, and down arrow icons. In the "Medium" section, the first row is "Spaghetti Bolognese" with a price of 10,80 and quantity 1. The second row is "Salad" with a price of 6,20 and quantity 1. In the "Big" section, the first row is "Spaghetti Bolognese" with a price of 16,90 and quantity 2. The second row is "Salad" with a price of 9,80 and quantity 2. Below each table is a question "Would you like to add more dishes?" with an "ADD" button. At the bottom right of the main content area is a large orange "SAVE" button. The footer contains a notification "Too many guests in house? Pause online reservations" with a pause icon, the text "Designed by Hospitality Digital GmbH. All rights reserved.", and links for "FAQ | Terms of use | Imprint | Data Privacy".



Het nieuwe **menu** wordt nu weergegeven op het **dashboard**. Opmerking: de menu's kunnen actief of inactief worden ingesteld, wat resulteert in het al dan niet weergegeven voor de gast.



DISH RESERVATION HD*Tutorial |  | 

Reservations

Menu

Guests

Feedback

Reports



Settings ▾









Help

Did you know that a menu is the biggest driver for attracting diners to a restaurant? Most restaurant visitors said that the menu influenced their decision of selecting a restaurant. When you create your menu, you will be able to display it on your website similar to the reservation and feedback widgets. It will also be shared with your guests when they make a reservation.


Would you like to create another menu? Get started here. [ADD](#)

FIXED MENU

Business Lunch  

Item	Quantity	Price
Medium		
Spaghetti Bolognese 	1	€10.80
Salad   	1	€6.20
Big		
Spaghetti Bolognese 	2	€16.90
Salad   	2	€9.80

This menu is currently active

Too many guests in house? Pause online reservations 

Designed by Hospitality Digital GmbH. All rights reserved.

[FAQ](#) | [Terms of use](#) | [Imprint](#) | [Data Privacy](#)