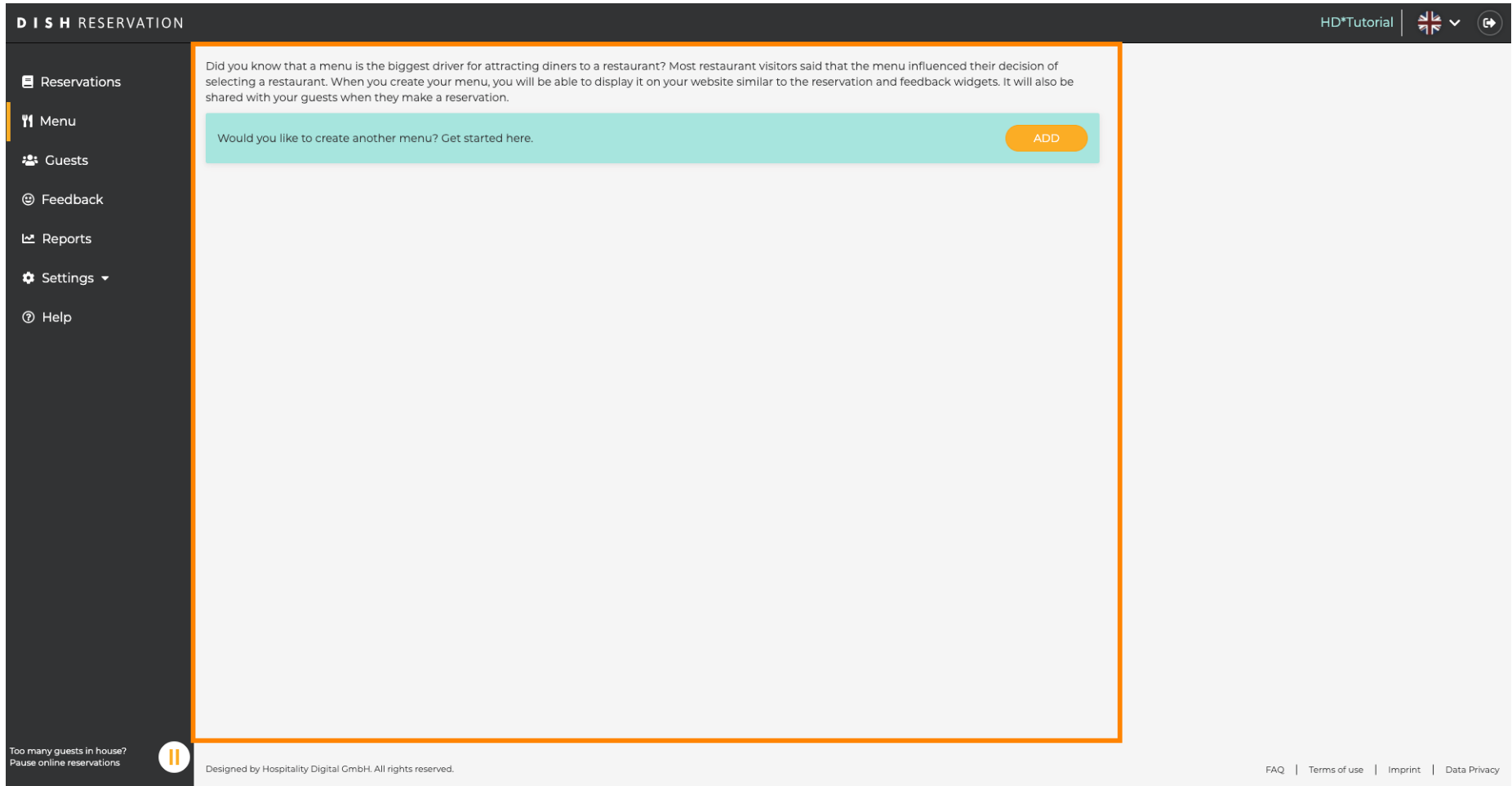






Artık **Menü** bölümünün altındaki **Yönetici Panelindesiniz** . Burada mevcut menüleri oluşturabilir ve düzenleyebilirsiniz.



The screenshot displays the DISH Reservation Manager interface. The top navigation bar includes the DISH RESERVATION logo on the left and the user profile 'HD*Tutorial' with a language selector (UK flag) and a refresh icon on the right. The left sidebar contains a menu with the following items: Reservations, Menu (highlighted), Guests, Feedback, Reports, Settings (with a dropdown arrow), and Help. The main content area is titled 'Menu' and features a teal banner with the text 'Would you like to create another menu? Get started here.' and an orange 'ADD' button. Below the banner, there is a large empty space for the menu items. At the bottom left, there is a notification: 'Too many guests in house? Pause online reservations' with a pause icon. At the bottom right, there is a footer with the text 'Designed by Hospitality Digital GmbH. All rights reserved.' and a link to 'FAQ | Terms of use | Imprint | Data Privacy'.




Yeni bir menü **eklemek** için ekle'ye tıklayın .

DISH RESERVATION HD*Tutorial  

- Reservations
- Menu**
- Guests
- Feedback
- Reports
- Settings
- Help



Did you know that a menu is the biggest driver for attracting diners to a restaurant? Most restaurant visitors said that the menu influenced their decision of selecting a restaurant. When you create your menu, you will be able to display it on your website similar to the reservation and feedback widgets. It will also be shared with your guests when they make a reservation.

Would you like to create another menu? Get started here. [ADD](#)

Too many guests in house?
Pause online reservations 

Designed by Hospitality Digital GmbH. All rights reserved. [FAQ](#) | [Terms of use](#) | [Imprint](#) | [Data Privacy](#)

 Ekleme ve bir başlık vermek için Sabit Menü'ye tıklayın .

DISH RESERVATION HD*Tutorial  


- Reservations
- Menu**
- Guests
- Feedback
- Reports
- Settings
- Help

Step 1: Choose Menu Type
Does your menu change often? You could decide to have a permanent menu, a daily menu or a limited time menu. The choice is all yours!

Fixed Menu <input checked="" type="checkbox"/> Your menu is fixed for now and is not changing daily.	Daily Menu <input type="checkbox"/> You have a different menu depending on the day of the week. Select day(s)	Time Menu <input type="checkbox"/> You have a different menu for breakfast, lunch, and dinner. Select time	Special Menu <input type="checkbox"/> You have a special / season menu for a limited time period. Wed, 25/03/2020 - Wed, 25/4
--	--	---	--


Give it a title: Business Lunch

Step 2: Define categories
Does your menu have different categories like Appetizers, Soft drinks, Cocktails, Main Course? If yes, list them below.



Would you like to add more categories?

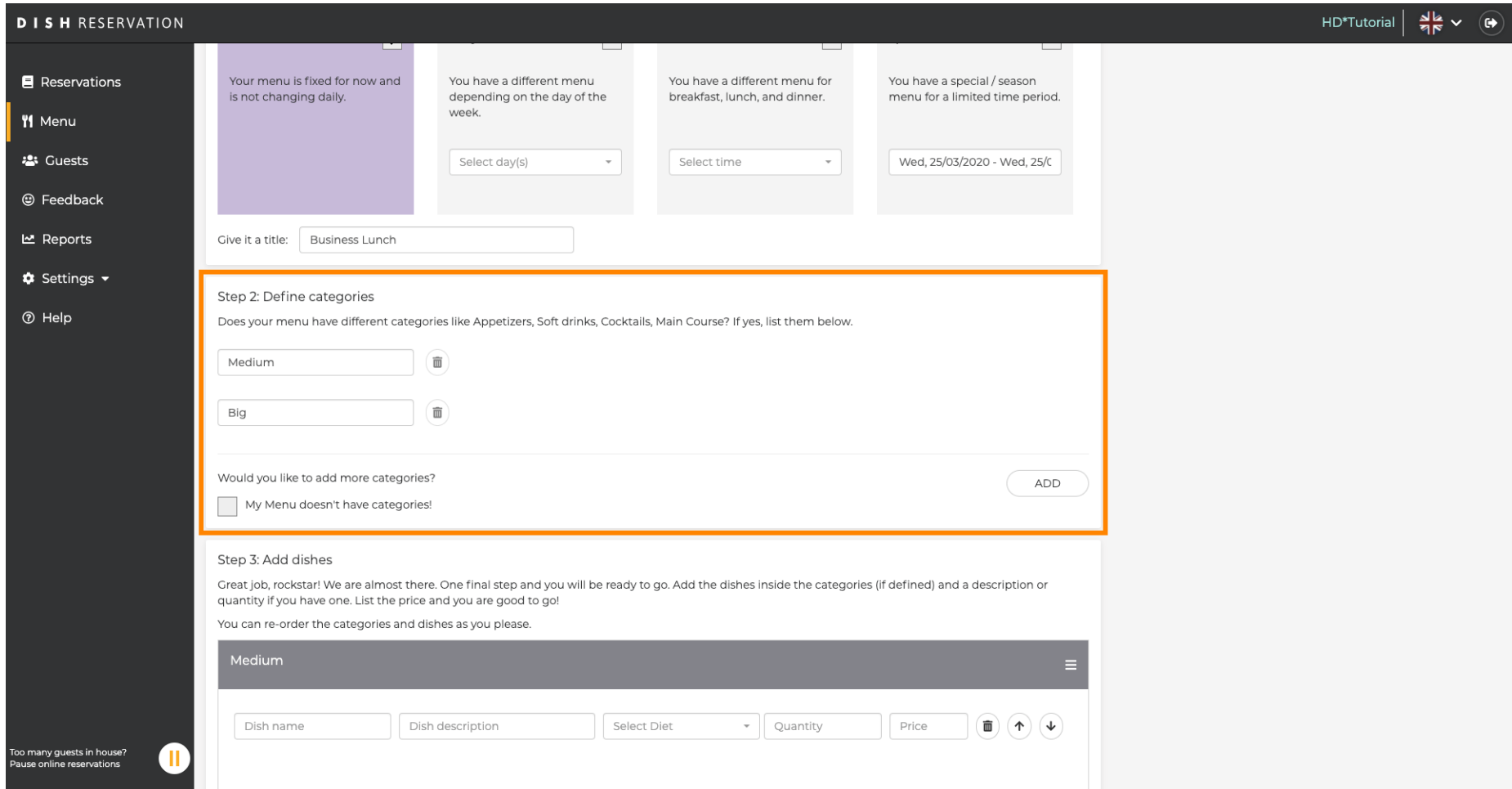
My Menu doesn't have categories!

Too many guests in house?  Pause online reservations

Designed by Hospitality Digital GmbH. All rights reserved. [FAQ](#) | [Terms of use](#) | [Imprint](#) | [Data Privacy](#)



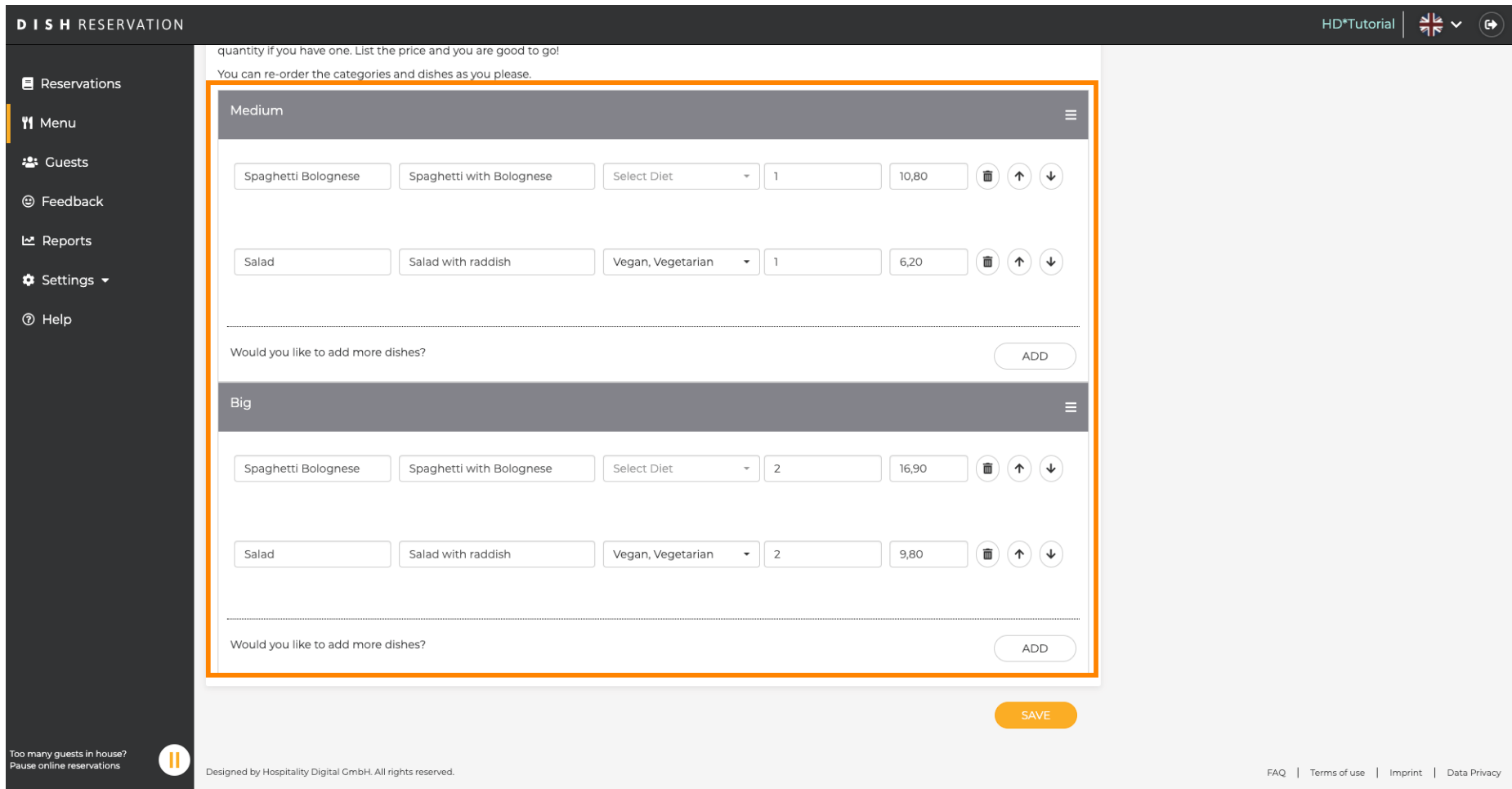
Kategorileri Tanımla altında , yeni menüye birden çok kategori eklenebilir. Not: Menü bir kategoriye ait değilse, "Menümde kategori yok!" seçeneğine tıklayın.



The screenshot shows the DISH Reservation Manager interface. The left sidebar contains navigation options: Reservations, Menu, Guests, Feedback, Reports, Settings, and Help. The main content area is titled 'DISH RESERVATION' and shows the 'Define categories' step for a menu item titled 'Business Lunch'. The interface is divided into three main sections: 'Step 2: Define categories', 'Step 3: Add dishes', and a table for adding dishes. The 'Step 2: Define categories' section is highlighted with an orange border and contains the following text: 'Does your menu have different categories like Appetizers, Soft drinks, Cocktails, Main Course? If yes, list them below.' Below this text are two input fields: 'Medium' and 'Big', each with a trash icon to its right. Below the input fields is a checkbox labeled 'My Menu doesn't have categories!' and an 'ADD' button. The 'Step 3: Add dishes' section contains the text: 'Great job, rockstar! We are almost there. One final step and you will be ready to go. Add the dishes inside the categories (if defined) and a description or quantity if you have one. List the price and you are good to go! You can re-order the categories and dishes as you please.' Below this text is a table with the following columns: 'Dish name', 'Dish description', 'Select Diet', 'Quantity', and 'Price'. The table is currently empty.



Yemek ekle altında , yeni menüye yemekler eklersiniz. Şu bilgileri girin: yemek adı, yemek tanımı, diyet, miktar ve fiyat.



quantity if you have one. List the price and you are good to go!
You can re-order the categories and dishes as you please.

Medium

Spaghetti Bolognese	Spaghetti with Bolognese	Select Diet	1	10,80	🗑️	⬆️	⬇️
Salad	Salad with raddish	Vegan, Vegetarian	1	6,20	🗑️	⬆️	⬇️

Would you like to add more dishes? [ADD](#)

Big

Spaghetti Bolognese	Spaghetti with Bolognese	Select Diet	2	16,90	🗑️	⬆️	⬇️
Salad	Salad with raddish	Vegan, Vegetarian	2	9,80	🗑️	⬆️	⬇️

Would you like to add more dishes? [ADD](#)

[SAVE](#)

Too many guests in house?
Pause online reservations

Designed by Hospitality Digital GmbH. All rights reserved.

FAQ | Terms of use | Imprint | Data Privacy



Bu kadar. Bitirdiniz. **Kaydet'e** tıklayın .

DISH RESERVATION HD*Tutorial 🇬🇧 🏠

- Reservations
- Menu**
- Guests
- Feedback
- Reports
- Settings
- Help

quantity if you have one. List the price and you are good to go!
You can re-order the categories and dishes as you please.

Medium

Spaghetti Bolognese	Spaghetti with Bolognese	Select Diet	1	10,80	🗑️	⬆️	⬇️
Salad	Salad with raddish	Vegan, Vegetarian	1	6,20	🗑️	⬆️	⬇️

Would you like to add more dishes? ADD

Big

Spaghetti Bolognese	Spaghetti with Bolognese	Select Diet	2	16,90	🗑️	⬆️	⬇️
Salad	Salad with raddish	Vegan, Vegetarian	2	9,80	🗑️	⬆️	⬇️

Would you like to add more dishes? ADD

SAVE



Too many guests in house?
Pause online reservations ⏸️

Designed by Hospitality Digital GmbH. All rights reserved.

[FAQ](#) | [Terms of use](#) | [Imprint](#) | [Data Privacy](#)



Yeni **menü** şimdi **gösterge tablosunda** görüntülenecektir . Not: Menüler aktif veya pasif olarak ayarlanabilir , bu da konuk için görüntülenip görüntülenmemesiyle sonuçlanır.



DISH RESERVATION HD*Tutorial  

- Reservations
- Menu**
- Guests
- Feedback
- Reports
- Settings
- Help





Did you know that a menu is the biggest driver for attracting diners to a restaurant? Most restaurant visitors said that the menu influenced their decision of selecting a restaurant. When you create your menu, you will be able to display it on your website similar to the reservation and feedback widgets. It will also be shared with your guests when they make a reservation.

Would you like to create another menu? Get started here. [ADD](#)





FIXED MENU

Business Lunch  


Medium

Spaghetti Bolognese 	1	€10.80
Salad   	1	€6.20

Big

Spaghetti Bolognese 	2	€16.90
Salad   	2	€9.80

This menu is currently active

Too many guests in house?
Pause online reservations 

Designed by Hospitality Digital GmbH. All rights reserved. FAQ | Terms of use | Imprint | Data Privacy