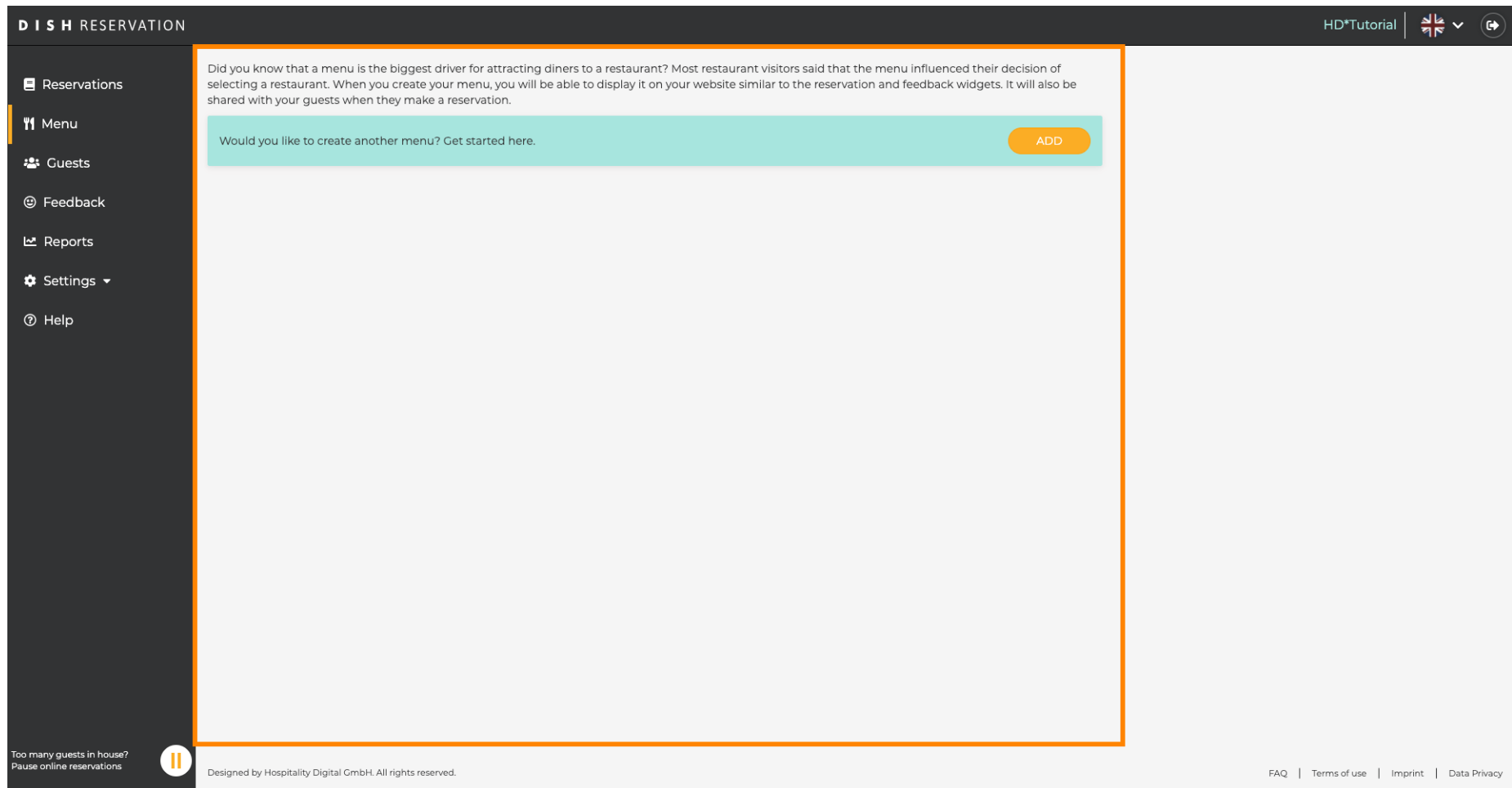






Тепер ви перебуваєте в панелі адміністратора в розділі « Меню ». Тут ви можете створювати та редагувати наявні меню.




DISH RESERVATION HD*Tutorial  

- Reservations
- Menu**
- Guests
- Feedback
- Reports
- Settings ▾
- Help

Did you know that a menu is the biggest driver for attracting diners to a restaurant? Most restaurant visitors said that the menu influenced their decision of selecting a restaurant. When you create your menu, you will be able to display it on your website similar to the reservation and feedback widgets. It will also be shared with your guests when they make a reservation.

Would you like to create another menu? Get started here. [ADD](#)

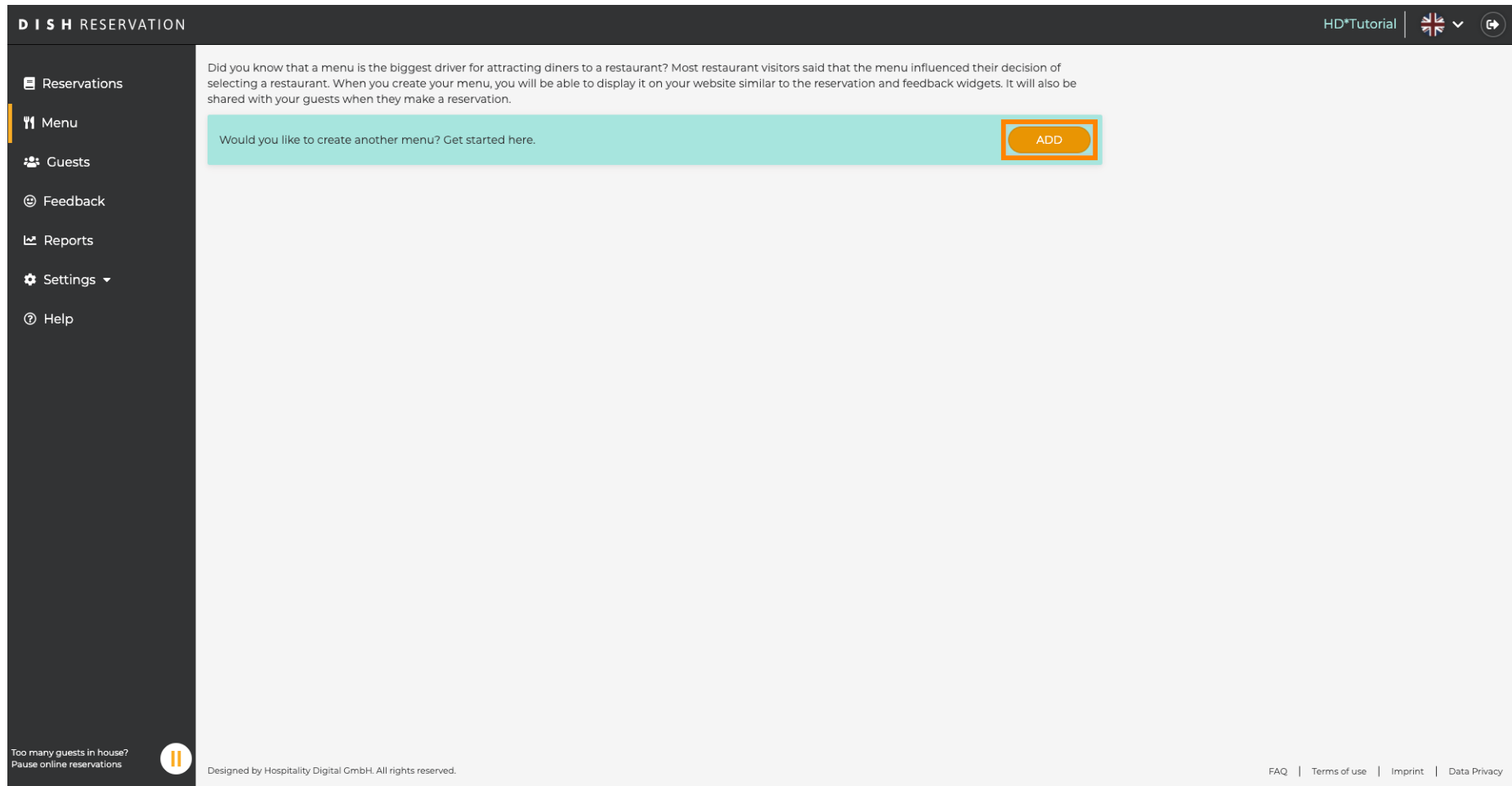
Too many guests in house?
Pause online reservations 

Designed by Hospitality Digital GmbH. All rights reserved.

[FAQ](#) | [Terms of use](#) | [Imprint](#) | [Data Privacy](#)



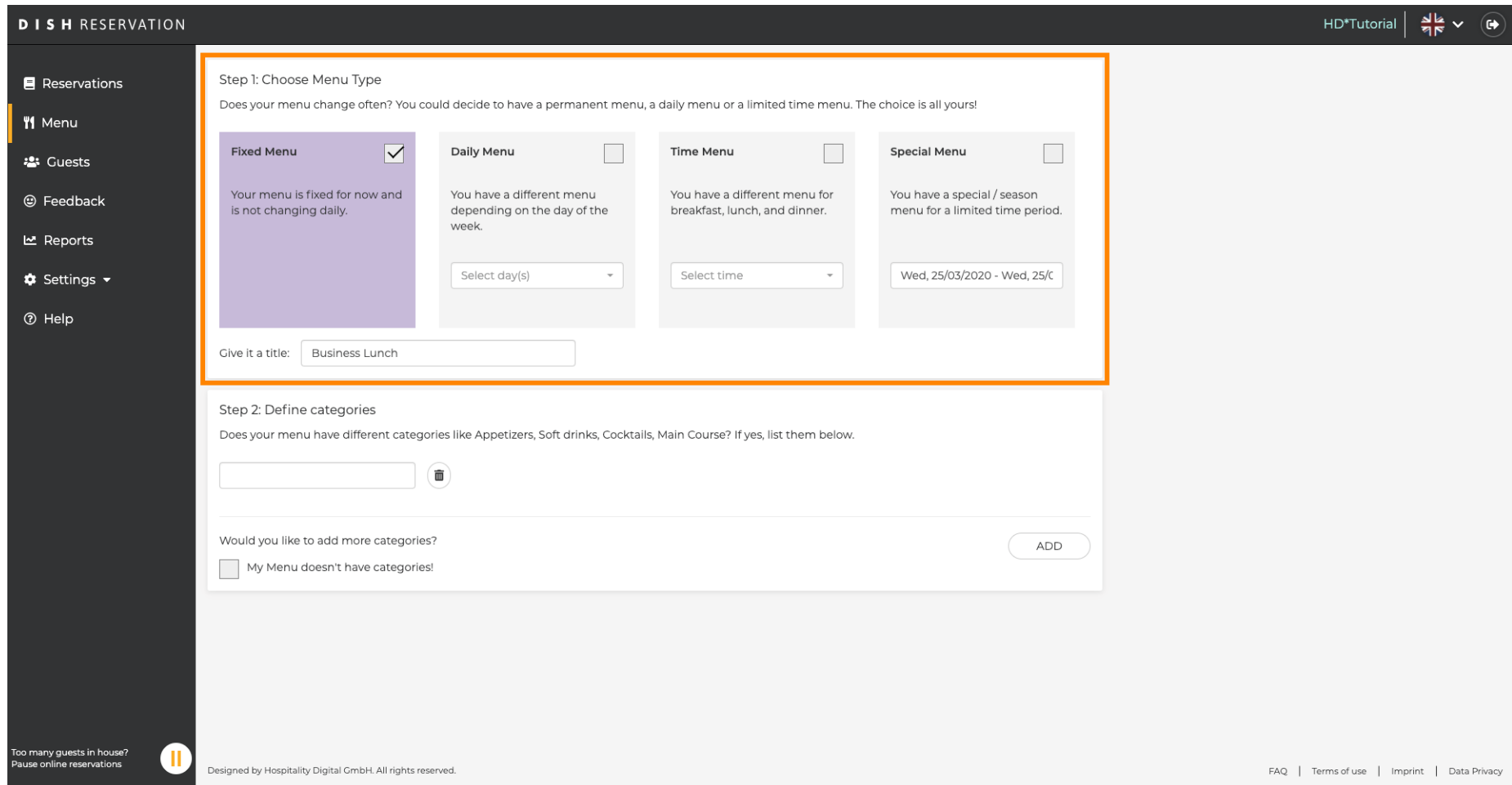
Натисніть « **Додати** », щоб додати нове меню.












The screenshot shows the DISH RESERVATION admin interface. On the left is a dark sidebar with navigation items: Reservations, Menu (highlighted), Guests, Feedback, Reports, Settings, and Help. The main content area has a header with 'DISH RESERVATION' and 'HD*Tutorial' with a language selector. Below the header is an informational text block: 'Did you know that a menu is the biggest driver for attracting diners to a restaurant? Most restaurant visitors said that the menu influenced their decision of selecting a restaurant. When you create your menu, you will be able to display it on your website similar to the reservation and feedback widgets. It will also be shared with your guests when they make a reservation.' Below this text is a light blue banner with the text 'Would you like to create another menu? Get started here.' and an orange 'ADD' button. At the bottom left of the main area, there is a notification: 'Too many guests in house? Pause online reservations' with a pause icon. At the bottom right, there are links for 'FAQ | Terms of use | Imprint | Data Privacy'. The footer of the page contains the copyright notice '© 2020 - 2022 Hospitality Digital GmbH' and the page number '2 of 7'.



Натисніть на **Виправлене меню** , щоб додати його та дати йому **назву** .



DISH RESERVATION HD*Tutorial |  | 


-  Reservations
-  Menu**
-  Guests
-  Feedback
-  Reports
-  Settings ▾
-  Help

Step 1: Choose Menu Type
Does your menu change often? You could decide to have a permanent menu, a daily menu or a limited time menu. The choice is all yours!

<p>Fixed Menu <input checked="" type="checkbox"/></p> <p>Your menu is fixed for now and is not changing daily.</p>	<p>Daily Menu <input type="checkbox"/></p> <p>You have a different menu depending on the day of the week.</p> <p>Select day(s) ▾</p>	<p>Time Menu <input type="checkbox"/></p> <p>You have a different menu for breakfast, lunch, and dinner.</p> <p>Select time ▾</p>	<p>Special Menu <input type="checkbox"/></p> <p>You have a special / season menu for a limited time period.</p> <p>Wed, 25/03/2020 - Wed, 25/3</p>
---	---	--	---


Give it a title:

Step 2: Define categories
Does your menu have different categories like Appetizers, Soft drinks, Cocktails, Main Course? If yes, list them below.



Would you like to add more categories? ADD

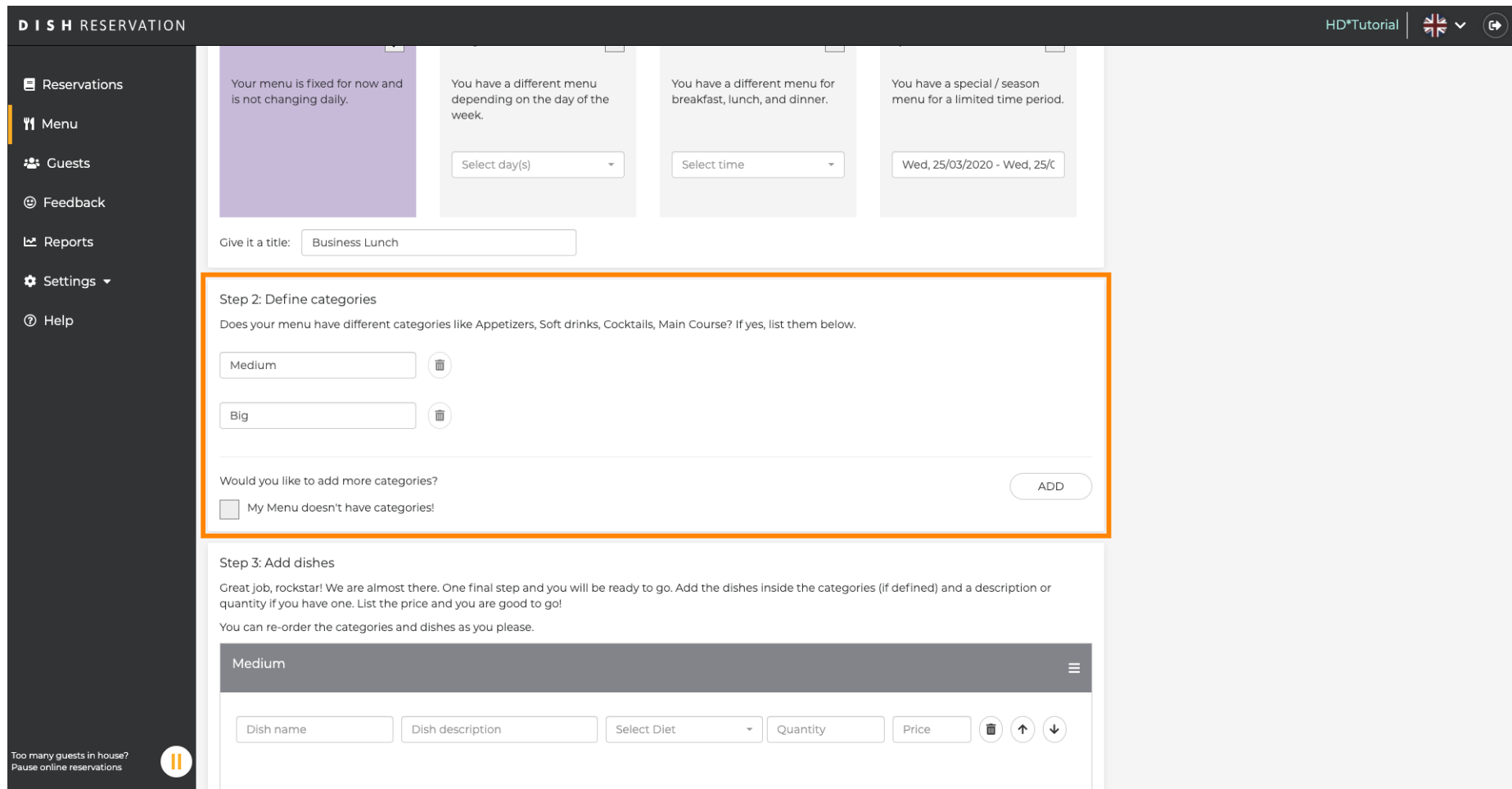
My Menu doesn't have categories!

Too many guests in house?  Pause online reservations

Designed by Hospitality Digital GmbH. All rights reserved. FAQ | Terms of use | Imprint | Data Privacy



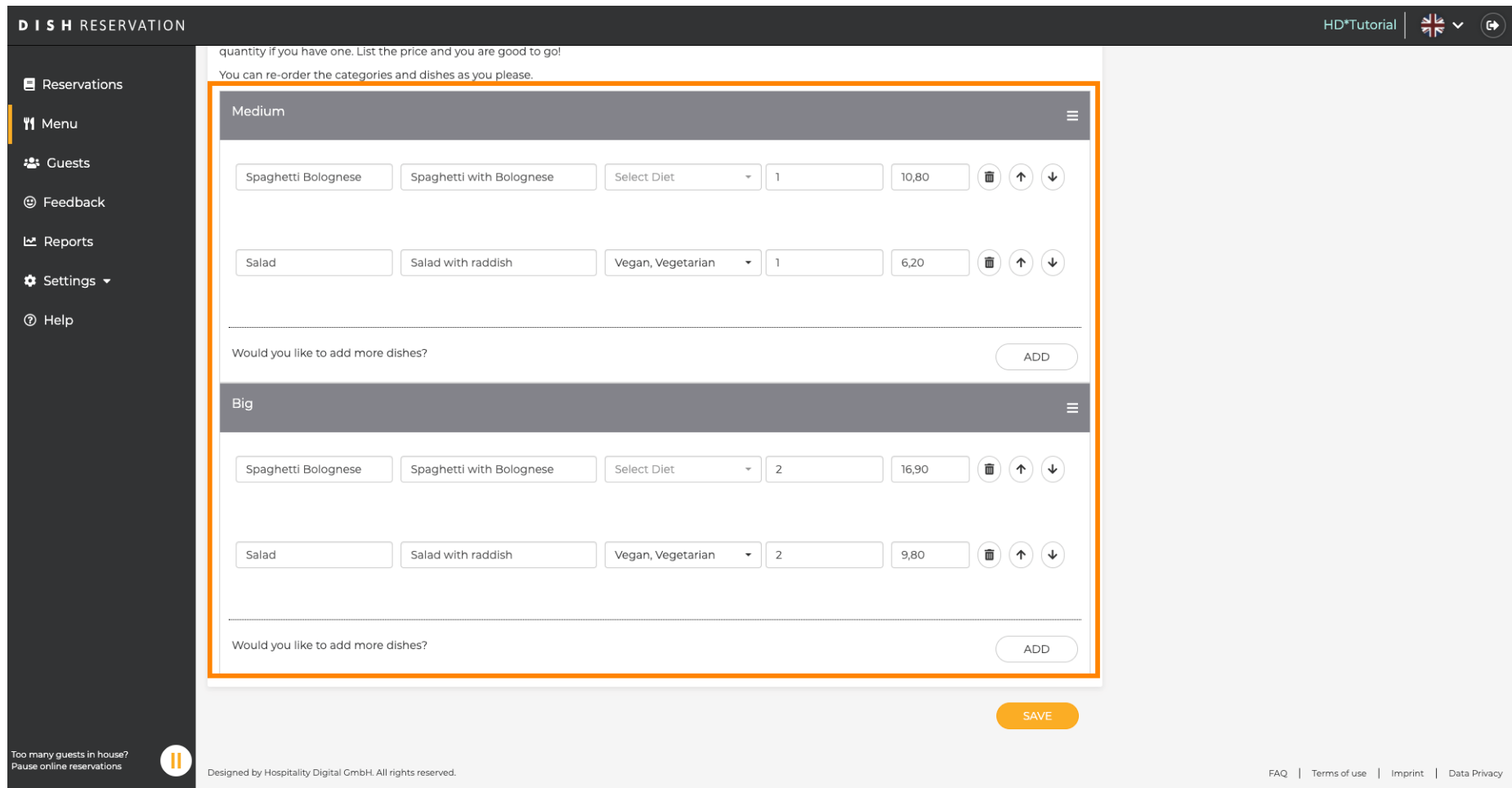
У розділі **Визначити категорії** до нового меню можна додати кілька категорій. Примітка. Якщо меню не належить до категорії, натисніть «Мое меню не має категорій!»



The screenshot shows the 'DISH RESERVATION' admin interface. The left sidebar contains navigation options: Reservations, Menu, Guests, Feedback, Reports, Settings, and Help. The main content area displays a 'Business Lunch' menu item. The 'Step 2: Define categories' section is highlighted with an orange border. It includes a question: 'Does your menu have different categories like Appetizers, Soft drinks, Cocktails, Main Course? If yes, list them below.' Below this, there are two input fields: 'Medium' and 'Big', each with a trash icon to its right. At the bottom of this section, there is a checkbox labeled 'My Menu doesn't have categories!' and an 'ADD' button. Below the 'Define categories' section is 'Step 3: Add dishes', which includes a table for adding items to the 'Medium' category. The table has columns for 'Dish name', 'Dish description', 'Select Diet', 'Quantity', and 'Price', along with trash, up, and down arrow icons.



У розділі **Додати страви** ви додаєте страви до нового меню. Введіть таку інформацію: назву страви, опис страви, дієту, кількість та ціну.



quantity if you have one. List the price and you are good to go!
You can re-order the categories and dishes as you please.

Medium

Spaghetti Bolognese	Spaghetti with Bolognese	Select Diet	1	10,80	🗑️ ⬆️ ⬇️
Salad	Salad with raddish	Vegan, Vegetarian	1	6,20	🗑️ ⬆️ ⬇️

Would you like to add more dishes? [ADD](#)

Big

Spaghetti Bolognese	Spaghetti with Bolognese	Select Diet	2	16,90	🗑️ ⬆️ ⬇️
Salad	Salad with raddish	Vegan, Vegetarian	2	9,80	🗑️ ⬆️ ⬇️

Would you like to add more dishes? [ADD](#)

[SAVE](#)

Too many guests in house?
Pause online reservations

Designed by Hospitality Digital GmbH. All rights reserved.

FAQ | Terms of use | Imprint | Data Privacy



Це воно. Ви закінчили. Натисніть на **зберегти**.

quantity if you have one. List the price and you are good to go!
You can re-order the categories and dishes as you please.

Medium

Spaghetti Bolognese	Spaghetti with Bolognese	Select Diet	1	10,80	🗑️	⬆️	⬇️
Salad	Salad with raddish	Vegan, Vegetarian	1	6,20	🗑️	⬆️	⬇️

Would you like to add more dishes? [ADD](#)

Big

Spaghetti Bolognese	Spaghetti with Bolognese	Select Diet	2	16,90	🗑️	⬆️	⬇️
Salad	Salad with raddish	Vegan, Vegetarian	2	9,80	🗑️	⬆️	⬇️

Would you like to add more dishes? [ADD](#)

SAVE



Too many guests in house?
Pause online reservations








Designed by Hospitality Digital GmbH. All rights reserved.

FAQ | Terms of use | Imprint | Data Privacy



Нове **меню** тепер відобразатиметься на **інформаційній панелі** . Примітка: меню можна встановити як активне , так і неактивне , що призводить до відображення їх для гостя чи ні.



DISH RESERVATION
HD*Tutorial |  | 

-  Reservations
-  Menu
-  Guests
-  Feedback
-  Reports
-  Settings ▾
-  Help



Did you know that a menu is the biggest driver for attracting diners to a restaurant? Most restaurant visitors said that the menu influenced their decision of selecting a restaurant. When you create your menu, you will be able to display it on your website similar to the reservation and feedback widgets. It will also be shared with your guests when they make a reservation.

Would you like to create another menu? [Get started here.](#) ADD



FIXED MENU

Business Lunch  


Medium

Spaghetti Bolognese i	1	€10.80
Salad i  	1	€6.20

Big

Spaghetti Bolognese i	2	€16.90
Salad i  	2	€9.80

This menu is currently active

Too many guests in house?
Pause online reservations 

Designed by Hospitality Digital GmbH. All rights reserved.

[FAQ](#) | [Terms of use](#) | [Imprint](#) | [Data Privacy](#)