












You are now in the **Admin Panel** under the section **Menu**. Here you can create an edit existing menus.



DISH RESERVATION
HD\*Tutorial  

-  Reservations
-  Menu
-  Guests
-  Feedback
-  Reports
-  Settings ▾
-  Help





Did you know that a menu is the biggest driver for attracting diners to a restaurant? Most restaurant visitors said that the menu influenced their decision of selecting a restaurant. When you create your menu, you will be able to display it on your website similar to the reservation and feedback widgets. It will also be shared with your guests when they make a reservation.

Would you like to create another menu? Get started here.
ADD





▼ FIXED MENU

**Business Lunch**  

**Medium**



Spaghetti Bolognese 	1	€10.80
Salad   	1	€6.20

**Big**

Spaghetti Bolognese 	2	€16.90
Salad   	2	€9.80




This menu is currently active


▼ DAILY MENU

**Daily Menu**  

*Available on Monday, Tuesday, Wednesday, Thursday, Friday*

**Salads**

Green Salad   	1	€8.40
---	---	-------

Too many guests in house?  Pause online reservations



Click on **add** to add a new menu.

DISH RESERVATION
HD\*Tutorial

- Reservations
- Menu**
- Guests
- Feedback
- Reports
- Settings ▾
- Help

Too many guests in house?  
 Pause online reservations

Did you know that a menu is the biggest driver for attracting diners to a restaurant? Most restaurant visitors said that the menu influenced their decision of selecting a restaurant. When you create your menu, you will be able to display it on your website similar to the reservation and feedback widgets. It will also be shared with your guests when they make a reservation.

Would you like to create another menu? Get started here. ADD

▼ FIXED MENU

**Business Lunch**

**Medium**

Spaghetti Bolognese	1	€10.80
Salad	1	€6.20

**Big**

Spaghetti Bolognese	2	€16.90
Salad	2	€9.80

---

This menu is currently active

▼ DAILY MENU

**Daily Menu**

*Available on Monday, Tuesday, Wednesday, Thursday, Friday*

**Salads**

Green Salad	1	€8.40
-------------	---	-------

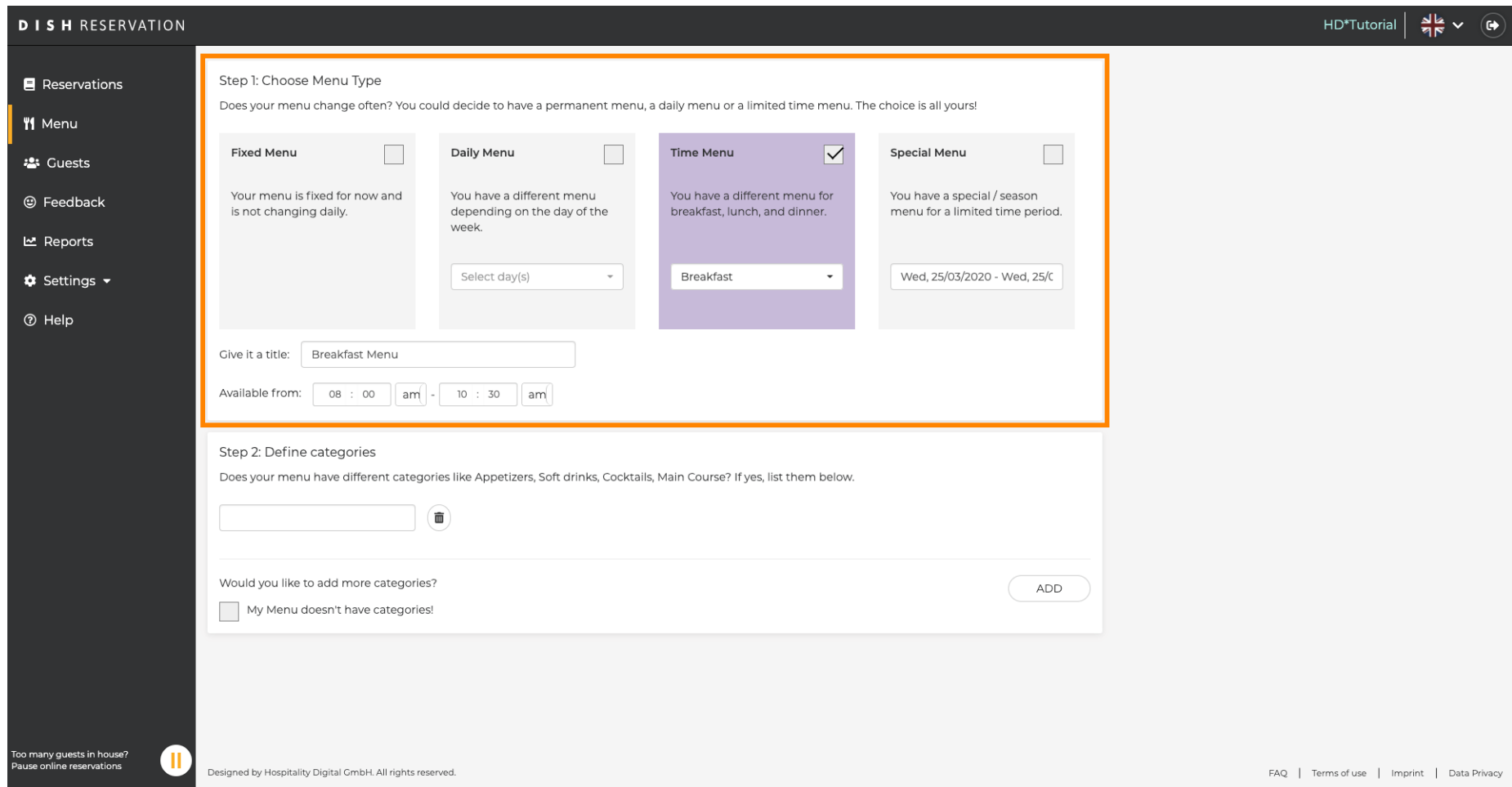
---

© 2020 - 2022 Hospitality Digital GmbH

2 of 7



Click on **Time Menu** to add it, **select time** at which the menu applies, type in the **title** of the new menu and adjust start & ending time of the new menu.



**Step 1: Choose Menu Type**  
Does your menu change often? You could decide to have a permanent menu, a daily menu or a limited time menu. The choice is all yours!

<p><b>Fixed Menu</b> <input type="checkbox"/></p> <p>Your menu is fixed for now and is not changing daily.</p>	<p><b>Daily Menu</b> <input type="checkbox"/></p> <p>You have a different menu depending on the day of the week.</p> <p>Select day(s) <input type="text"/></p>	<p><b>Time Menu</b> <input checked="" type="checkbox"/></p> <p>You have a different menu for breakfast, lunch, and dinner.</p> <p>Breakfast <input type="text"/></p>	<p><b>Special Menu</b> <input type="checkbox"/></p> <p>You have a special / season menu for a limited time period.</p> <p>Wed, 25/03/2020 - Wed, 25/03/2020 <input type="text"/></p>
--	--	--	--

Give it a title:

Available from:   -

**Step 2: Define categories**  
Does your menu have different categories like Appetizers, Soft drinks, Cocktails, Main Course? If yes, list them below.

Would you like to add more categories?

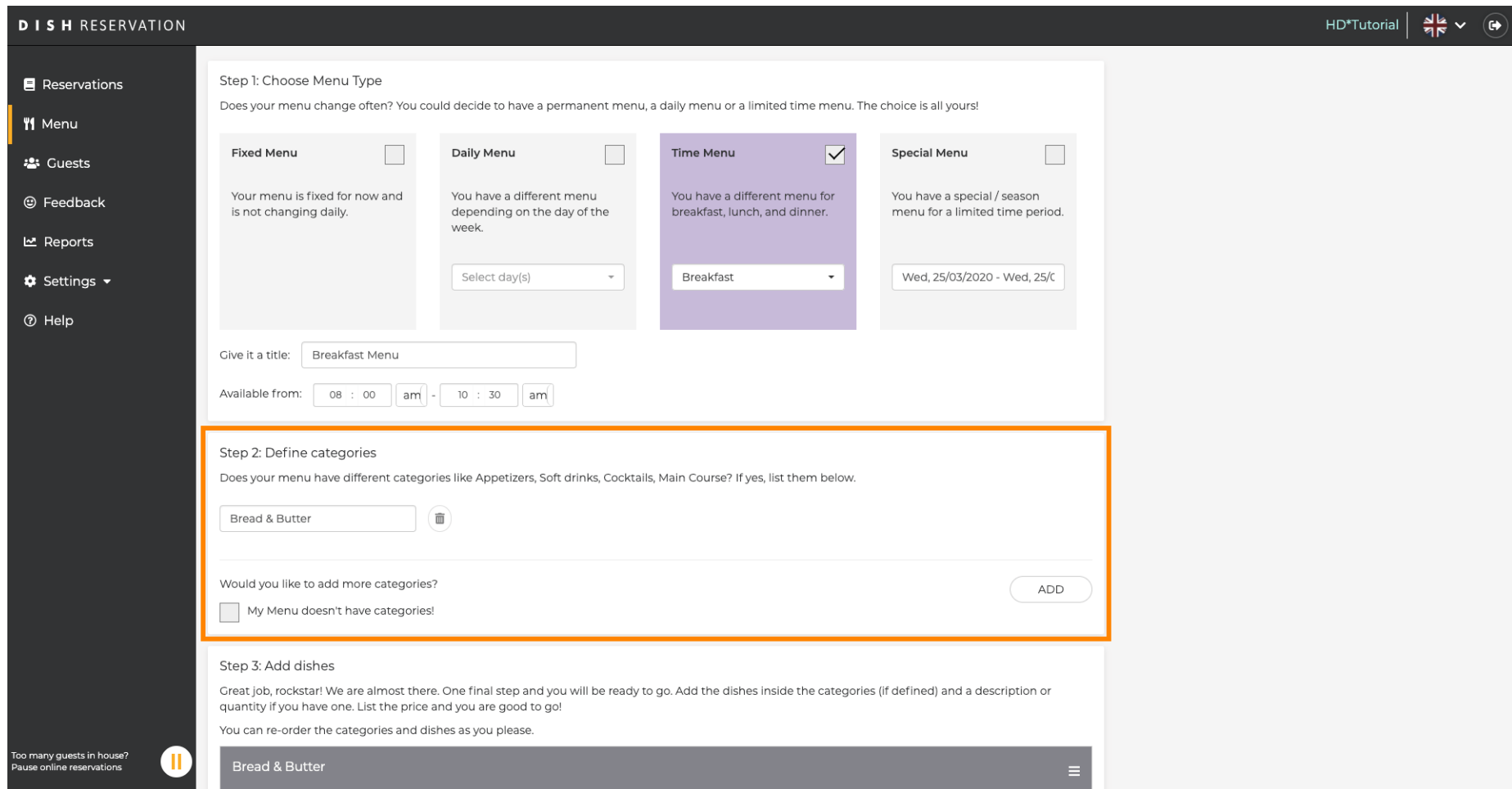
My Menu doesn't have categories!

Too many guests in house? Pause online reservations

Designed by Hospitality Digital GmbH. All rights reserved. [FAQ](#) | [Terms of use](#) | [Imprint](#) | [Data Privacy](#)



Under **Define Categories** multiple categories can be added to the new menu. **Note: If the menu does not belong to a category click on "My Menu doesn't have categories!"**



**DISH RESERVATION** HD\*Tutorial

**Reservations**  
**Menu**  
 Guests  
 Feedback  
 Reports  
 Settings  
 Help

**Step 1: Choose Menu Type**  
 Does your menu change often? You could decide to have a permanent menu, a daily menu or a limited time menu. The choice is all yours!

**Fixed Menu**  
 Your menu is fixed for now and is not changing daily.

**Daily Menu**  
 You have a different menu depending on the day of the week.  
 Select day(s)

**Time Menu**  
 You have a different menu for breakfast, lunch, and dinner.  
 Breakfast

**Special Menu**  
 You have a special / season menu for a limited time period.  
 Wed, 25/03/2020 - Wed, 25/3

Give it a title:

Available from:   -

**Step 2: Define categories**  
 Does your menu have different categories like Appetizers, Soft drinks, Cocktails, Main Course? If yes, list them below.

Would you like to add more categories?

My Menu doesn't have categories!

**Step 3: Add dishes**  
 Great job, rockstar! We are almost there. One final step and you will be ready to go. Add the dishes inside the categories (if defined) and a description or quantity if you have one. List the price and you are good to go!  
 You can re-order the categories and dishes as you please.

Too many guests in house? Pause online reservations



Under **Add dishes** you add dishes to the new menu. Enter the following information: dish name, dish description, diet, quantity and price.

**DISH RESERVATION** HD\*Tutorial

Reservations  
Menu  
Guests  
Feedback  
Reports  
Settings  
Help

Give it a title:

Available from:   -

**Step 2: Define categories**  
Does your menu have different categories like Appetizers, Soft drinks, Cocktails, Main Course? If yes, list them below.

Would you like to add more categories?

My Menu doesn't have categories!

**Step 3: Add dishes**  
Great job, rockstar! We are almost there. One final step and you will be ready to go. Add the dishes inside the categories (if defined) and a description or quantity if you have one. List the price and you are good to go!  
You can re-order the categories and dishes as you please.

**Bread & Butter**

<input type="text" value="Bread with Marmalade"/>	<input type="text" value="Toastes bread with marmalade."/>	<input type="text" value="Vegan, Vegetarian"/>	<input type="text" value="2"/>	<input type="text" value="7,40"/>	<input type="button" value="DELETE"/>	<input type="button" value="UP"/>	<input type="button" value="DOWN"/>
---	--	--	--------------------------------	-----------------------------------	---------------------------------------	-----------------------------------	-------------------------------------

Would you like to add more dishes?

Too many guests in house? Pause online reservations

Designed by Hospitality Digital GmbH. All rights reserved.

FAQ | Terms of use | Imprint | Data Privacy



That's it. You are done. Click on **save**.

**DISH RESERVATION** HD\*Tutorial | |

**Menu**

Give it a title:

Available from:   -

**Step 2: Define categories**  
Does your menu have different categories like Appetizers, Soft drinks, Cocktails, Main Course? If yes, list them below.

Would you like to add more categories?

My Menu doesn't have categories!

**Step 3: Add dishes**  
Great job, rockstar! We are almost there. One final step and you will be ready to go. Add the dishes inside the categories (if defined) and a description or quantity if you have one. List the price and you are good to go!  
You can re-order the categories and dishes as you please.

**Bread & Butter**

<input type="text" value="Bread with Marmalade"/>	<input type="text" value="Toastes bread with marmalade."/>	<input type="text" value="Vegan, Vegetarian"/>	<input type="text" value="2"/>	<input type="text" value="7,40"/>			
---	--	--	--------------------------------	-----------------------------------	--	--	--

Would you like to add more dishes?

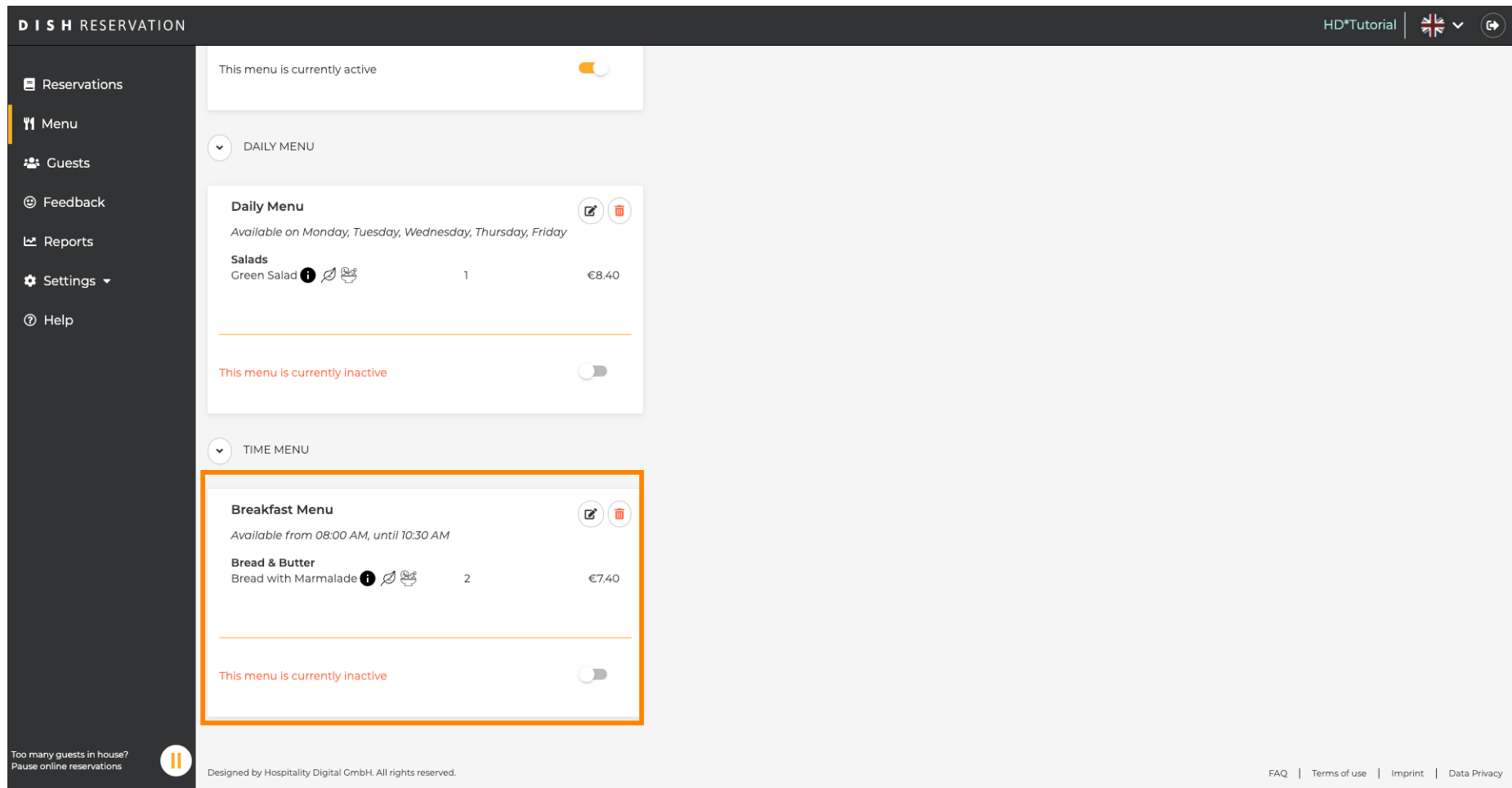
Too many guests in house? Pause online reservations

Designed by Hospitality Digital GmbH. All rights reserved.

[FAQ](#) | [Terms of use](#) | [Imprint](#) | [Data Privacy](#)



The new **menu** will now be displayed at the **dashboard**. **Note: The menus can be set active or inactive which results in displaying them for the guest or not.**



The screenshot displays the DISH Reservation Admin Panel interface. The left sidebar contains navigation options: Reservations, Menu, Guests, Feedback, Reports, Settings, and Help. The main content area shows two menu sections: DAILY MENU and TIME MENU. The DAILY MENU section includes a 'Daily Menu' card with a toggle switch set to 'active' and a list of items: 'Green Salad' (1 unit, €8.40). The TIME MENU section includes a 'Breakfast Menu' card with a toggle switch set to 'inactive' and a list of items: 'Bread & Butter' (2 units, €7.40). The 'Breakfast Menu' card is highlighted with an orange border. At the bottom left, there is a notification: 'Too many guests in house? Pause online reservations'. At the bottom right, there are links for 'FAQ', 'Terms of use', 'Imprint', and 'Data Privacy'.