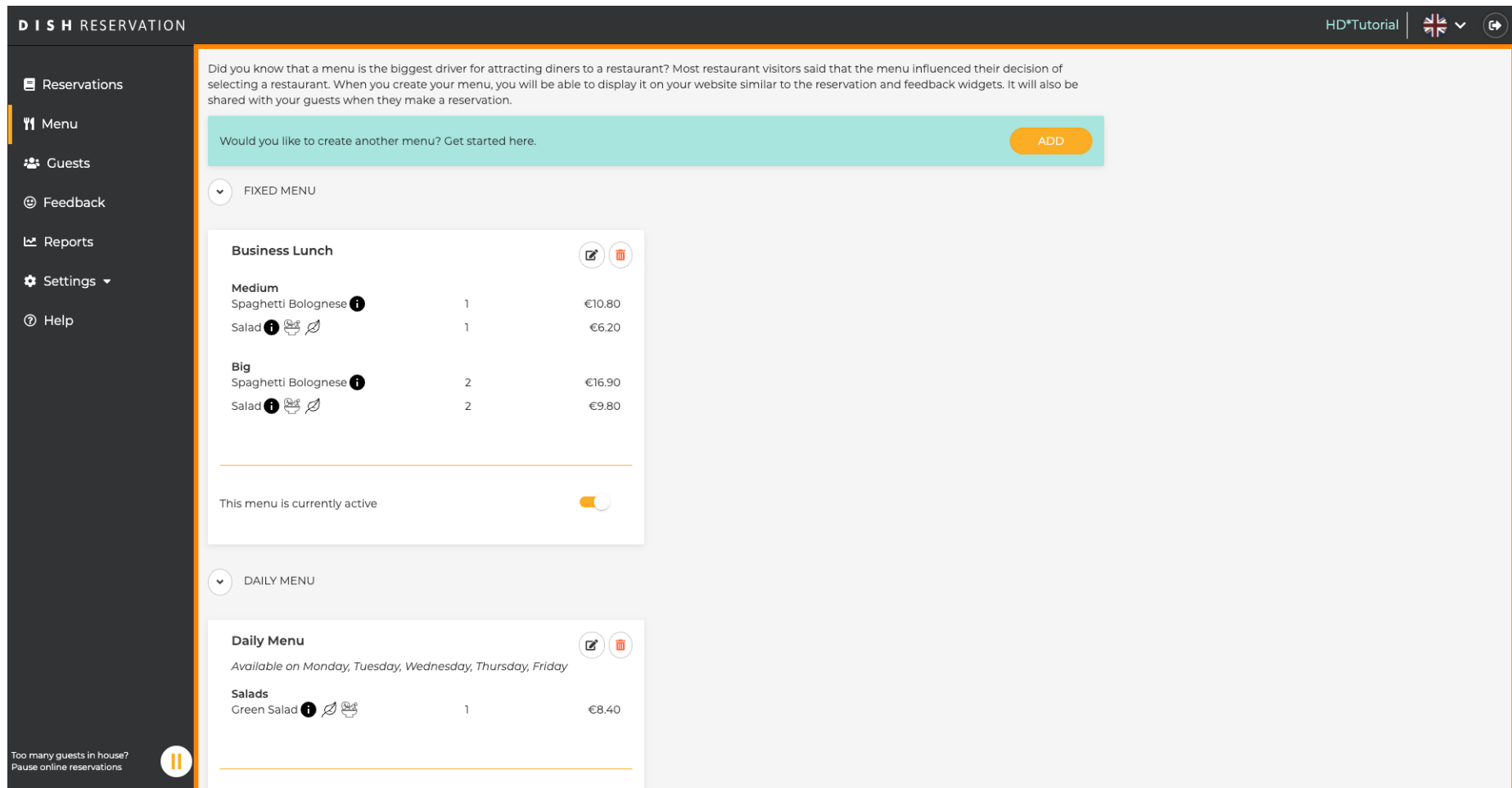






Тепер ви перебуваєте в панелі адміністратора в розділі « Меню ». Тут ви можете редагувати наявні меню.





DISH RESERVATION HD*Tutorial |  | 









- Reservations
- Menu**
- Guests
- Feedback
- Reports
- Settings
- Help

Did you know that a menu is the biggest driver for attracting diners to a restaurant? Most restaurant visitors said that the menu influenced their decision of selecting a restaurant. When you create your menu, you will be able to display it on your website similar to the reservation and feedback widgets. It will also be shared with your guests when they make a reservation.

Would you like to create another menu? Get started here. [ADD](#)



FIXED MENU

Business Lunch  




Item	Quantity	Price
Medium		
Spaghetti Bolognese 	1	€10.80
Salad   	1	€6.20
Big		
Spaghetti Bolognese 	2	€16.90
Salad   	2	€9.80


This menu is currently active

DAILY MENU

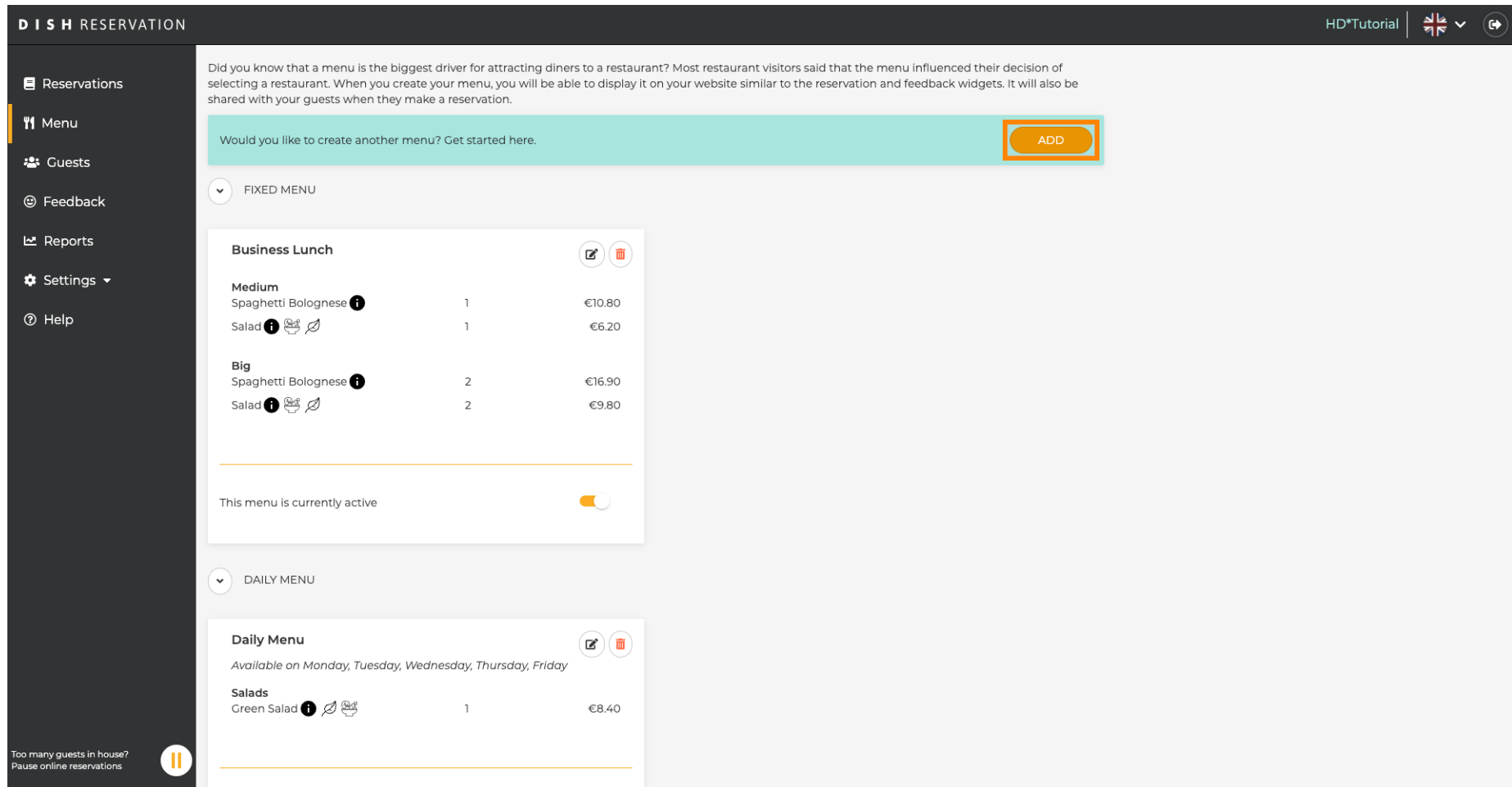
Daily Menu  



Available on Monday, Tuesday, Wednesday, Thursday, Friday








Item	Quantity	Price
Salads		
Green Salad   	1	€8.40

Too many guests in house?  Pause online reservations

Натисніть « **Додати** », щоб додати нове меню.





DISH RESERVATION HD*Tutorial  

-  Reservations
-  **Menu**
-  Guests
-  Feedback
-  Reports
-  Settings ▾
-  Help





Did you know that a menu is the biggest driver for attracting diners to a restaurant? Most restaurant visitors said that the menu influenced their decision of selecting a restaurant. When you create your menu, you will be able to display it on your website similar to the reservation and feedback widgets. It will also be shared with your guests when they make a reservation.

Would you like to create another menu? Get started here. [ADD](#)





FIXED MENU

Business Lunch  

Medium



Spaghetti Bolognese 	1	€10.80
Salad   	1	€6.20

Big

Spaghetti Bolognese 	2	€16.90
Salad   	2	€9.80




This menu is currently active


DAILY MENU

Daily Menu  

Available on Monday, Tuesday, Wednesday, Thursday, Friday

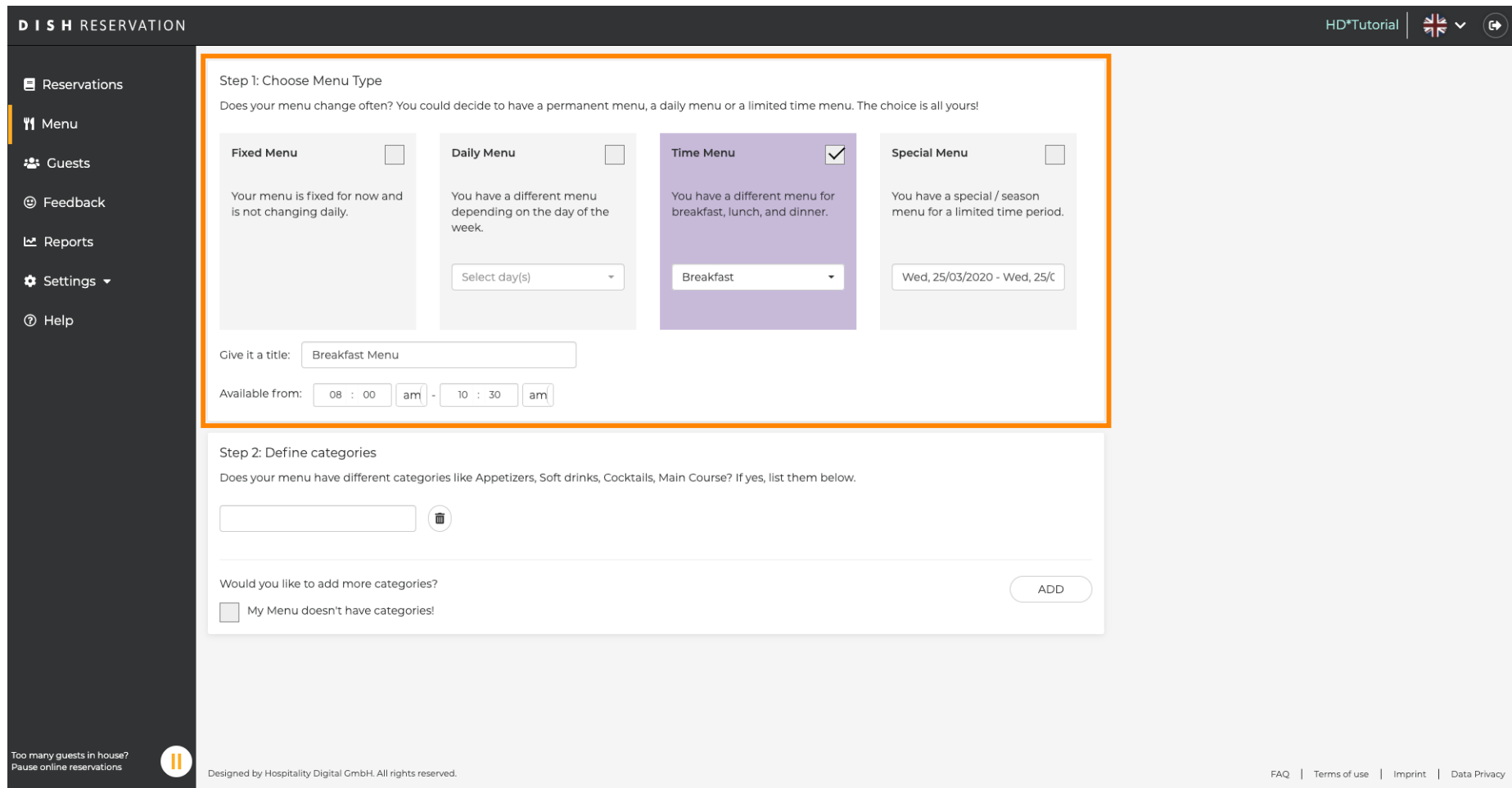
Salads



Green Salad   	1	€8.40
---	---	-------








Too many guests in house?
Pause online reservations 



Натисніть « **Меню часу** » , щоб додати його, **виберіть час** , у який буде застосовано меню, введіть **назву** нового меню та налаштуйте час початку та закінчення нового меню.



DISH RESERVATION HD*Tutorial |  | 

-  Reservations
-  **Menu**
-  Guests
-  Feedback
-  Reports
-  Settings ▾
-  Help


Step 1: Choose Menu Type
Does your menu change often? You could decide to have a permanent menu, a daily menu or a limited time menu. The choice is all yours!

<p>Fixed Menu <input type="checkbox"/></p> <p>Your menu is fixed for now and is not changing daily.</p>	<p>Daily Menu <input type="checkbox"/></p> <p>You have a different menu depending on the day of the week.</p> <p>Select day(s) ▾</p>	<p>Time Menu <input checked="" type="checkbox"/></p> <p>You have a different menu for breakfast, lunch, and dinner.</p> <p>Breakfast ▾</p>	<p>Special Menu <input type="checkbox"/></p> <p>You have a special / season menu for a limited time period.</p> <p>Wed, 25/03/2020 - Wed, 25/4</p>
--	---	---	---

Give it a title:


Available from: -

Step 2: Define categories
Does your menu have different categories like Appetizers, Soft drinks, Cocktails, Main Course? If yes, list them below.



Would you like to add more categories? ADD

My Menu doesn't have categories!

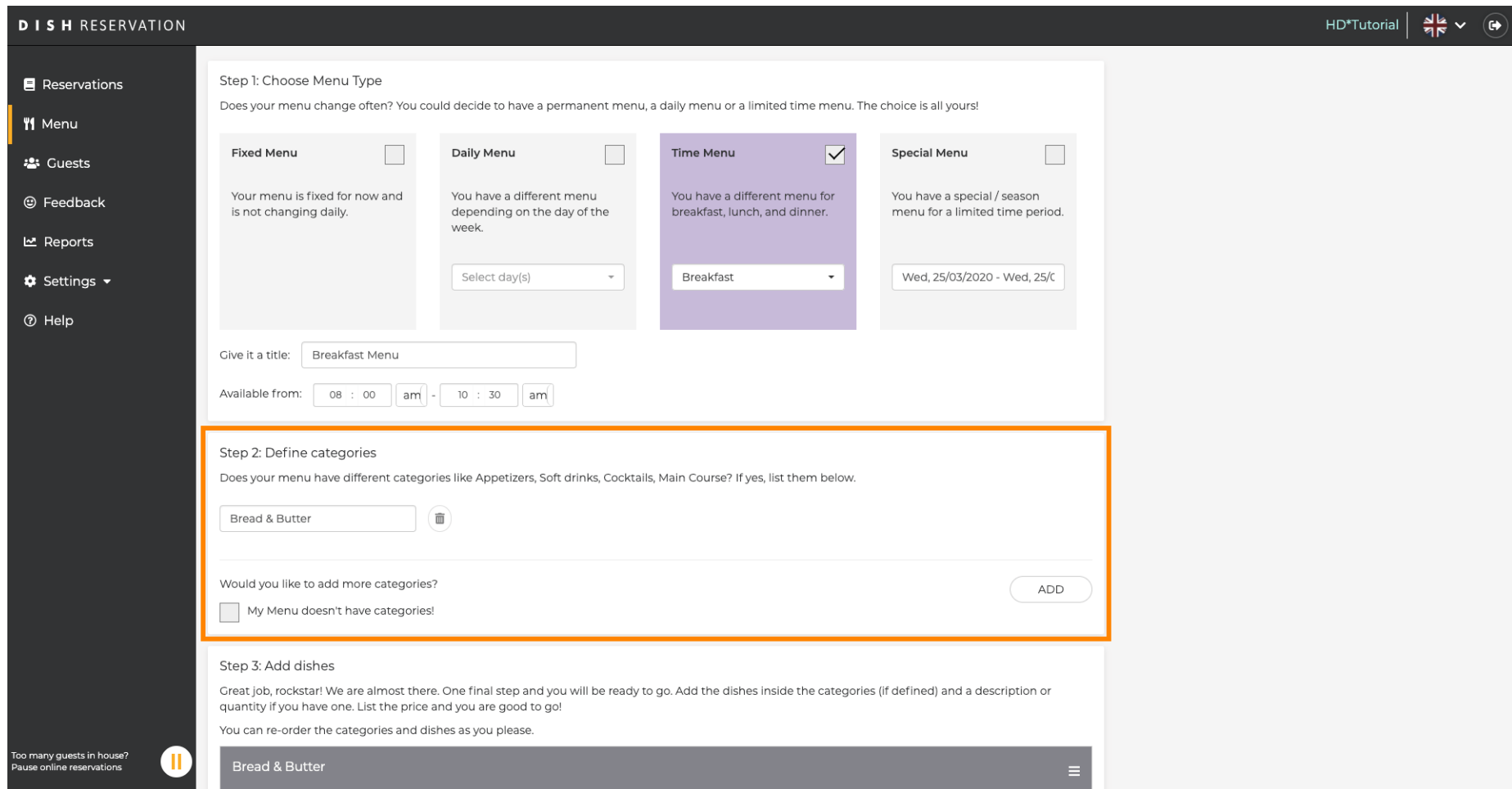
Too many guests in house?
Pause online reservations 

Designed by Hospitality Digital GmbH. All rights reserved.

[FAQ](#) | [Terms of use](#) | [Imprint](#) | [Data Privacy](#)



У розділі **Визначити категорії** до нового меню можна додати кілька категорій. Примітка. Якщо меню не належить до категорії, натисніть «Мое меню не має категорій!»



DISH RESERVATION HD*Tutorial

Step 1: Choose Menu Type
Does your menu change often? You could decide to have a permanent menu, a daily menu or a limited time menu. The choice is all yours!

<p>Fixed Menu <input type="checkbox"/></p> <p>Your menu is fixed for now and is not changing daily.</p>	<p>Daily Menu <input type="checkbox"/></p> <p>You have a different menu depending on the day of the week.</p> <p>Select day(s)</p>	<p>Time Menu <input checked="" type="checkbox"/></p> <p>You have a different menu for breakfast, lunch, and dinner.</p> <p>Breakfast</p>	<p>Special Menu <input type="checkbox"/></p> <p>You have a special / season menu for a limited time period.</p> <p>Wed, 25/03/2020 - Wed, 25/3</p>
--	---	---	---

Give it a title:

Available from: -

Step 2: Define categories
Does your menu have different categories like Appetizers, Soft drinks, Cocktails, Main Course? If yes, list them below.

Would you like to add more categories?

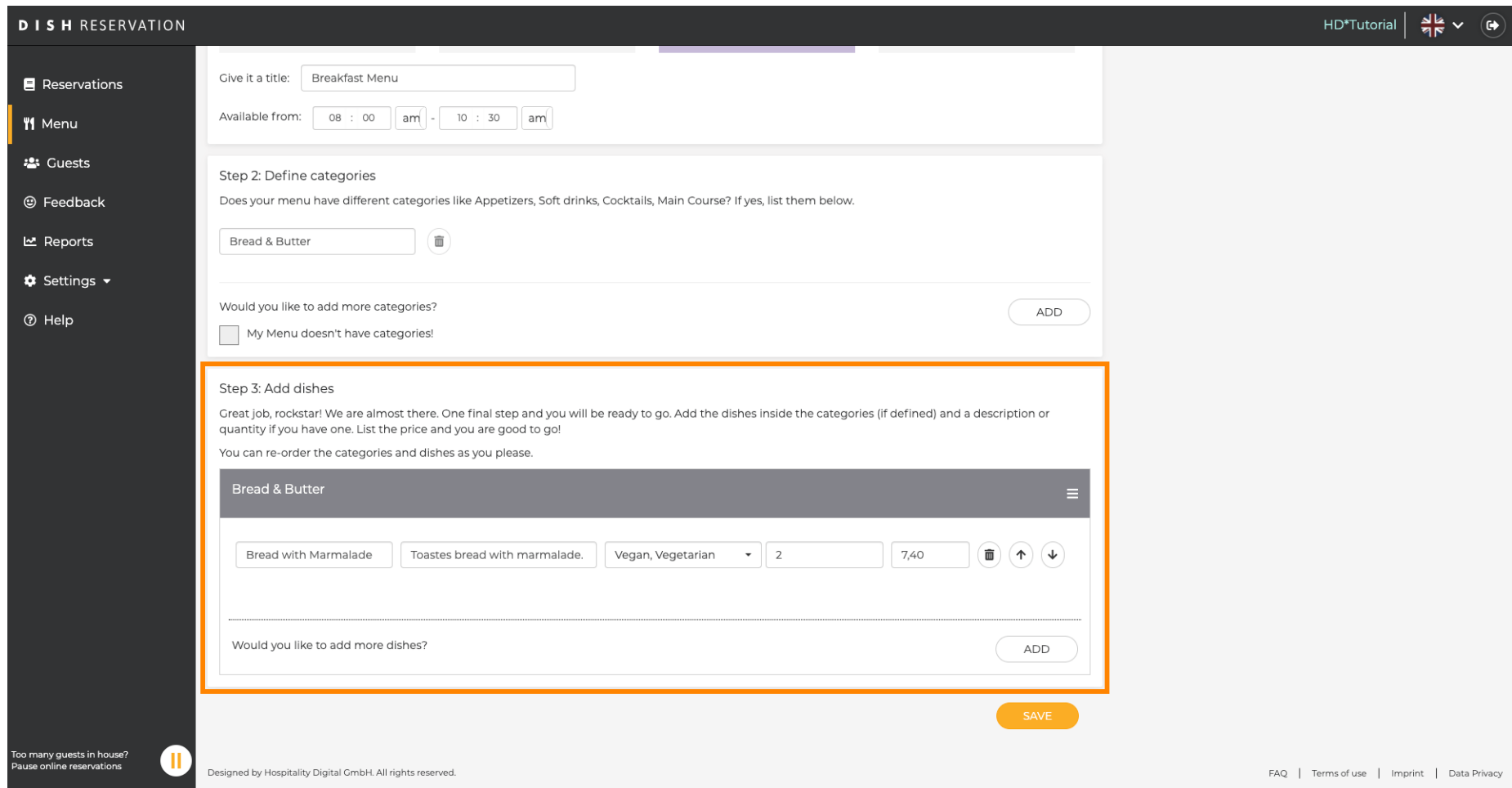
My Menu doesn't have categories!

Step 3: Add dishes
Great job, rockstar! We are almost there. One final step and you will be ready to go. Add the dishes inside the categories (if defined) and a description or quantity if you have one. List the price and you are good to go!
You can re-order the categories and dishes as you please.

Too many guests in house? Pause online reservations



У розділі **Додати страви** ви додаєте страви до нового меню. Введіть таку інформацію: назву страви, опис страви, дієту, кількість та ціну.



DISH RESERVATION HD*Tutorial

Reservations
Menu
 Guests
 Feedback
 Reports
 Settings
 Help

Give it a title:

Available from: -

Step 2: Define categories
 Does your menu have different categories like Appetizers, Soft drinks, Cocktails, Main Course? If yes, list them below.

Would you like to add more categories?

My Menu doesn't have categories!

Step 3: Add dishes
 Great job, rockstar! We are almost there. One final step and you will be ready to go. Add the dishes inside the categories (if defined) and a description or quantity if you have one. List the price and you are good to go!
 You can re-order the categories and dishes as you please.

Bread & Butter

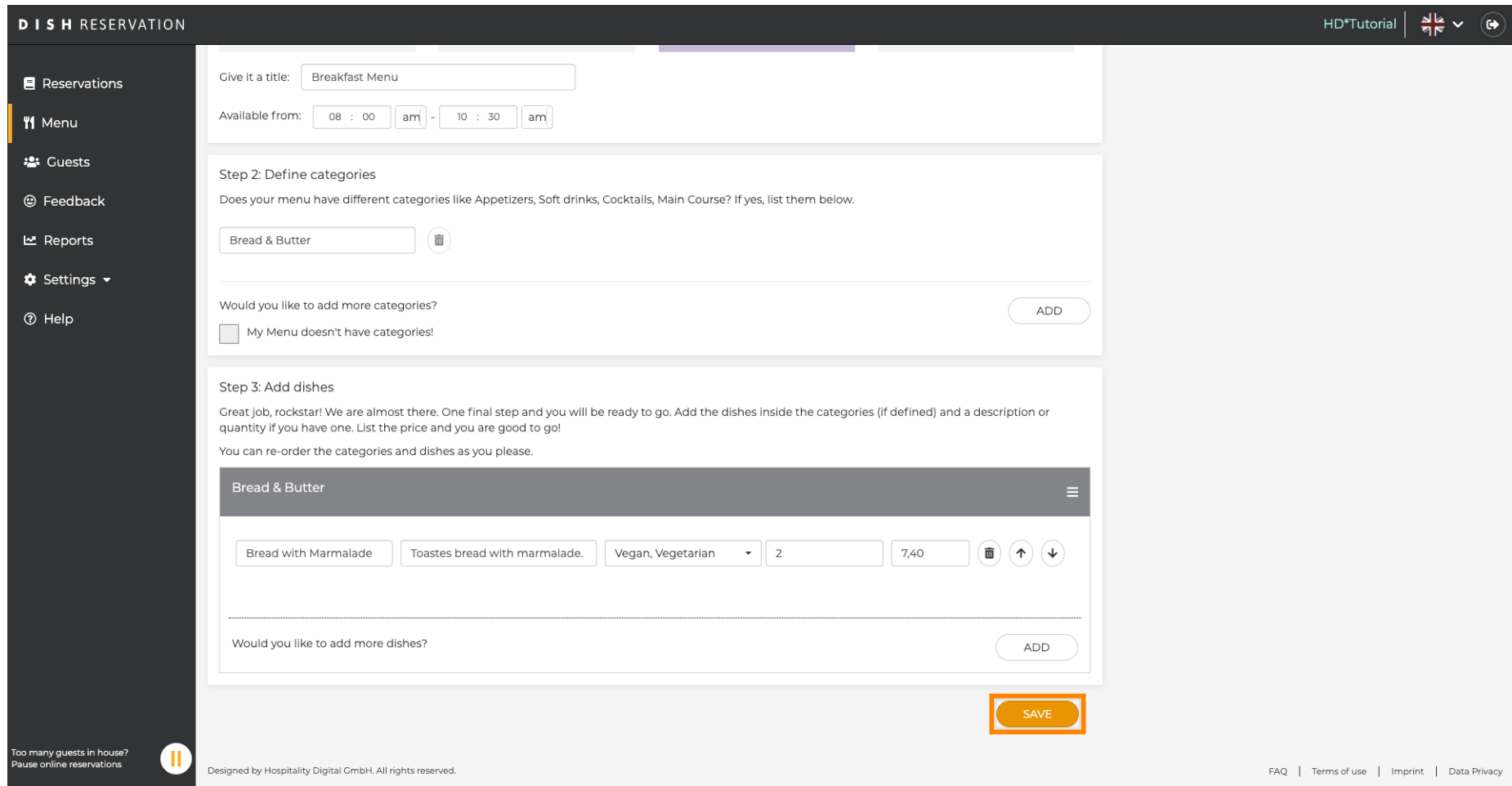
<input type="text" value="Bread with Marmalade"/>	<input type="text" value="Toastes bread with marmalade."/>	<input type="text" value="Vegan, Vegetarian"/>	<input type="text" value="2"/>	<input type="text" value="7,40"/>	<input type="button" value="🗑️"/>	<input type="button" value="⬆️"/>	<input type="button" value="⬆️"/>
---	--	--	--------------------------------	-----------------------------------	-----------------------------------	-----------------------------------	-----------------------------------



Would you like to add more dishes?








Too many guests in house? Pause online reservations

Designed by Hospitality Digital GmbH. All rights reserved. [FAQ](#) | [Terms of use](#) | [Imprint](#) | [Data Privacy](#)

Це воно. Ви закінчили. Натисніть на **зберегти**.



DISH RESERVATION HD*Tutorial  


-  Reservations
-  **Menu**
-  Guests
-  Feedback
-  Reports
-  Settings ▼
-  Help

Give it a title:

Available from: -

Step 2: Define categories

Does your menu have different categories like Appetizers, Soft drinks, Cocktails, Main Course? If yes, list them below.



Would you like to add more categories?




My Menu doesn't have categories!

Step 3: Add dishes


Great job, rockstar! We are almost there. One final step and you will be ready to go. Add the dishes inside the categories (if defined) and a description or quantity if you have one. List the price and you are good to go!

You can re-order the categories and dishes as you please.

Bread & Butter
☰

Bread with Marmalade	Toastes bread with marmalade.	Vegan, Vegetarian ▼	2	7,40			
----------------------	-------------------------------	--	---	------	---	---	---

Would you like to add more dishes?

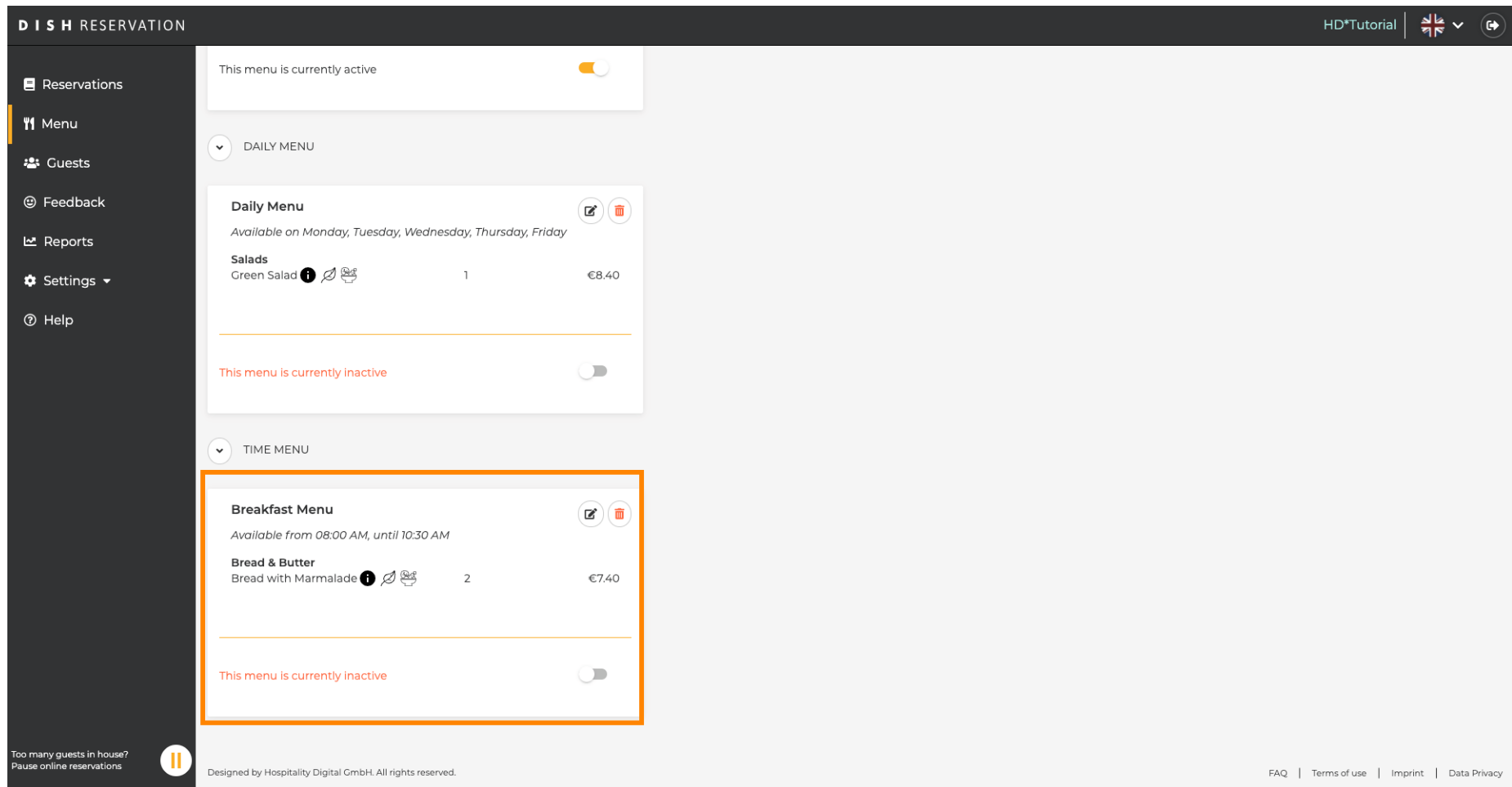
Too many guests in house?  Pause online reservations

Designed by Hospitality Digital GmbH. All rights reserved.

FAQ | Terms of use | Imprint | Data Privacy



Нове **меню** тепер відобразатиметься на **інформаційній панелі** . Примітка: меню можна встановити як активне , так і неактивне , що призводить до відображення їх для гостя чи ні.



The screenshot displays the 'DISH RESERVATION' admin interface. On the left is a dark sidebar with navigation options: Reservations, Menu, Guests, Feedback, Reports, Settings, and Help. The main content area shows two menu cards. The top card, 'Daily Menu', is currently active (toggle is on) and lists 'Green Salad' for €8.40. The bottom card, 'Breakfast Menu', is currently inactive (toggle is off) and lists 'Bread & Butter' for €7.40. The 'Breakfast Menu' card is highlighted with an orange border. At the bottom left, there is a notification: 'Too many guests in house? Pause online reservations'. The footer contains the text 'Designed by Hospitality Digital GmbH. All rights reserved.' and links for 'FAQ | Terms of use | Imprint | Data Privacy'.