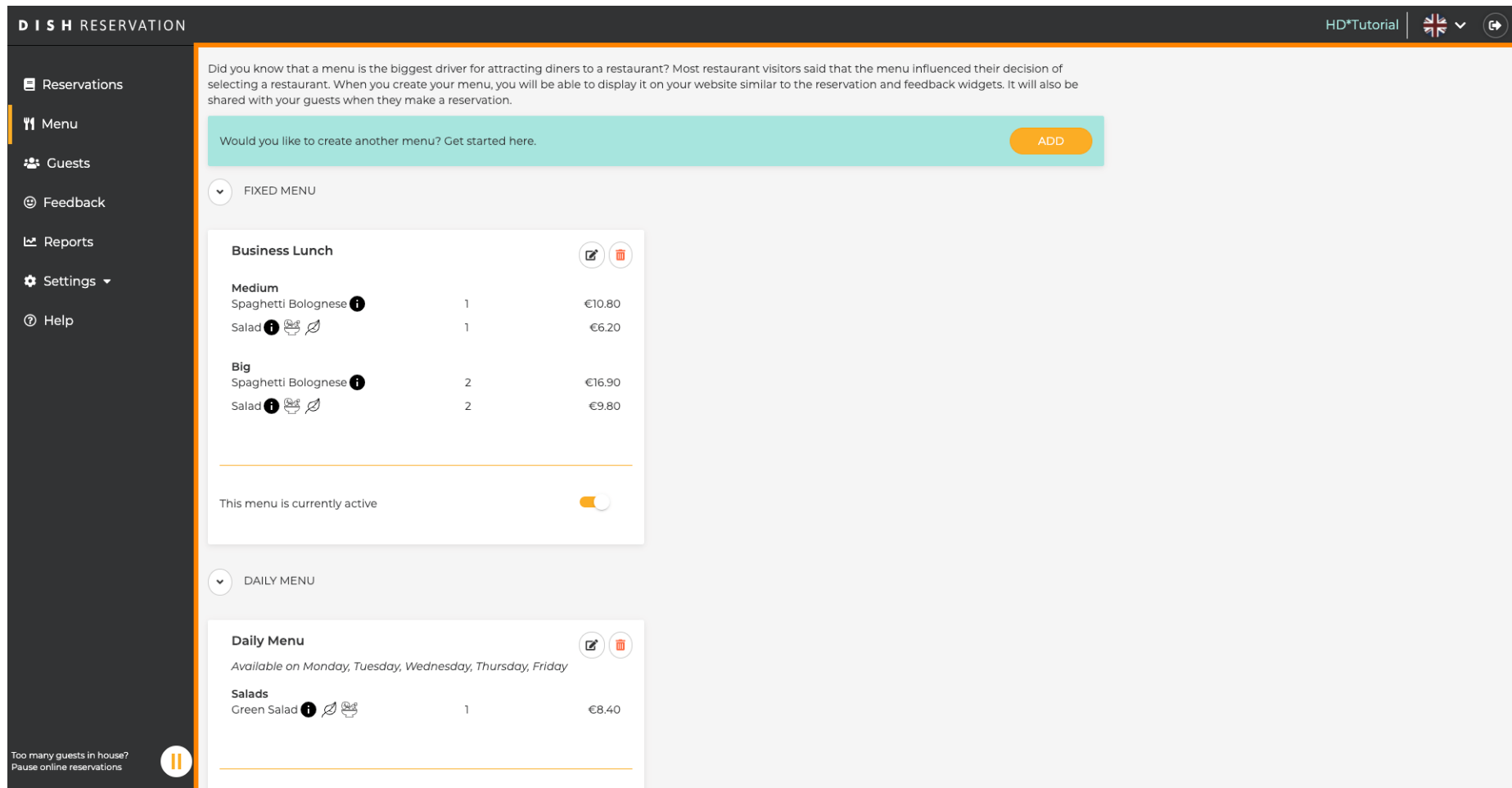













Ora sei nel **Pannello** di amministrazione nella sezione **Menu** . Qui puoi creare e modificare menu esistenti.

D I S H RESERVATION
HD*Tutorial  

-  Reservations
-  Menu
-  Guests
-  Feedback
-  Reports
-  Settings ▾
-  Help



Too many guests in house?
Pause online reservations







Did you know that a menu is the biggest driver for attracting diners to a restaurant? Most restaurant visitors said that the menu influenced their decision of selecting a restaurant. When you create your menu, you will be able to display it on your website similar to the reservation and feedback widgets. It will also be shared with your guests when they make a reservation.

Would you like to create another menu? Get started here. ADD





▼ FIXED MENU

Business Lunch  

Medium



Spaghetti Bolognese 	1	€10.80
Salad   	1	€6.20

Big

Spaghetti Bolognese 	2	€16.90
Salad   	2	€9.80




This menu is currently active

▼ DAILY MENU

Daily Menu  

Available on Monday, Tuesday, Wednesday, Thursday, Friday

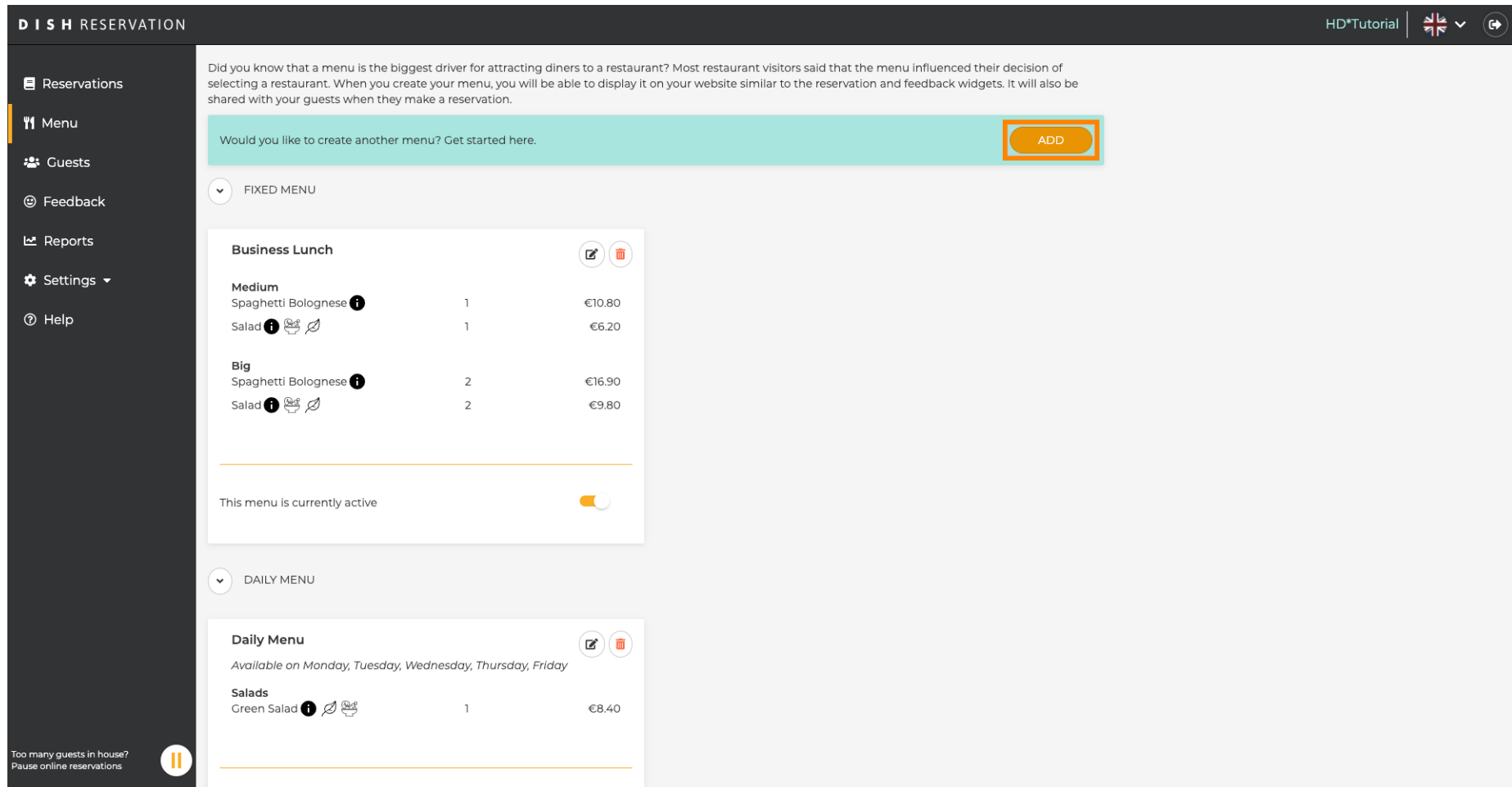
Salads



Green Salad   	1	€8.40
---	---	-------








© 2020 - 2022 Hospitality Digital GmbH

1 of 7

Fare clic su **Aggiungi** per aggiungere un nuovo menu.





DISH RESERVATION HD*Tutorial |  | 

-  Reservations
-  **Menu**
-  Guests
-  Feedback
-  Reports
-  Settings ▾
-  Help




Did you know that a menu is the biggest driver for attracting diners to a restaurant? Most restaurant visitors said that the menu influenced their decision of selecting a restaurant. When you create your menu, you will be able to display it on your website similar to the reservation and feedback widgets. It will also be shared with your guests when they make a reservation.

Would you like to create another menu? Get started here. ADD




FIXED MENU

Business Lunch  

Medium



Spaghetti Bolognese 	1	€10.80
Salad  	1	€6.20

Big

Spaghetti Bolognese 	2	€16.90
Salad  	2	€9.80



This menu is currently active


DAILY MENU

Daily Menu  

Available on Monday, Tuesday, Wednesday, Thursday, Friday

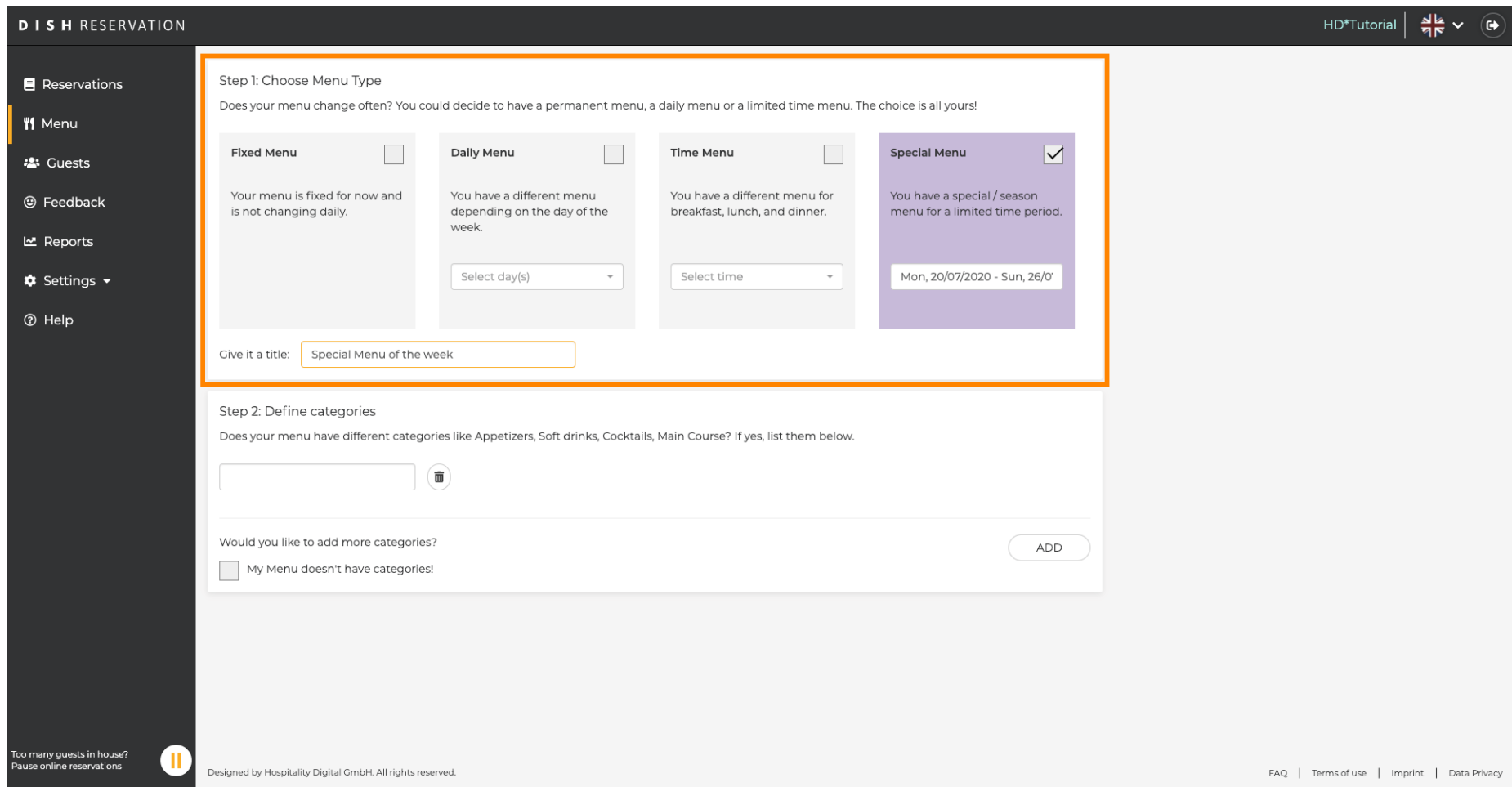
Salads

Green Salad  	1	€8.40
---	---	-------

Too many guests in house?
Pause online reservations 



Clicca su **Menu Speciale** per aggiungerlo, seleziona l' **intervallo di tempo** su cui si applica il menu e digita il **titolo** del nuovo menu.



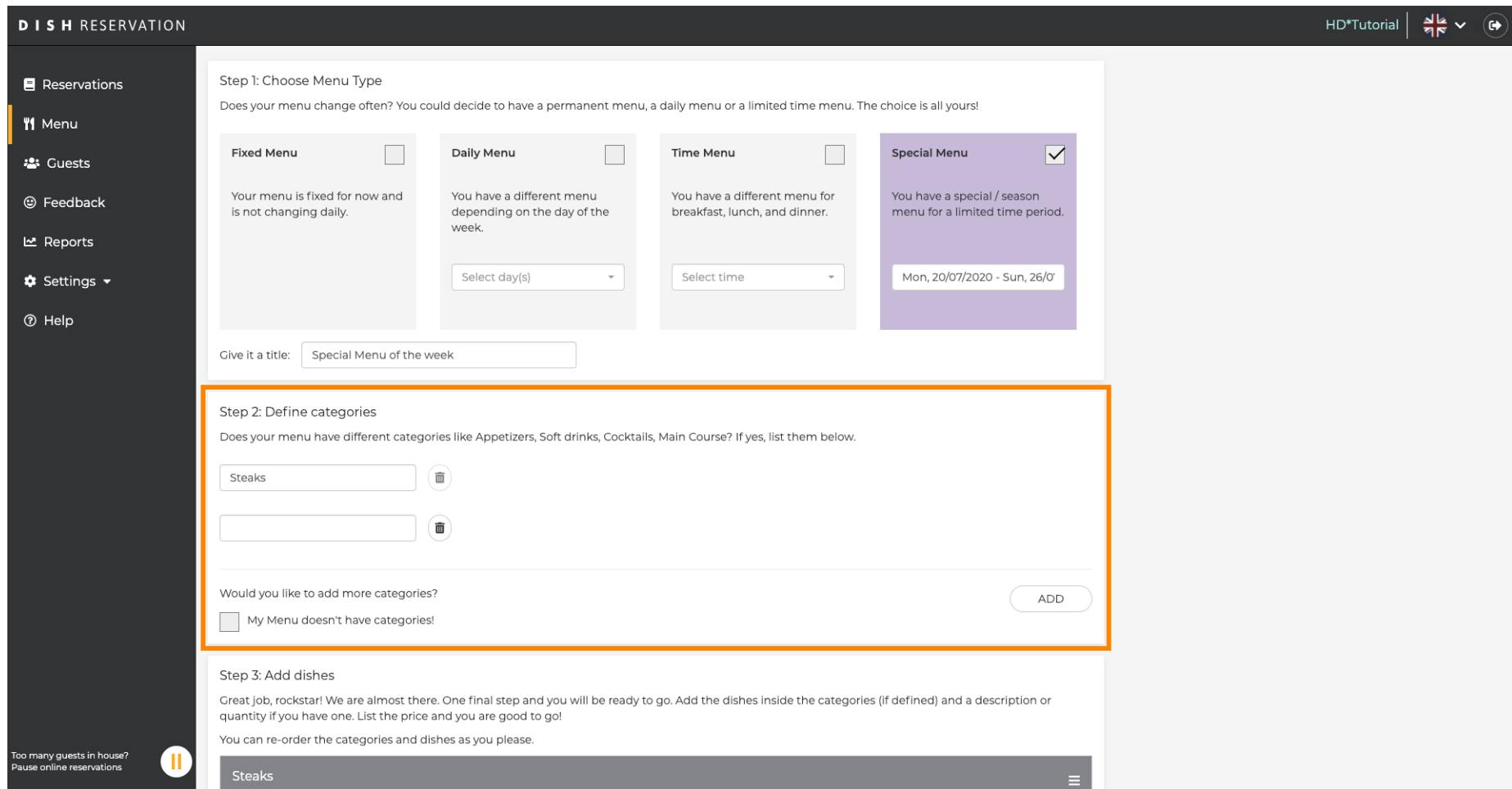
The screenshot displays the 'DISH RESERVATION' administration interface. On the left is a dark sidebar with navigation options: Reservations, Menu, Guests, Feedback, Reports, Settings, and Help. The main content area is titled 'Step 1: Choose Menu Type' and asks, 'Does your menu change often? You could decide to have a permanent menu, a daily menu or a limited time menu. The choice is all yours!'. There are four menu type options, each with a checkbox and a description:



- Fixed Menu** (checkbox unchecked): Your menu is fixed for now and is not changing daily.
- Daily Menu** (checkbox unchecked): You have a different menu depending on the day of the week. Includes a 'Select day(s)' dropdown.
- Time Menu** (checkbox unchecked): You have a different menu for breakfast, lunch, and dinner. Includes a 'Select time' dropdown.
- Special Menu** (checkbox checked): You have a special / season menu for a limited time period. Includes a date range field showing 'Mon, 20/07/2020 - Sun, 26/07/2020'.

Below these options is a text input field labeled 'Give it a title:' with the value 'Special Menu of the week'. Below this is 'Step 2: Define categories' which asks, 'Does your menu have different categories like Appetizers, Soft drinks, Cocktails, Main Course? If yes, list them below.' It features a text input field with a trash icon, a question 'Would you like to add more categories?' with an 'ADD' button, and a checkbox for 'My Menu doesn't have categories!'. The bottom of the page includes a footer with 'Designed by Hospitality Digital GmbH. All rights reserved.' and links for 'FAQ | Terms of use | Imprint | Data Privacy'. A notification in the bottom left corner says 'Too many guests in house? Pause online reservations'.



In **Definisci categorie** è possibile aggiungere più categorie al nuovo menu. Nota: se il menu non appartiene a una categoria clicca su "Il mio menu non ha categorie!"



DISH RESERVATION HD*Tutorial |  

Reservations
Menu
 Guests
 Feedback
 Reports
 Settings
 Help

Step 1: Choose Menu Type
 Does your menu change often? You could decide to have a permanent menu, a daily menu or a limited time menu. The choice is all yours!

Fixed Menu
 Your menu is fixed for now and is not changing daily.



Daily Menu
 You have a different menu depending on the day of the week.
 Select day(s)

Time Menu
 You have a different menu for breakfast, lunch, and dinner.
 Select time

Special Menu
 You have a special / season menu for a limited time period.
 Mon, 20/07/2020 - Sun, 26/07

Give it a title:


Step 2: Define categories
 Does your menu have different categories like Appetizers, Soft drinks, Cocktails, Main Course? If yes, list them below.



 

Would you like to add more categories?

My Menu doesn't have categories!

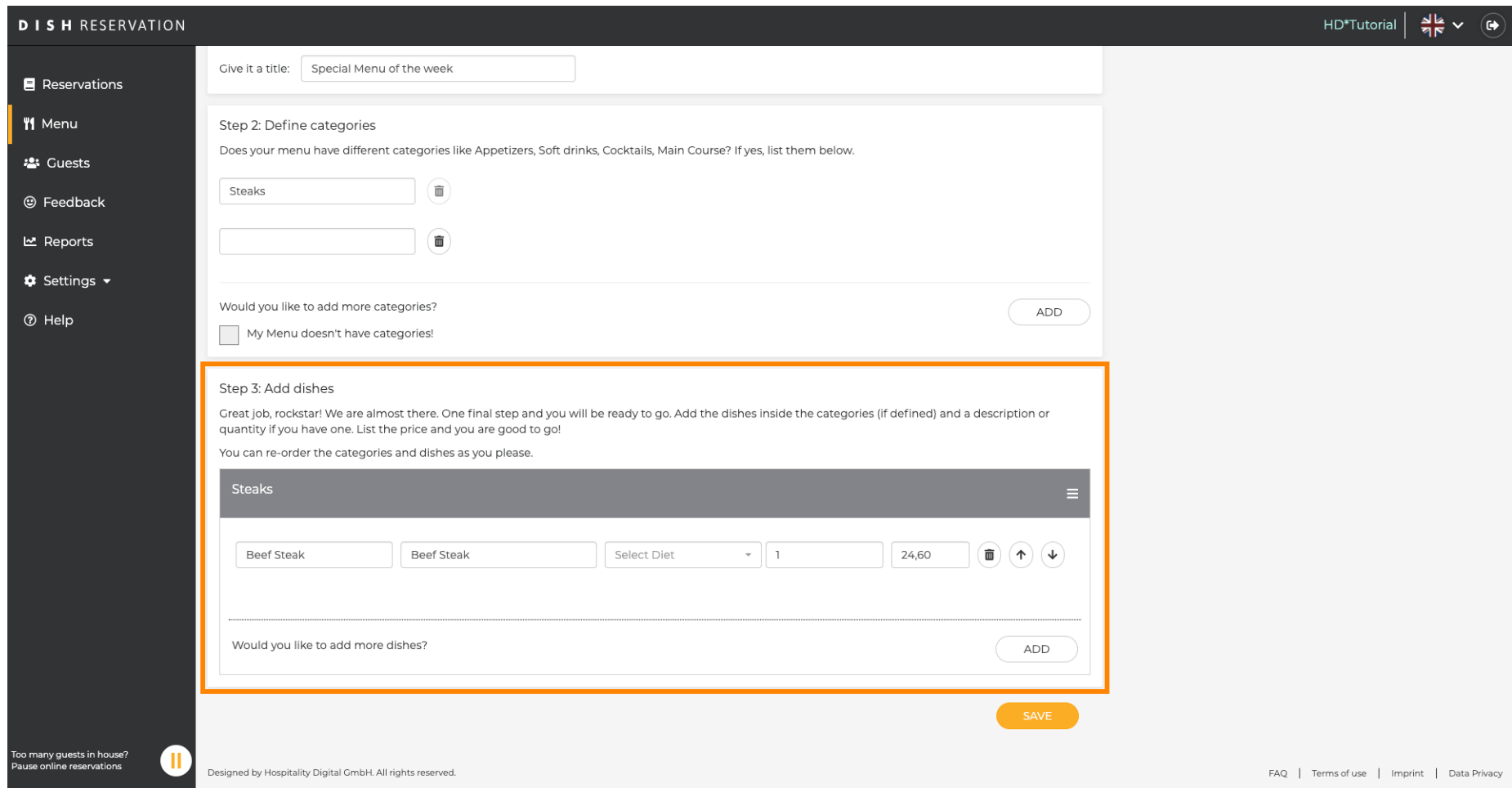
Step 3: Add dishes
 Great job, rockstar! We are almost there. One final step and you will be ready to go. Add the dishes inside the categories (if defined) and a description or quantity if you have one. List the price and you are good to go!
 You can re-order the categories and dishes as you please.

Steaks 

Too many guests in house? Pause online reservations 



Sotto **aggiungi piatti** aggiungi piatti al nuovo menu. Inserisci le seguenti informazioni: nome del piatto, descrizione del piatto, dieta, quantità e prezzo.



DISH RESERVATION HD*Tutorial

Give it a title:

Step 2: Define categories
Does your menu have different categories like Appetizers, Soft drinks, Cocktails, Main Course? If yes, list them below.

Would you like to add more categories?

My Menu doesn't have categories!

Step 3: Add dishes
Great job, rockstar! We are almost there. One final step and you will be ready to go. Add the dishes inside the categories (if defined) and a description or quantity if you have one. List the price and you are good to go!
You can re-order the categories and dishes as you please.

Steaks

Would you like to add more dishes?

Too many guests in house? Pause online reservations

Designed by Hospitality Digital GmbH. All rights reserved.

FAQ | Terms of use | Imprint | Data Privacy

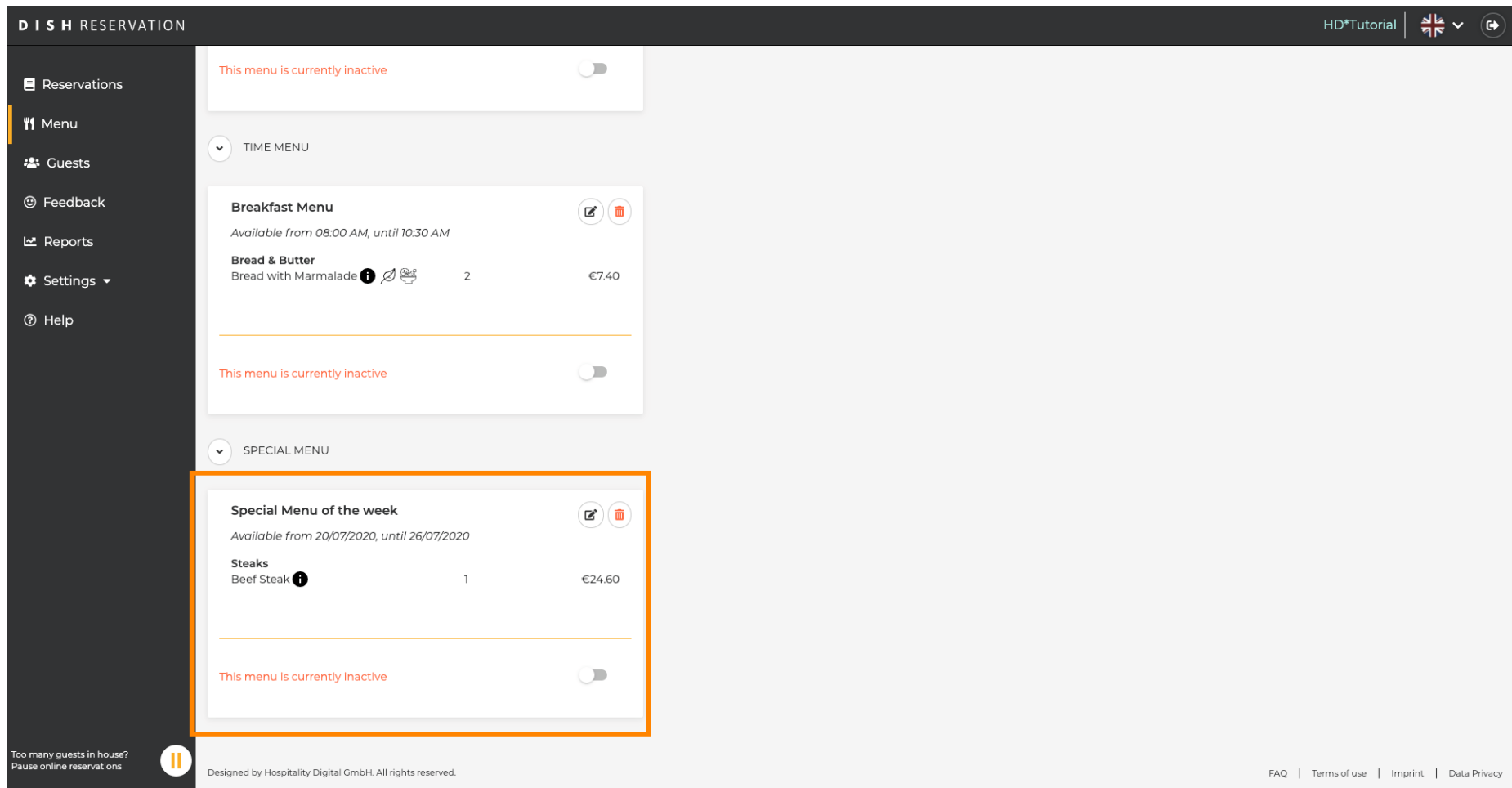


Questo è tutto. Hai fatto. Fare clic su **salva**.

The screenshot shows the 'DISH RESERVATION' admin interface. The top navigation bar includes 'HD*Tutorial', a language selector (UK flag), and a refresh icon. The left sidebar contains navigation links: Reservations, Menu (highlighted), Guests, Feedback, Reports, Settings, and Help. The main content area is titled 'Give it a title:' with the input 'Special Menu of the week'. Below this is 'Step 2: Define categories' with instructions to list categories like Appetizers, Soft drinks, Cocktails, and Main Course. There are two input fields for categories, one containing 'Steaks'. A section asks 'Would you like to add more categories?' with an 'ADD' button and a checkbox for 'My Menu doesn't have categories!'. 'Step 3: Add dishes' follows, with instructions to add dishes with descriptions and prices. A table for 'Steaks' is shown with one row: 'Beef Steak', 'Beef Steak', 'Select Diet', '1', '24,60', and action icons (trash, up, down). Another 'ADD' button is present. A large orange 'SAVE' button is at the bottom right. The footer contains a status indicator 'Too many guests in house? Pause online reservations', a copyright notice '© 2020 - 2022 Hospitality Digital GmbH', and links for 'FAQ | Terms of use | Imprint | Data Privacy'.



Il nuovo **menu** verrà ora visualizzato nella **dashboard**. Nota: i menu possono essere impostati attivi o inattivi, il che comporta la loro visualizzazione per l'ospite o meno.



The screenshot shows the 'DISH RESERVATION' administration interface. On the left is a dark sidebar with navigation options: Reservations, Menu, Guests, Feedback, Reports, Settings, and Help. The main content area is titled 'HD*Tutorial' and shows two menu categories: 'TIME MENU' and 'SPECIAL MENU'. Each category has a toggle switch labeled 'This menu is currently inactive'. Under 'TIME MENU', there is a 'Breakfast Menu' section with a sub-item 'Bread & Butter' (Bread with Marmalade) priced at €7.40. Under 'SPECIAL MENU', there is a 'Special Menu of the week' section with a sub-item 'Beef Steak' priced at €24.60. The 'Special Menu of the week' section is highlighted with an orange border. At the bottom left, there is a notification: 'Too many guests in house? Pause online reservations'. At the bottom right, there are links for 'FAQ', 'Terms of use', 'Imprint', and 'Data Privacy'.