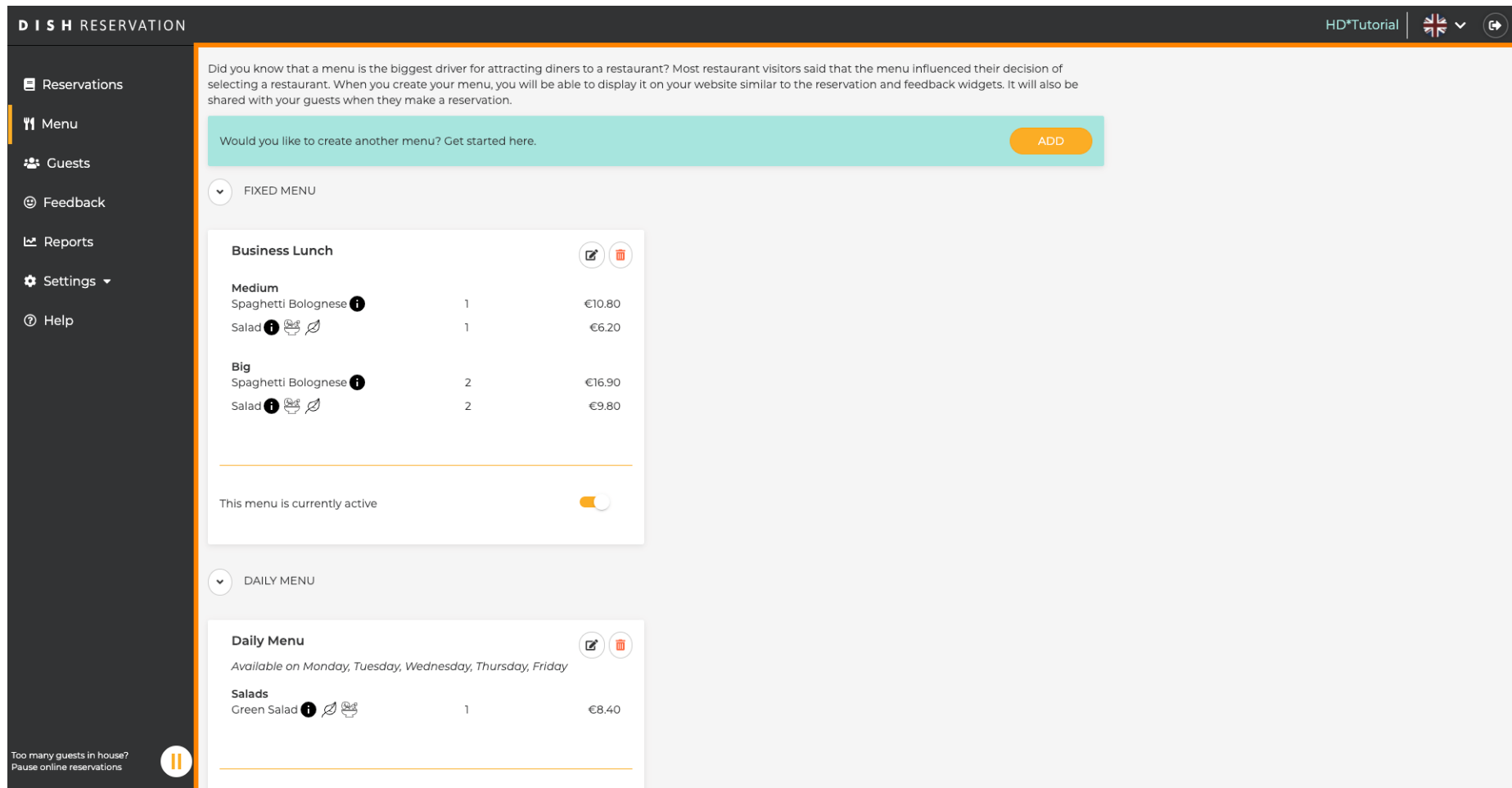




Jesteś teraz w **panelu administracyjnym** w sekcji **Menu** . Tutaj możesz tworzyć i edytować istniejące menu.













**DISH RESERVATION** HD\*Tutorial

Did you know that a menu is the biggest driver for attracting diners to a restaurant? Most restaurant visitors said that the menu influenced their decision of selecting a restaurant. When you create your menu, you will be able to display it on your website similar to the reservation and feedback widgets. It will also be shared with your guests when they make a reservation.

Would you like to create another menu? Get started here. [ADD](#)



FIXED MENU

**Business Lunch**  




Item	Quantity	Price
<b>Medium</b>		
Spaghetti Bolognese 	1	€10.80
Salad   	1	€6.20
<b>Big</b>		
Spaghetti Bolognese 	2	€16.90
Salad   	2	€9.80


This menu is currently active

DAILY MENU

**Daily Menu**  

Available on Monday, Tuesday, Wednesday, Thursday, Friday

Item	Quantity	Price
<b>Salads</b>		
Green Salad   	1	€8.40

Too many guests in house? Pause online reservations 



Kliknij **dodaj** , aby dodać nowe menu.

DISH RESERVATION
HD\*Tutorial

- Reservations
- Menu
- Guests
- Feedback
- Reports
- Settings ▾
- Help

Too many guests in house?  
 Pause online reservations

Did you know that a menu is the biggest driver for attracting diners to a restaurant? Most restaurant visitors said that the menu influenced their decision of selecting a restaurant. When you create your menu, you will be able to display it on your website similar to the reservation and feedback widgets. It will also be shared with your guests when they make a reservation.

Would you like to create another menu? Get started here. ADD

▼ FIXED MENU

**Business Lunch**

**Medium**

Spaghetti Bolognese	1	€10.80
Salad	1	€6.20

**Big**

Spaghetti Bolognese	2	€16.90
Salad	2	€9.80

---

This menu is currently active

▼ DAILY MENU

**Daily Menu**

*Available on Monday, Tuesday, Wednesday, Thursday, Friday*

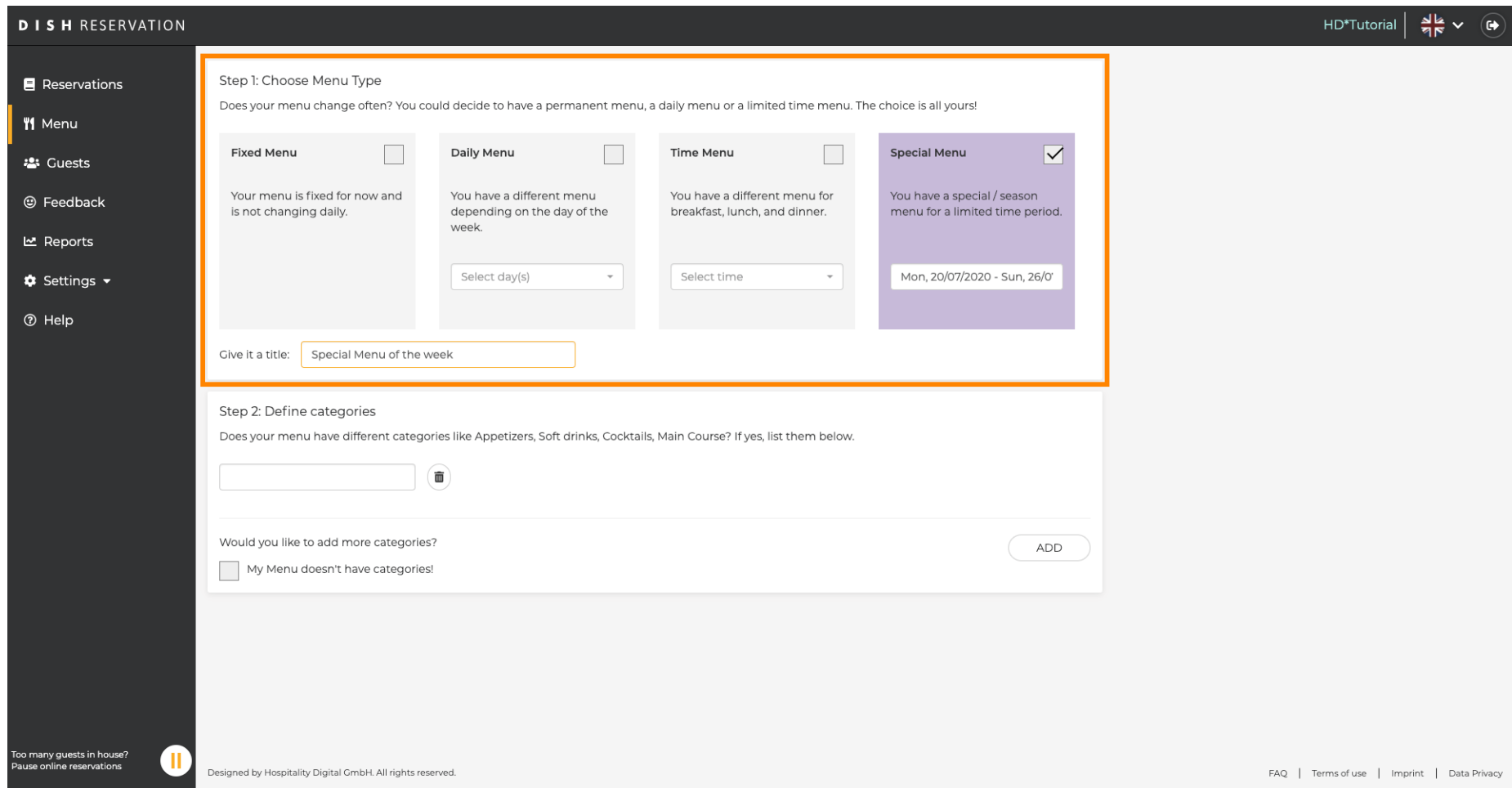
**Salads**



Green Salad	1	€8.40
-------------	---	-------








---



Kliknij **Menu specjalne**, aby je dodać, wybierz okres **czasu**, w którym menu ma zastosowanie i wpisz w **tytule** nowego menu.



**DISH RESERVATION** HD\*Tutorial |  | 


-  Reservations
-  **Menu**
-  Guests
-  Feedback
-  Reports
-  Settings ▾
-  Help

**Step 1: Choose Menu Type**  
Does your menu change often? You could decide to have a permanent menu, a daily menu or a limited time menu. The choice is all yours!

<p><b>Fixed Menu</b> <input type="checkbox"/></p> <p>Your menu is fixed for now and is not changing daily.</p>	<p><b>Daily Menu</b> <input type="checkbox"/></p> <p>You have a different menu depending on the day of the week.</p> <p>Select day(s) ▾</p>	<p><b>Time Menu</b> <input type="checkbox"/></p> <p>You have a different menu for breakfast, lunch, and dinner.</p> <p>Select time ▾</p>	<p><b>Special Menu</b> <input checked="" type="checkbox"/></p> <p>You have a special / season menu for a limited time period.</p> <p>Mon, 20/07/2020 - Sun, 26/07</p>
--	---	--	---

Give it a title:


**Step 2: Define categories**  
Does your menu have different categories like Appetizers, Soft drinks, Cocktails, Main Course? If yes, list them below.



---

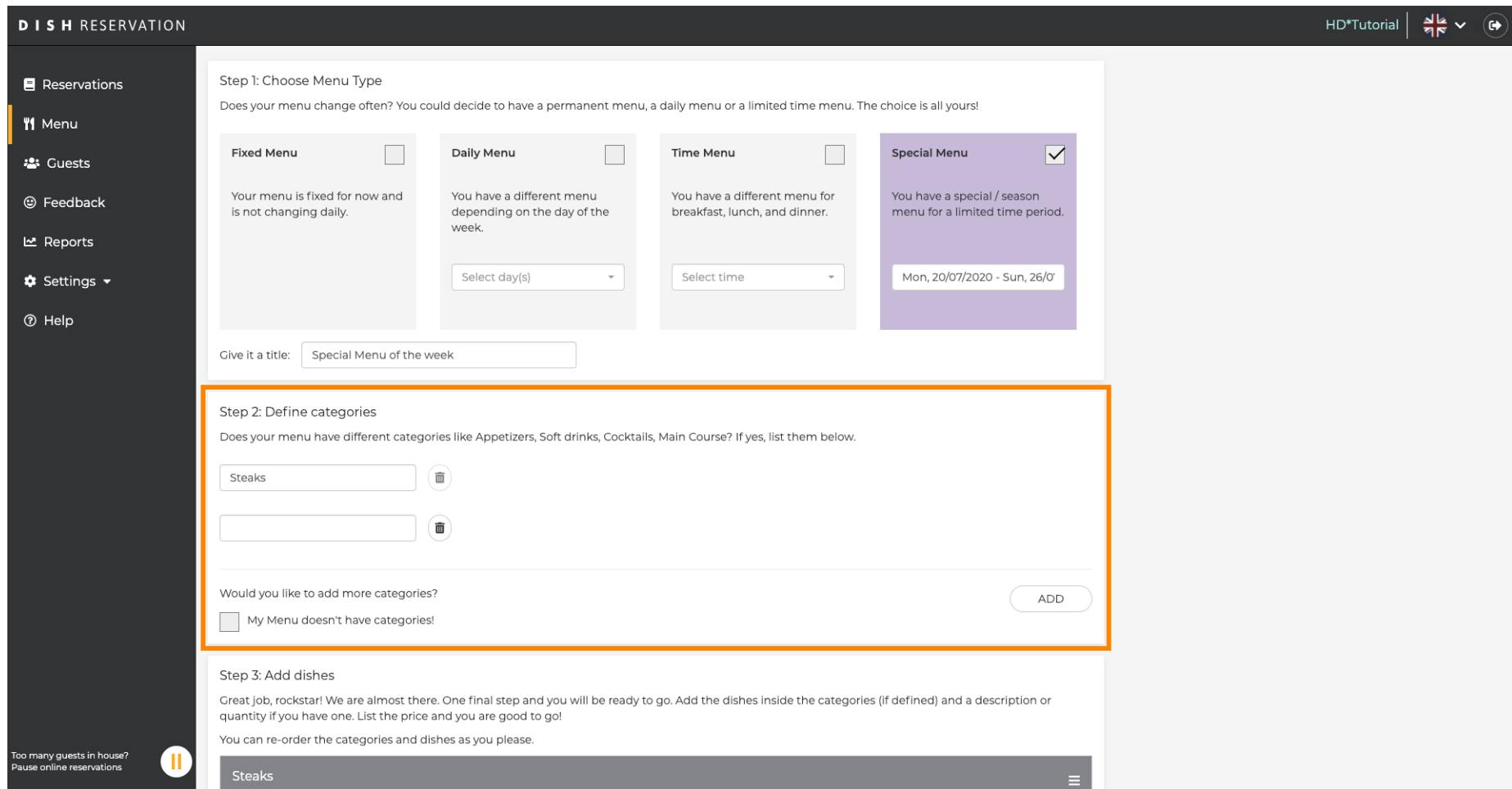
Would you like to add more categories? ADD

My Menu doesn't have categories!

Too many guests in house? Pause online reservations 
Designed by Hospitality Digital GmbH. All rights reserved. [FAQ](#) | [Terms of use](#) | [Imprint](#) | [Data Privacy](#)



W obszarze **Zdefiniuj kategorie** do nowego menu można dodać wiele kategorii. Uwaga: Jeśli menu nie należy do kategorii, kliknij „Moje menu nie ma kategorii!”



**DISH RESERVATION** HD\*Tutorial

**Reservations**  
**Menu**  
 Guests  
 Feedback  
 Reports  
 Settings  
 Help

**Step 1: Choose Menu Type**  
 Does your menu change often? You could decide to have a permanent menu, a daily menu or a limited time menu. The choice is all yours!

**Fixed Menu**  
 Your menu is fixed for now and is not changing daily.

**Daily Menu**  
 You have a different menu depending on the day of the week.  
 Select day(s)

**Time Menu**  
 You have a different menu for breakfast, lunch, and dinner.  
 Select time

**Special Menu**  
 You have a special / season menu for a limited time period.  
 Mon, 20/07/2020 - Sun, 26/07

Give it a title: Special Menu of the week

**Step 2: Define categories**  
 Does your menu have different categories like Appetizers, Soft drinks, Cocktails, Main Course? If yes, list them below.

Steaks

Would you like to add more categories?

My Menu doesn't have categories!

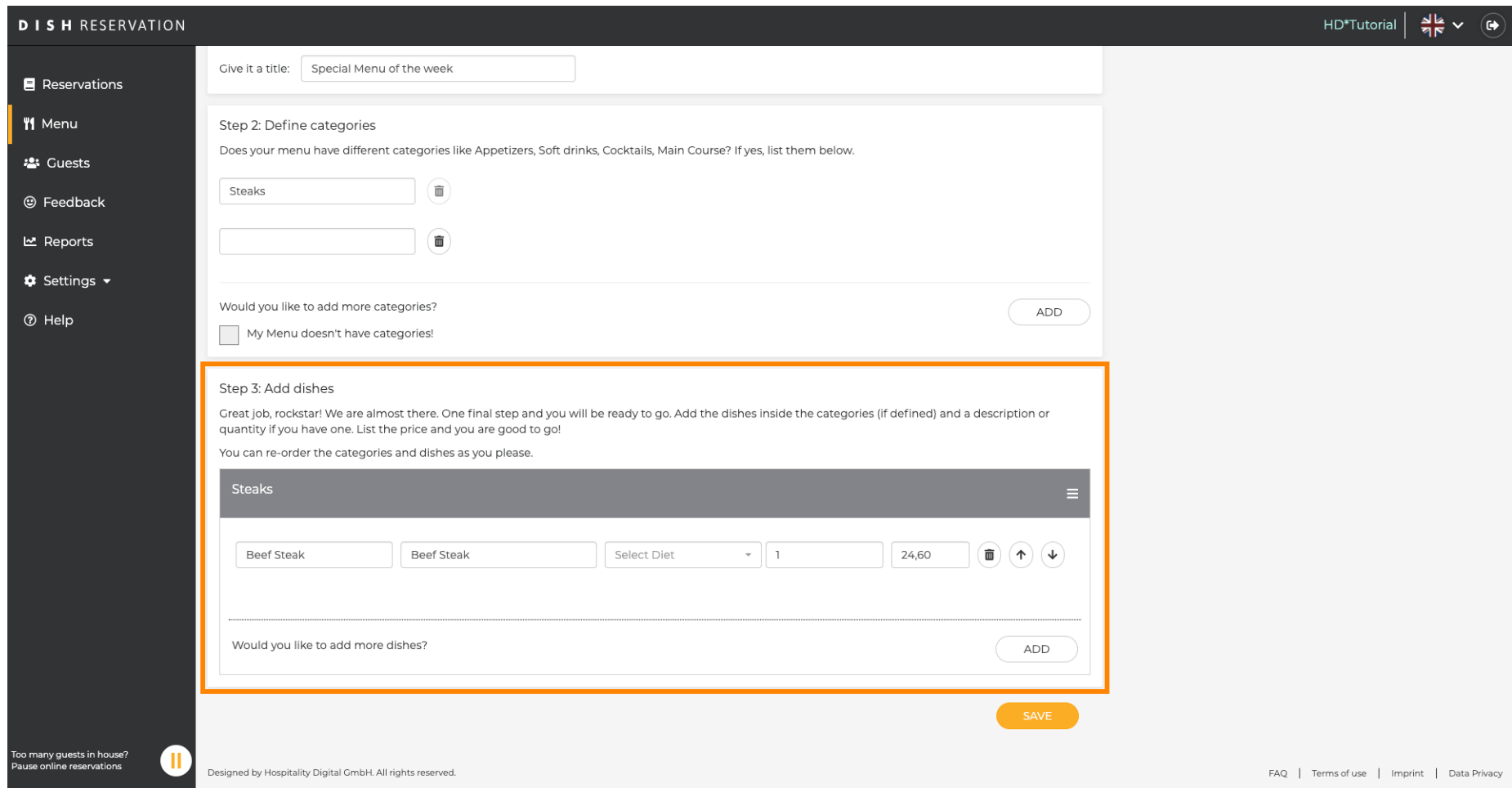
**Step 3: Add dishes**  
 Great job, rockstar! We are almost there. One final step and you will be ready to go. Add the dishes inside the categories (if defined) and a description or quantity if you have one. List the price and you are good to go!  
 You can re-order the categories and dishes as you please.

Steaks

Too many guests in house? Pause online reservations



W sekcji dodaj **dania** dodajesz dania do nowego menu. Wprowadź następujące informacje: nazwa dania, opis dania, dieta, ilość i cena.



The screenshot shows the 'DISH RESERVATION' admin interface. The left sidebar contains navigation options: Reservations, Menu, Guests, Feedback, Reports, Settings, and Help. The main content area is titled 'Special Menu of the week' and is divided into three steps:

- Step 2: Define categories**: Includes a text input for 'Give it a title:' (filled with 'Special Menu of the week'), a list of categories (currently 'Steaks'), and an 'ADD' button.
- Step 3: Add dishes**: This section is highlighted with an orange border. It contains instructions: 'Great job, rockstar! We are almost there. One final step and you will be ready to go. Add the dishes inside the categories (if defined) and a description or quantity if you have one. List the price and you are good to go! You can re-order the categories and dishes as you please.' Below this, there is a table for adding dishes:
 

Steaks					
Beef Steak	Beef Steak	Select Diet	1	24,60	[trash] [up] [down]

 At the bottom of this section is an 'ADD' button.

At the bottom of the main content area is a large orange 'SAVE' button. The footer includes a notification 'Too many guests in house? Pause online reservations', a logo, and the text 'Designed by Hospitality Digital GmbH. All rights reserved.' along with links for 'FAQ | Terms of use | Imprint | Data Privacy'.



Otóż to. Skończyłeś. Kliknij **Zapisz**.

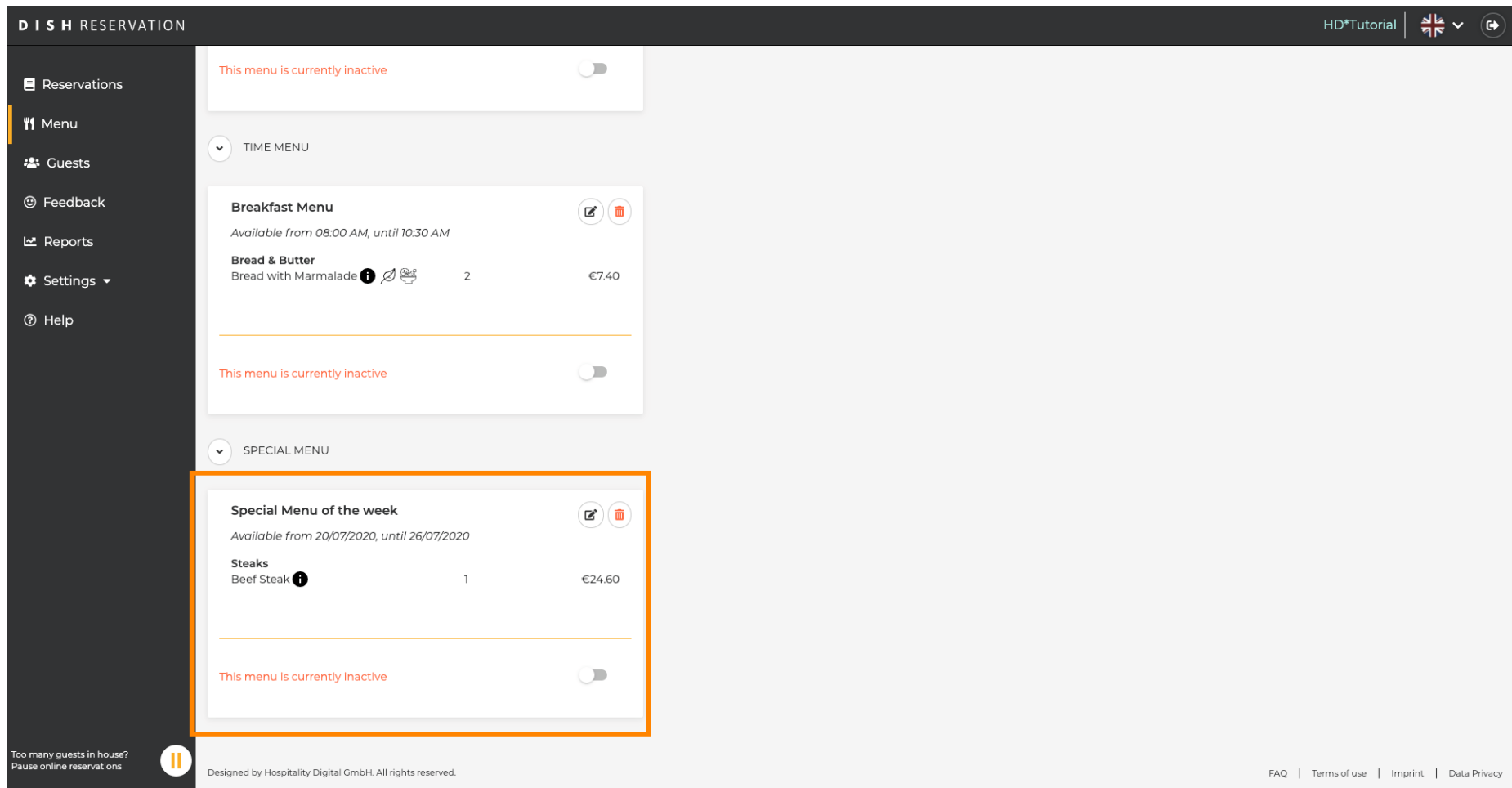
The screenshot shows the 'DISH RESERVATION' admin interface. On the left is a dark sidebar with navigation options: Reservations, Menu (highlighted), Guests, Feedback, Reports, Settings, and Help. The main content area is titled 'Special Menu of the week' and is divided into three steps:

- Step 2: Define categories**: A section asking if the menu has different categories. It shows two input fields, one containing 'Steaks' and another empty. Each field has a trash icon to its right. Below the fields is a question 'Would you like to add more categories?' with an 'ADD' button and a checkbox labeled 'My Menu doesn't have categories!'.
- Step 3: Add dishes**: A section with instructions: 'Great job, rockstar! We are almost there. One final step and you will be ready to go. Add the dishes inside the categories (if defined) and a description or quantity if you have one. List the price and you are good to go! You can re-order the categories and dishes as you please.' It features a table for the 'Steaks' category with one row: 'Beef Steak' in the name field, 'Beef Steak' in the description field, 'Select Diet' in a dropdown menu, '1' in the quantity field, and '24,60' in the price field. There are trash, up, and down arrow icons to the right of the price. Below the table is another 'ADD' button.

At the bottom right of the main content area is a large orange 'SAVE' button. The footer contains a status indicator 'Too many guests in house? Pause online reservations', a copyright notice '© 2020 - 2022 Hospitality Digital GmbH. All rights reserved.', and links for 'FAQ | Terms of use | Imprint | Data Privacy'.



Nowe **menu** będzie teraz wyświetlane na **desce rozdzielczej**. Uwaga: Menu można ustawić jako aktywne lub nieaktywne, co skutkuje wyświetlaniem ich dla gościa lub nie.



The screenshot shows the DISH Reservation admin interface. On the left is a dark sidebar with navigation options: Reservations, Menu, Guests, Feedback, Reports, Settings, and Help. The main content area is titled 'DISH RESERVATION' and includes a user profile 'HD\*Tutorial' with a language selector (UK flag) and a refresh icon.

The menu management section is divided into two categories:

- TIME MENU**: Contains a 'Breakfast Menu' which is currently inactive. It is available from 08:00 AM to 10:30 AM. A single item, 'Bread & Butter' (Bread with Marmalade), is listed with a quantity of 2 and a price of €7.40.
- SPECIAL MENU**: Contains a 'Special Menu of the week' which is also currently inactive. It is available from 20/07/2020 to 26/07/2020. A single item, 'Beef Steak', is listed with a quantity of 1 and a price of €24.60.

Each menu card has a toggle switch to activate or deactivate it. The 'Special Menu of the week' card is highlighted with an orange border. At the bottom left, there is a notification: 'Too many guests in house? Pause online reservations'. At the bottom right, there are links for 'FAQ', 'Terms of use', 'Imprint', and 'Data Privacy'. The footer text reads: 'Designed by Hospitality Digital GmbH. All rights reserved.'