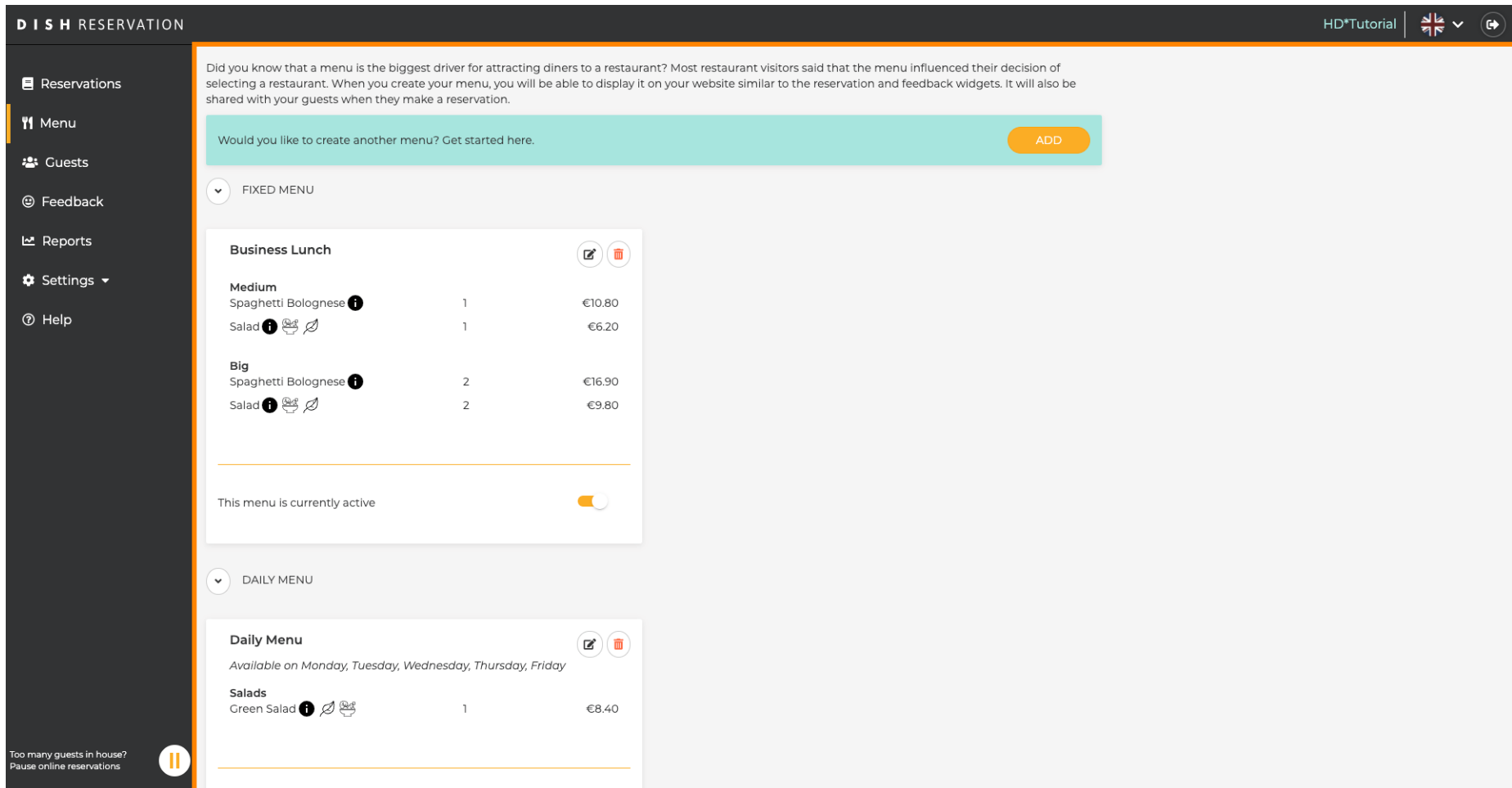




Artık **Menü** bölümünün altındaki **Yönetici Panelindesiniz** . Burada mevcut menüleri oluşturabilir ve düzenleyebilirsiniz.



The screenshot displays the DISH Reservation Manager interface. The left sidebar contains navigation options: Reservations, Menu, Guests, Feedback, Reports, Settings, and Help. The main content area is titled "DISH RESERVATION" and includes a header with "HD*Tutorial" and a language selector. A teal banner asks, "Would you like to create another menu? Get started here." with an "ADD" button. Below this, the "FIXED MENU" section is expanded, showing a "Business Lunch" menu. This menu is currently active, as indicated by a toggle switch. The menu items are:

Item	Quantity	Price
Medium		
Spaghetti Bolognese	1	€10.80
Salad	1	€6.20
Big		
Spaghetti Bolognese	2	€16.90
Salad	2	€9.80



Below the "Business Lunch" menu, there is a "DAILY MENU" section. The "Daily Menu" is currently active and available on Monday, Tuesday, Wednesday, Thursday, and Friday. The menu items are:

Item	Quantity	Price
Salads		
Green Salad	1	€8.40

At the bottom left, there is a notification: "Too many guests in house? Pause online reservations" with a pause icon.



Yeni bir menü **eklemek** için ekle'ye tıklayın .

DISH RESERVATION HD*Tutorial  

Reservations

Menu


Guests

Feedback

Reports

Settings



Help

Too many guests in house?
Pause online reservations 




Did you know that a menu is the biggest driver for attracting diners to a restaurant? Most restaurant visitors said that the menu influenced their decision of selecting a restaurant. When you create your menu, you will be able to display it on your website similar to the reservation and feedback widgets. It will also be shared with your guests when they make a reservation.

Would you like to create another menu? Get started here. [ADD](#)




FIXED MENU

Business Lunch  

Medium



Spaghetti Bolognese 	1	€10.80
Salad  	1	€6.20

Big

Spaghetti Bolognese 	2	€16.90
Salad  	2	€9.80



This menu is currently active

DAILY MENU

Daily Menu  



Available on Monday, Tuesday, Wednesday, Thursday, Friday

Salads

Green Salad  	1	€8.40
---	---	-------



Ekleme için **Özel Menü'ye** tıklayın , menünün uygulanacağı **zaman aralığını** seçin ve yeni menünün **başlığını** yazın.

DISH RESERVATION HD*Tutorial |  | 

Reservations
Menu
Guests
Feedback
Reports
Settings
Help


Step 1: Choose Menu Type
Does your menu change often? You could decide to have a permanent menu, a daily menu or a limited time menu. The choice is all yours!

Fixed Menu <input type="checkbox"/> Your menu is fixed for now and is not changing daily.	Daily Menu <input type="checkbox"/> You have a different menu depending on the day of the week. <input type="text" value="Select day(s)"/>	Time Menu <input type="checkbox"/> You have a different menu for breakfast, lunch, and dinner. <input type="text" value="Select time"/>	Special Menu <input checked="" type="checkbox"/> You have a special / season menu for a limited time period. <input type="text" value="Mon, 20/07/2020 - Sun, 26/07"/>
---	---	--	---

Give it a title:

Step 2: Define categories
Does your menu have different categories like Appetizers, Soft drinks, Cocktails, Main Course? If yes, list them below.

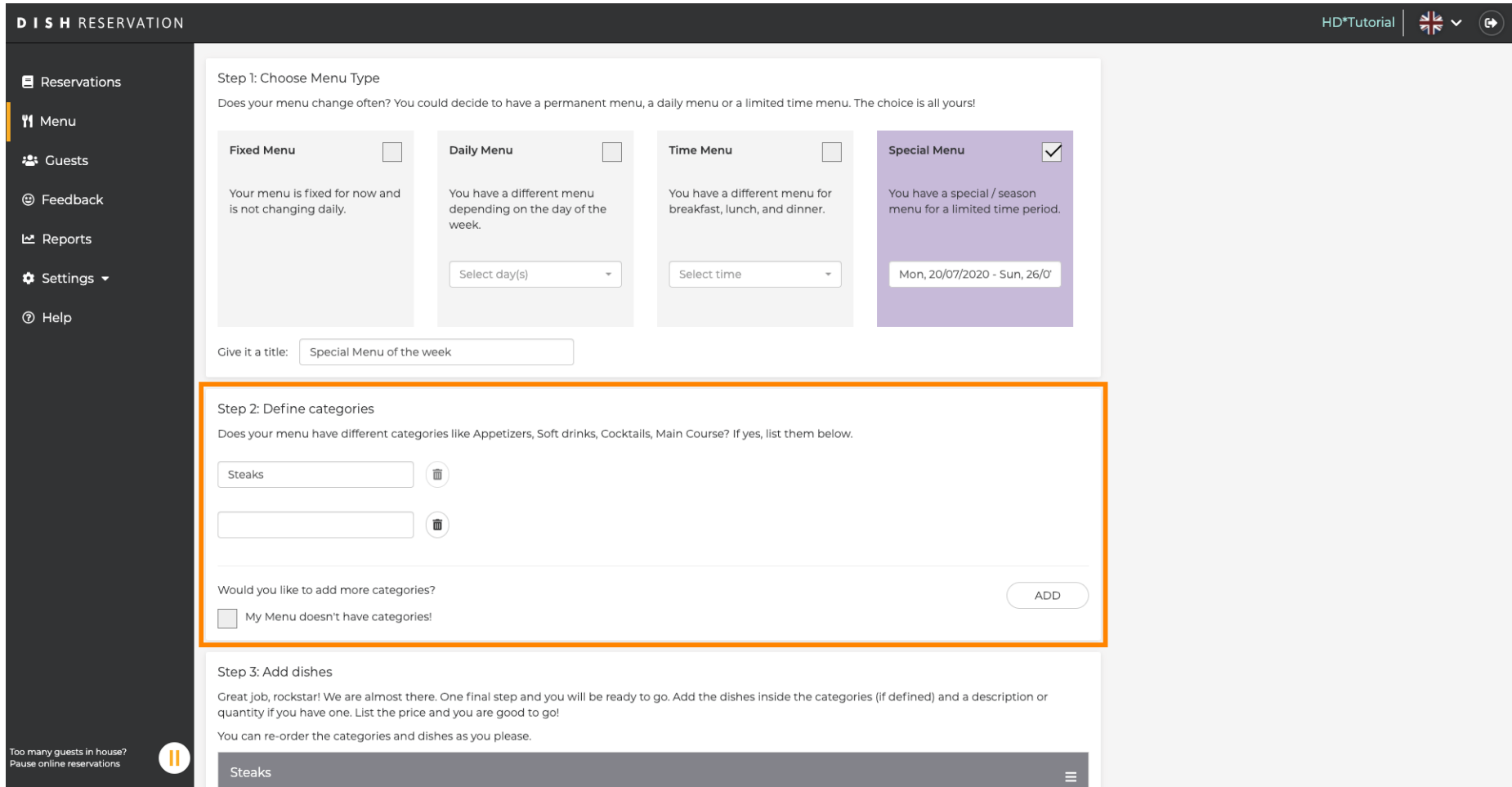
Would you like to add more categories?
 My Menu doesn't have categories!

Too many guests in house? Pause online reservations 

Designed by Hospitality Digital GmbH. All rights reserved. FAQ | Terms of use | Imprint | Data Privacy



Kategorileri Tanımla altında , yeni menüye birden çok kategori eklenebilir. Not: Menü bir kategoriye ait değilse, "Menümde kategori yok!" seçeneğine tıklayın.





The screenshot displays the 'DISH RESERVATION' admin panel interface. The left sidebar contains navigation options: Reservations, Menu, Guests, Feedback, Reports, Settings, and Help. The main content area is divided into three steps:

- Step 1: Choose Menu Type**: A form where the user selects a menu type. The 'Special Menu' option is selected with a checkmark. Below the selection, there are input fields for 'Select day(s)' and 'Select time'. The 'Special Menu' section shows a date range: 'Mon, 20/07/2020 - Sun, 26/07'. A title field contains 'Special Menu of the week'.
- Step 2: Define categories**: A section where the user can define menu categories. It shows two input fields, one containing 'Steaks' and another empty. Each field has a trash icon to its right. Below the input fields, there is a question: 'Would you like to add more categories?' with an 'ADD' button. A checkbox option 'My Menu doesn't have categories!' is also present.
- Step 3: Add dishes**: A section where the user can add dishes to the menu. It includes instructions: 'Great job, rockstar! We are almost there. One final step and you will be ready to go. Add the dishes inside the categories (if defined) and a description or quantity if you have one. List the price and you are good to go!' and 'You can re-order the categories and dishes as you please.' Below this, there is a list of categories, with 'Steaks' visible.

At the bottom left, there is a notification: 'Too many guests in house? Pause online reservations' with a pause icon.



Yemek ekle altında , yeni menüye yemekler eklersiniz. Şu bilgileri girin: yemek adı, yemek tanımı, diyet, miktar ve fiyat.

DISH RESERVATION HD*Tutorial |  

Reservations

Menu

Guests

Feedback

Reports


Settings


Help

Give it a title:

Step 2: Define categories

Does your menu have different categories like Appetizers, Soft drinks, Cocktails, Main Course? If yes, list them below.






Would you like to add more categories?




My Menu doesn't have categories!

Step 3: Add dishes


Great job, rockstar! We are almost there. One final step and you will be ready to go. Add the dishes inside the categories (if defined) and a description or quantity if you have one. List the price and you are good to go!

You can re-order the categories and dishes as you please.

Steaks 

Would you like to add more dishes?

Too many guests in house?
Pause online reservations 

Designed by Hospitality Digital GmbH. All rights reserved.

[FAQ](#) | [Terms of use](#) | [Imprint](#) | [Data Privacy](#)



Bu kadar. Bitirdiniz. **Kaydet'e** tıklayın .

DISH RESERVATION HD*Tutorial 🇬🇧 🔍

- Reservations
- Menu**
- Guests
- Feedback
- Reports
- Settings
- Help

Give it a title:

Step 2: Define categories
Does your menu have different categories like Appetizers, Soft drinks, Cocktails, Main Course? If yes, list them below.

Would you like to add more categories?

My Menu doesn't have categories!

Step 3: Add dishes
Great job, rockstar! We are almost there. One final step and you will be ready to go. Add the dishes inside the categories (if defined) and a description or quantity if you have one. List the price and you are good to go!
You can re-order the categories and dishes as you please.

Steaks

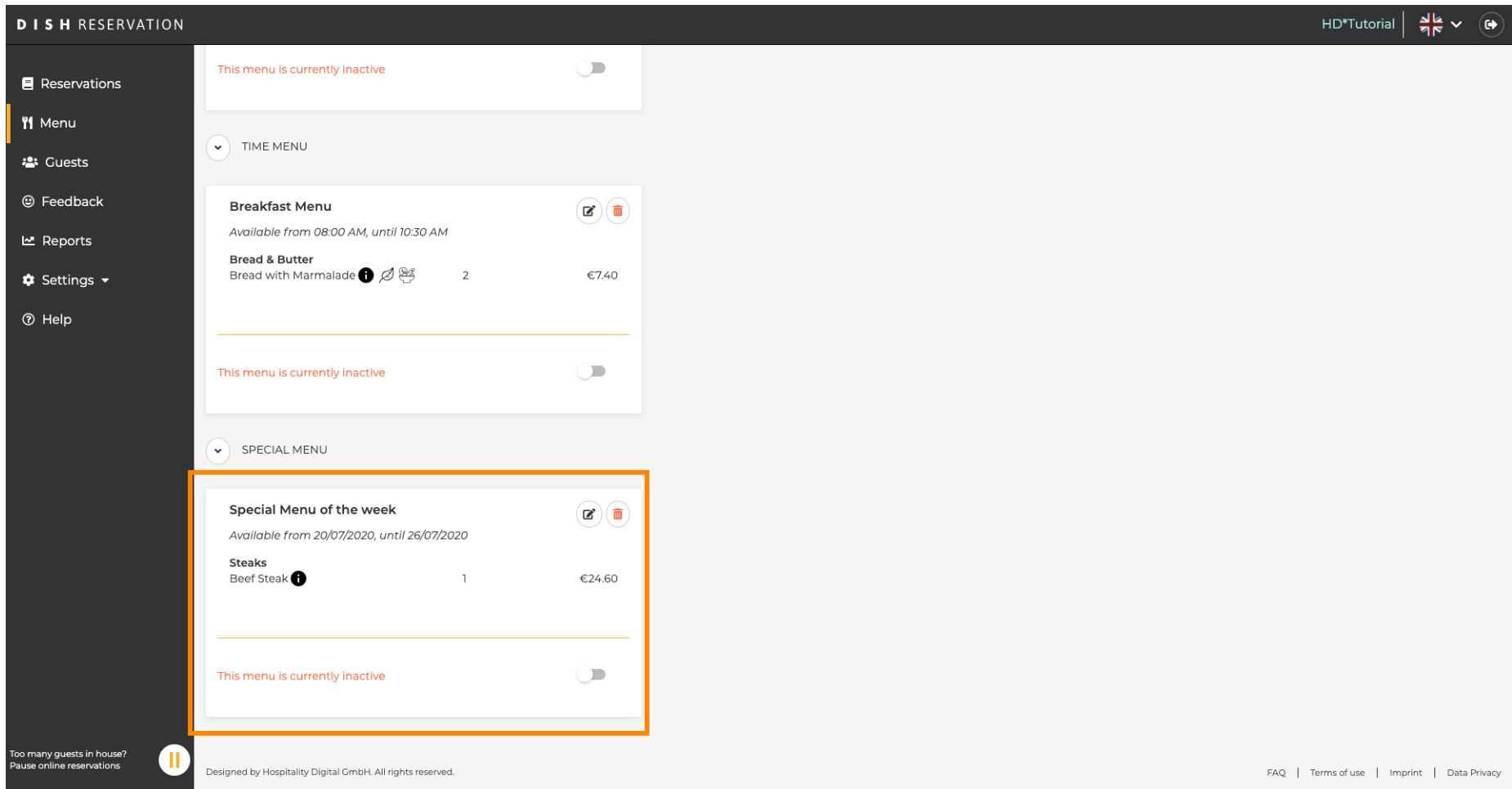
Would you like to add more dishes?

Too many guests in house?
Pause online reservations

Designed by Hospitality Digital GmbH. All rights reserved. FAQ | Terms of use | Imprint | Data Privacy



Yeni **menü** şimdi **gösterge tablosunda** görüntülenecektir . Not: Menüler aktif veya pasif olarak ayarlanabilir , bu da konuk için görüntülenip görüntülenmemesiyle sonuçlanır.



The screenshot displays the DISH Reservation management interface. The left sidebar contains navigation options: Reservations, Menu, Guests, Feedback, Reports, Settings, and Help. The main content area shows a list of menu items, each with a toggle switch to indicate its active status. The 'Special Menu of the week' is highlighted with an orange border.

Menu Item	Quantity	Price	Status
Breakfast Menu			Inactive
TIME MENU			
Breakfast Menu			Inactive
Available from 08:00 AM, until 10:30 AM			
Bread & Butter			
Bread with Marmalade	2	€7.40	
Special Menu of the week			
Special Menu of the week			Inactive
Available from 20/07/2020, until 26/07/2020			
Steaks			
Beef Steak	1	€24.60	