












U bevindt zich nu in het **beheerdersdashboard** onder de sectie **Rapporten**. Hier kunt u een breed scala aan rapporten over reserveringen en gasten bekijken.

DISH RESERVATION
Liebe Gäste, Wir renovieren für Sie.  

-  Reservations
-  Menu
-  Guests
-  Feedback
-  Reports
-  Settings
-  Help


Dashboard
Insights


Summary Reservations Guests

	Jan	Feb	Mar	Apr	May	Jun	Jul	Aug	Sep	Oct	Nov	Dec
2018						20	42	29	71	86	81	140
2019	82	122	112	101	113	73	89	64	125	139	153	165
2020	101	103	38	2	9	3	6	0	0	0	0	0

FEWER RESERVATIONS MORE RESERVATIONS

Average Rating

Food & Drinks: 4.6 


Service: 4.5 


Best performance

December 31, 2018

24 reservations, 79 guests

Guest Opinion


Value for Money: 100.0% 

Would Recommend: 100.0% 

No Show Rate

0%

from 0% in the last month

Too many guests in house?
Pause online reservations 

Designed by Hospitality Digital GmbH. All rights reserved.

[FAQ](#) | [Terms of use](#) | [Imprint](#) | [Data Privacy](#)



Klik op **reserveringen** om een overzicht te zien van hoeveel reserveringen u gedurende de jaren per maand heeft ontvangen. Gemiddelde beoordeling, beste prestatie, mening van gasten en het no-showpercentage worden ook weergegeven.

DISH RESERVATION
Liebe Gäste, Wir renovieren für Sie.

- Reservations
- Menu
- Guests
- Feedback
- Reports
- Settings ▾
- Help

Dashboard
Insights

Reservations

Guests

Summary

	Jan	Feb	Mar	Apr	May	Jun	Jul	Aug	Sep	Oct	Nov	Dec
2018						20	42	29	71	86	81	140
2019	82	122	112	101	113	73	89	64	125	139	153	165
2020	101	103	38	2	9	3	6	0	0	0	0	0

FEWER RESERVATIONS MORE RESERVATIONS

Average Rating

Food & Drinks: 4.6

Service: 4.5

Best performance

December 31, 2018

24 reservations, 79 guests

Guest Opinion

Value for Money: 100.0%

Would Recommend: 100.0%

No Show Rate

0%

from 0% in the last month

Too many guests in house?
Pause online reservations

Designed by Hospitality Digital GmbH. All rights reserved.

[FAQ](#) | [Terms of use](#) | [Imprint](#) | [Data Privacy](#)



Klik op **gasten** om een overzicht te zien van hoeveel gasten u in de loop van de jaren per maand hebben bezocht. Gemiddelde beoordeling, beste prestatie, mening van gasten en het no-showpercentage worden ook weergegeven.

DISH RESERVATION
Liebe Gäste, Wir renovieren für Sie.

Dashboard
Insights

- Reservations
- Menu
- Guests
- Feedback
- Reports
- Settings
- Help

Reservations
Guests

	Jan	Feb	Mar	Apr	May	Jun	Jul	Aug	Sep	Oct	Nov	Dec
2018						20	42	29	71	86	81	140
2019	82	122	112	101	113	73	89	64	125	139	153	165
2020	101	103	38	2	9	3	6	0	0	0	0	0

FEWER RESERVATIONS MORE RESERVATIONS

Average Rating

Food & Drinks: 4.6

Service: 4.5

Best performance

December 31, 2018

24 reservations, 79 guests

Guest Opinion

Value for Money: 100.0%

Would Recommend: 100.0%

No Show Rate

0%

from 0% in the last month

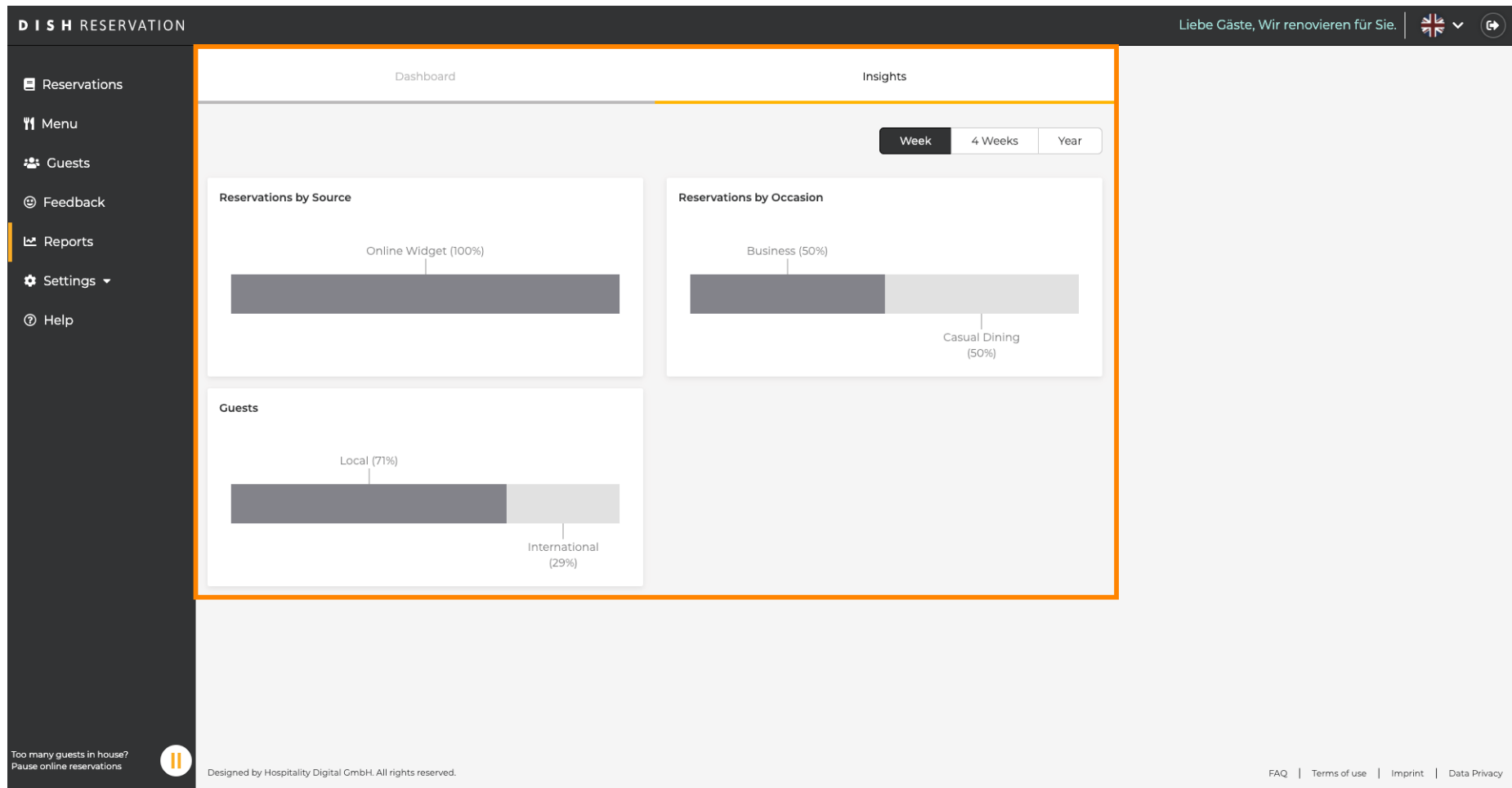
Too many guests in house?
Pause online reservations



Designed by Hospitality Digital GmbH. All rights reserved.

[FAQ](#) | [Terms of use](#) | [Imprint](#) | [Data Privacy](#)



Door te klikken op **inzichten** informatie over de **bron van reservering**, worden **gelegenheid** e **gasten** weergegeven. Opmerking: deze inzichten kunnen worden gesegmenteerd per week, 4 weken per jaar.



DISH RESERVATION | Liebe Gäste, Wir renovieren für Sie.  

Insights | Week | 4 Weeks | Year

Reservations by Source


Source	Percentage
Online Widget	100%

Reservations by Occasion

Occasion	Percentage
Business	50%
Casual Dining	50%

Guests

Guest Type	Percentage
Local	71%
International	29%

Too many guests in house? Pause online reservations 

Designed by Hospitality Digital GmbH. All rights reserved. FAQ | Terms of use | Imprint | Data Privacy