



















Nyní jste v **administračním panelu** v sekci **Nastavení**. Zde můžete upravit, jak má být rezervace spravována. Buď u **sedadel** nebo u **stolu**.

**D I S H** RESERVATION
HD\*Tutorial  

-  Reservations
-  Menu
-  Guests
-  Feedback
-  Reports
-  Settings ▼
-  Hours
-  Reservations
-  Tables/Seats
-  Offers
-  Notifications
-  Account
-  Help


If you choose to use seats-based setup, reservations will be managed according to the total number of seats available. If you choose table-based setup, all reservations will be assigned one or more tables automatically. You will have the possibility to modify the automatically assigned tables. Only you can see the assigned tables. Your guests are not shown tables during the reservation process.

You are using table-based setup

**Area(s)** 


If your establishment has multiple areas or rooms, you may want to define an area before you start assigning tables to it. e.g.: Indoor, Outdoor, Bar, Lounge, etc. Your active areas are listed below:

**indoor**

**Table(s)** 

Tables are assigned to specific areas. When you pause a whole area, all tables assigned to that area will be paused. This may make some of your future reservations invalid. Don't worry, you can just move them to other available table(s).

Table Name	Seats (6)	Area Name	Status
A	4	indoor	Active
B	2	indoor	Active

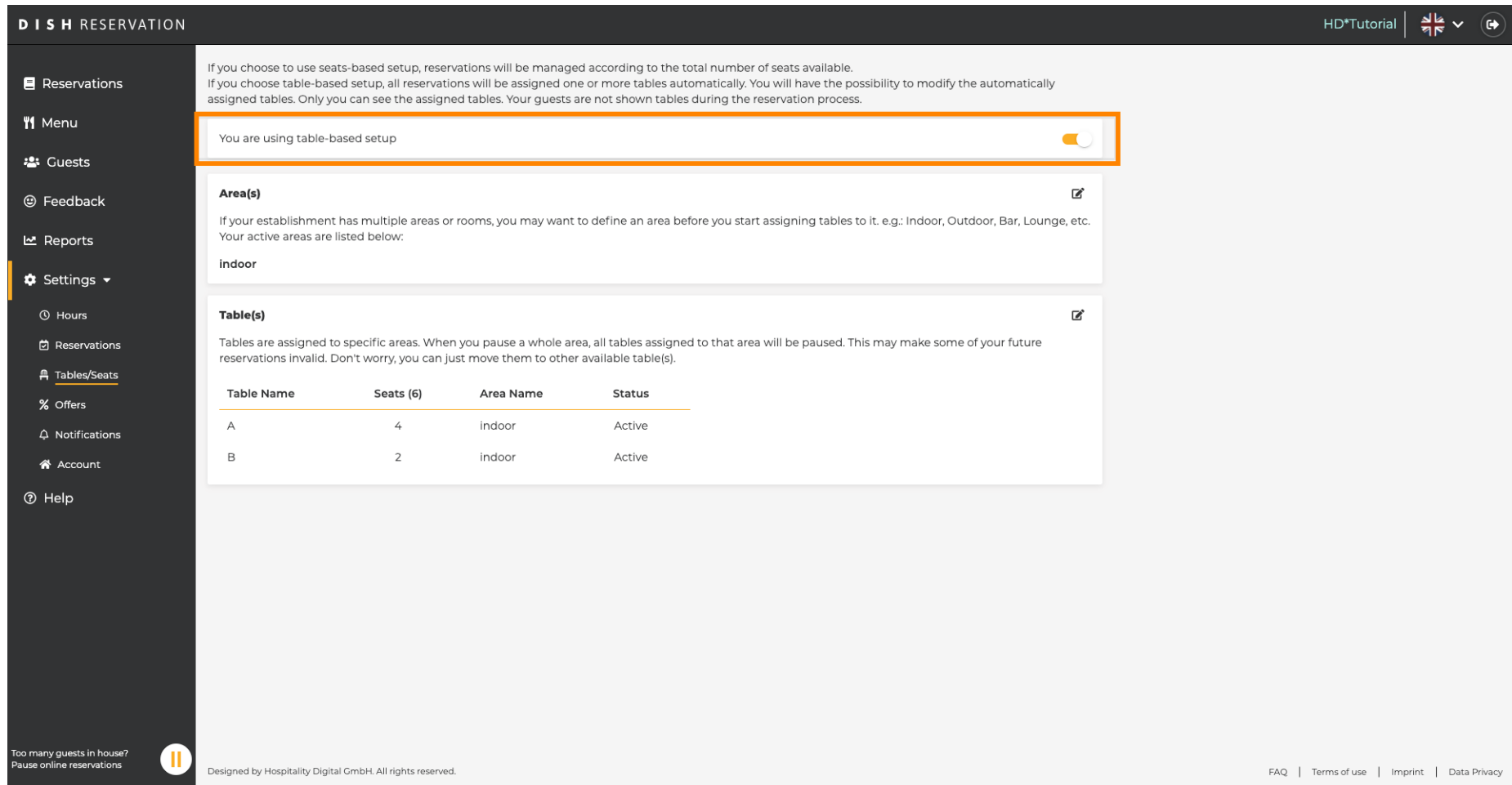
Too many guests in house?  
Pause online reservations 



Designed by Hospitality Digital GmbH. All rights reserved.














[FAQ](#) | [Terms of use](#) | [Imprint](#) | [Data Privacy](#)



Vyberte si mezi nastavením u stolu a sedadel pomocí určeného **přepínače** . Poznámka: Nastavení u stolu automaticky přiřadí rezervace ke stolům. Nastavení na základě sedadel bude spravovat rezervace týkající se celkového počtu dostupných sedadel.




**DISH RESERVATION** HD\*Tutorial |  | 

-  Reservations
-  Menu
-  Guests
-  Feedback
-  Reports
-  Settings ▾
-  Hours
-  Reservations
-  **Tables/Seats**
-  Offers
-  Notifications
-  Account
-  Help


If you choose to use seats-based setup, reservations will be managed according to the total number of seats available.  
If you choose table-based setup, all reservations will be assigned one or more tables automatically. You will have the possibility to modify the automatically assigned tables. Only you can see the assigned tables. Your guests are not shown tables during the reservation process.

You are using table-based setup

**Area(s)** 


If your establishment has multiple areas or rooms, you may want to define an area before you start assigning tables to it. e.g.: Indoor, Outdoor, Bar, Lounge, etc.  
Your active areas are listed below:

indoor

**Table(s)** 

Tables are assigned to specific areas. When you pause a whole area, all tables assigned to that area will be paused. This may make some of your future reservations invalid. Don't worry, you can just move them to other available table(s).



Table Name	Seats (6)	Area Name	Status
A	4	indoor	Active
B	2	indoor	Active














Too many guests in house?  Pause online reservations

Designed by Hospitality Digital GmbH. All rights reserved. FAQ | Terms of use | Imprint | Data Privacy




Kliknutím na **ikonu tužky lze oblasti** snadno upravit, odstranit, přidat a nastavit jako aktivní nebo neaktivní.

DISH RESERVATION
HD\*Tutorial |  | 

-  Reservations
-  Menu
-  Guests
-  Feedback
-  Reports
-  Settings ▾
  -  Hours
  -  Reservations
  -  Tables/Seats
  -  Offers
  -  Notifications
  -  Account
  -  Help


If you choose to use seats-based setup, reservations will be managed according to the total number of seats available. If you choose table-based setup, all reservations will be assigned one or more tables automatically. You will have the possibility to modify the automatically assigned tables. Only you can see the assigned tables. Your guests are not shown tables during the reservation process.

You are using table-based setup

**Area(s)** 


If your establishment has multiple areas or rooms, you may want to define an area before you start assigning tables to it. e.g.: Indoor, Outdoor, Bar, Lounge, etc. Your active areas are listed below:

**indoor**

**Table(s)** 

Tables are assigned to specific areas. When you pause a whole area, all tables assigned to that area will be paused. This may make some of your future reservations invalid. Don't worry, you can just move them to other available table(s).

Table Name	Seats (6)	Area Name	Status
A	4	indoor	Active
B	2	indoor	Active

Too many guests in house?  
Pause online reservations 

Designed by Hospitality Digital GmbH. All rights reserved.

[FAQ](#) | [Terms of use](#) | [Imprint](#) | [Data Privacy](#)



Kliknutím na **ikonu tužky lze tabulky** snadno upravit, odstranit, přidat a nastavit jako aktivní nebo neaktivní.

DISH RESERVATION
HD\*Tutorial

- Reservations
- Menu
- Guests
- Feedback
- Reports
- Settings ▾
- Hours
- Reservations
- Tables/Seats
- Offers
- Notifications
- Account
- Help

If you choose to use seats-based setup, reservations will be managed according to the total number of seats available. If you choose table-based setup, all reservations will be assigned one or more tables automatically. You will have the possibility to modify the automatically assigned tables. Only you can see the assigned tables. Your guests are not shown tables during the reservation process.

You are using table-based setup

**Area(s)**

If your establishment has multiple areas or rooms, you may want to define an area before you start assigning tables to it. e.g.: Indoor, Outdoor, Bar, Lounge, etc. Your active areas are listed below:

**indoor**

**Table(s)**

Tables are assigned to specific areas. When you pause a whole area, all tables assigned to that area will be paused. This may make some of your future reservations invalid. Don't worry, you can just move them to other available table(s).

Table Name	Seats (6)	Area Name	Status
A	4	indoor	Active
B	2	indoor	Active

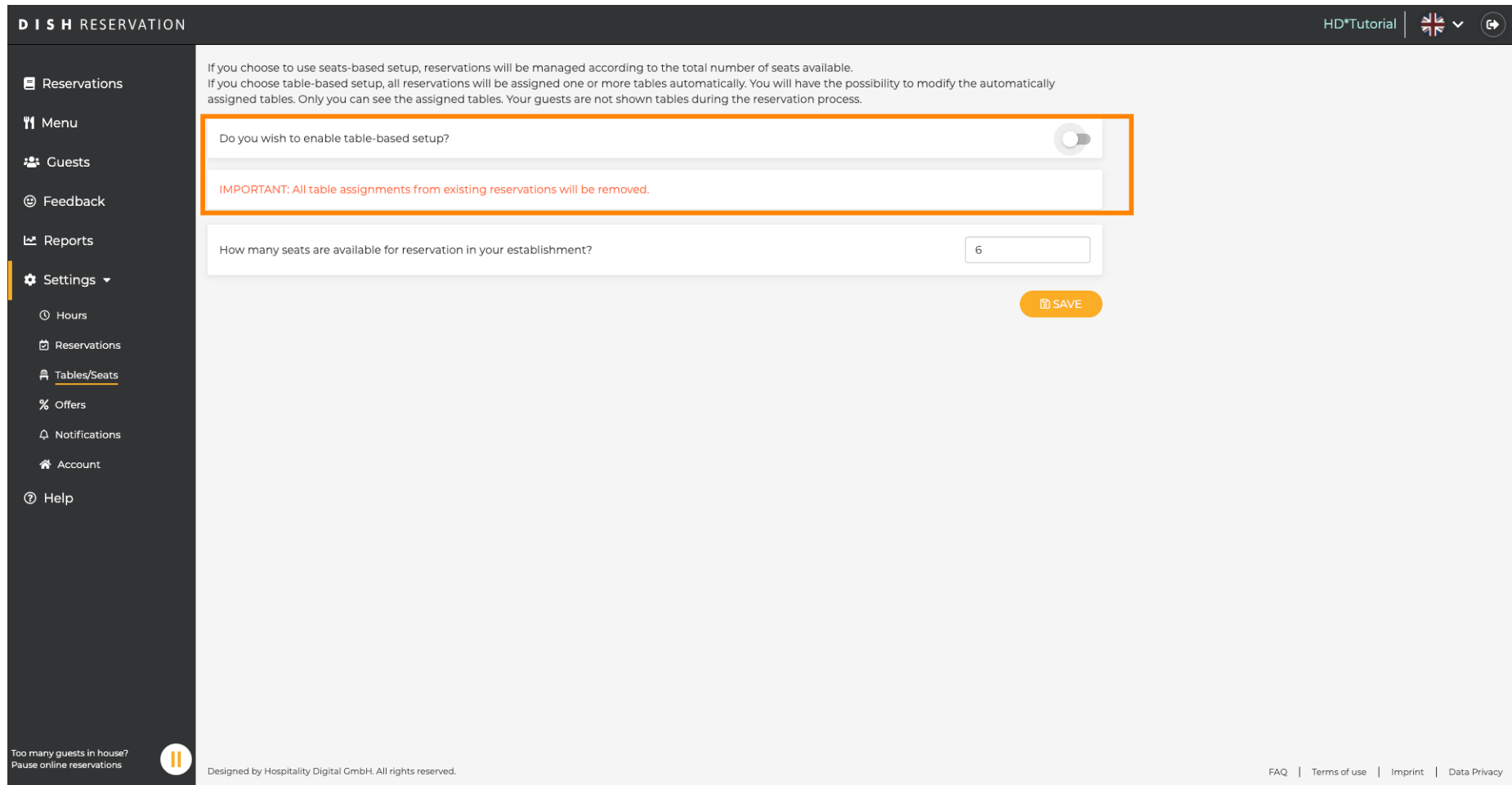
Too many guests in house?  
Pause online reservations

Designed by Hospitality Digital GmbH. All rights reserved.

[FAQ](#) | [Terms of use](#) | [Imprint](#) | [Data Privacy](#)



Při přepnutí z nastavení založeného na stolech na nastavení založené na sedadlech budou všechna přiřazení stolu ze stávajících rezervací odstraněna. Poznámka: Přepnutí z nastavení založeného na stolech na nastavení založené na sedadlech automaticky přiřadí všechny existující rezervace ke stolům.



**DISH RESERVATION** HD\*Tutorial

If you choose to use seats-based setup, reservations will be managed according to the total number of seats available. If you choose table-based setup, all reservations will be assigned one or more tables automatically. You will have the possibility to modify the automatically assigned tables. Only you can see the assigned tables. Your guests are not shown tables during the reservation process.

Do you wish to enable table-based setup?

**IMPORTANT: All table assignments from existing reservations will be removed.**

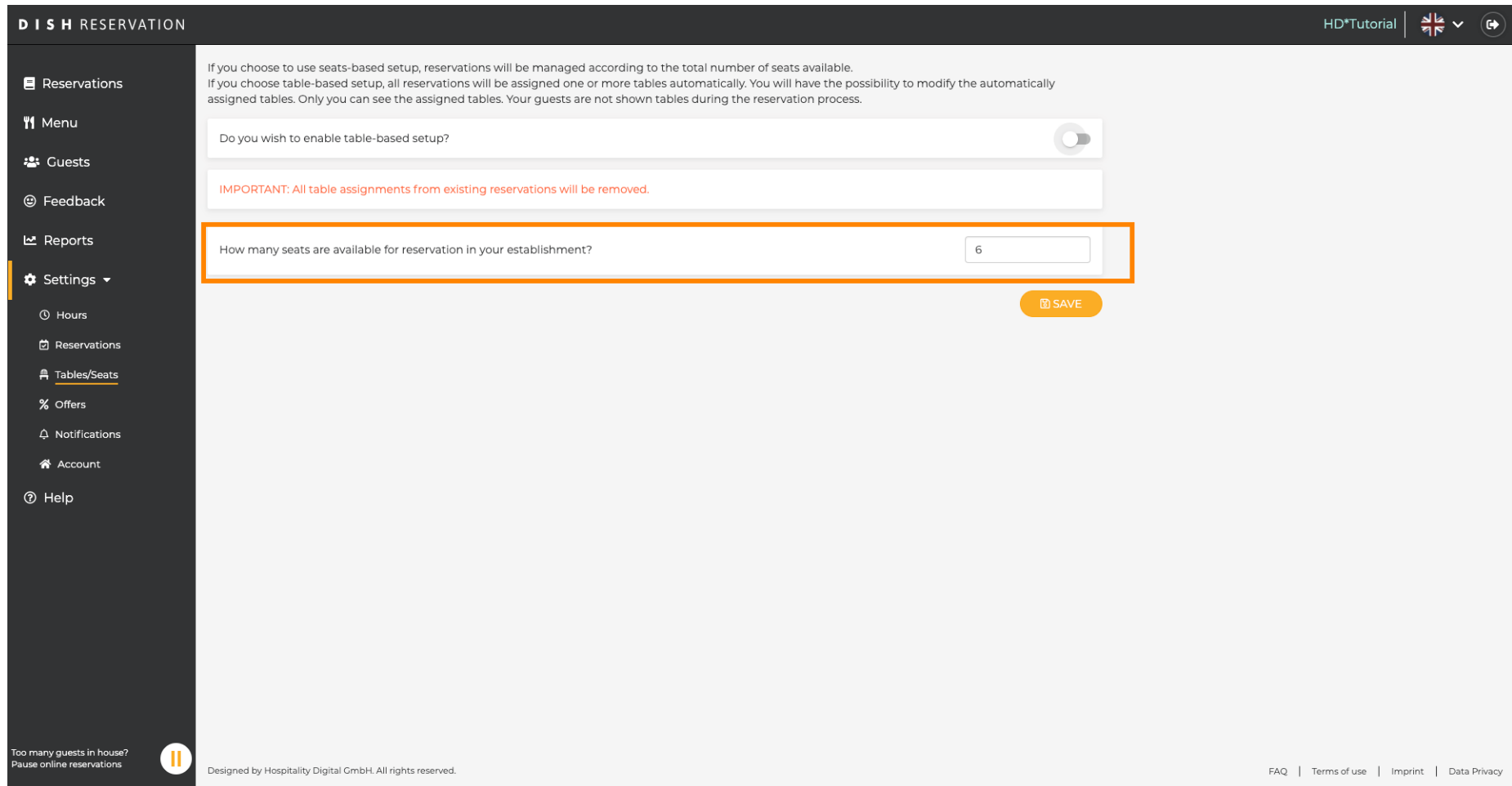
How many seats are available for reservation in your establishment?

**SAVE**

Too many guests in house? Pause online reservations

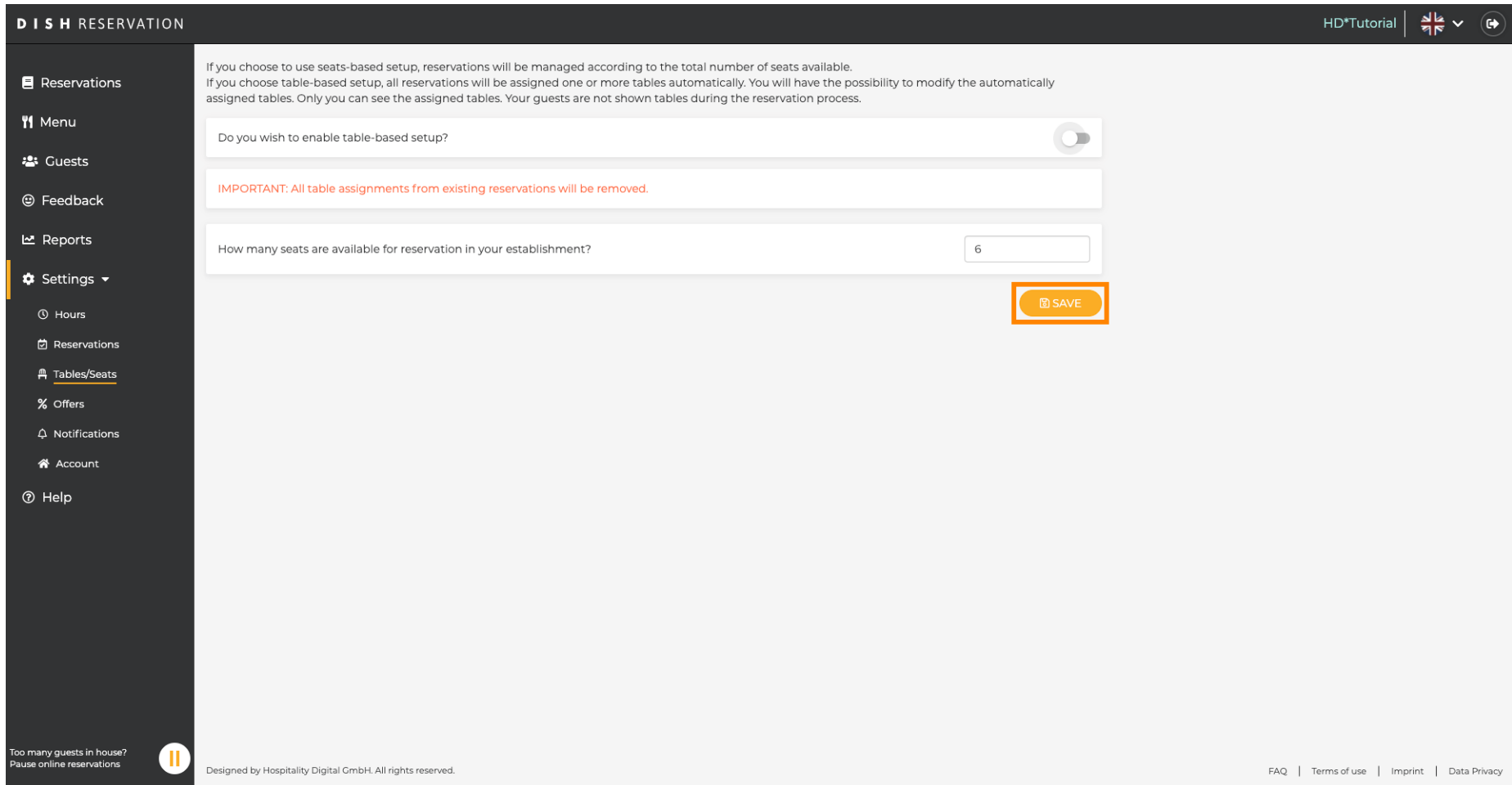
Designed by Hospitality Digital GmbH. All rights reserved. [FAQ](#) | [Terms of use](#) | [Imprint](#) | [Data Privacy](#)

Změnou volných míst upravujete **maximální kapacitu** provozovny.



The screenshot shows the 'DISH RESERVATION' admin interface. On the left is a dark sidebar with navigation options: Reservations, Menu, Guests, Feedback, Reports, Settings (expanded), Hours, Reservations, Tables/Seats (highlighted), Offers, Notifications, Account, and Help. The main content area has a dark header with 'HD\*Tutorial', a language selector (UK flag), and a refresh icon. Below the header, there is explanatory text about seat-based vs. table-based setups and a toggle switch for 'Do you wish to enable table-based setup?'. A red warning message states: 'IMPORTANT: All table assignments from existing reservations will be removed.' The 'How many seats are available for reservation in your establishment?' field is highlighted with an orange border and contains the number '6'. A 'SAVE' button is located below the input field. At the bottom left, there is a notification: 'Too many guests in house? Pause online reservations' with a pause icon. At the bottom right, there are links for 'FAQ', 'Terms of use', 'Imprint', and 'Data Privacy'. The footer text reads 'Designed by Hospitality Digital GmbH. All rights reserved.'

 A je to. Jsi hotov. Kliknutím na **uložit** změny použijete.



The screenshot shows the 'DISH RESERVATION' admin interface. On the left is a dark sidebar with a menu: Reservations, Menu, Guests, Feedback, Reports, Settings (expanded), Hours, Reservations, Tables/Seats (highlighted), Offers, Notifications, Account, and Help. At the bottom of the sidebar is a warning: 'Too many guests in house? Pause online reservations' with a pause icon.

The main content area has a dark header with 'HD\*Tutorial', a language selector (UK flag), and a refresh icon. The main text explains the difference between seats-based and table-based setups. Below this is a toggle switch for 'Do you wish to enable table-based setup?' which is currently turned off. A red warning message states: 'IMPORTANT: All table assignments from existing reservations will be removed.' Below that is a text input field for 'How many seats are available for reservation in your establishment?' with the value '6' entered. A yellow 'SAVE' button is highlighted with an orange border.

At the bottom of the page, there is a footer with 'Designed by Hospitality Digital GmbH. All rights reserved.' and links for 'FAQ | Terms of use | Imprint | Data Privacy'.