



















Sie befinden sich nun im **Admin-Panel** unter dem Abschnitt **Einstellungen**. Hier können Sie einstellen, wie die Reservierung verwaltet werden soll. Entweder **platzbasiert** oder **tischbasiert**.

**D I S H** RESERVATION
HD\*Tutorial  

-  Reservations
-  Menu
-  Guests
-  Feedback
-  Reports
-  Settings ▼
-  Hours
-  Reservations
-  Tables/Seats
-  Offers
-  Notifications
-  Account
-  Help


If you choose to use seats-based setup, reservations will be managed according to the total number of seats available. If you choose table-based setup, all reservations will be assigned one or more tables automatically. You will have the possibility to modify the automatically assigned tables. Only you can see the assigned tables. Your guests are not shown tables during the reservation process.

You are using table-based setup

**Area(s)** 


If your establishment has multiple areas or rooms, you may want to define an area before you start assigning tables to it. e.g.: Indoor, Outdoor, Bar, Lounge, etc. Your active areas are listed below:

**indoor**

**Table(s)** 

Tables are assigned to specific areas. When you pause a whole area, all tables assigned to that area will be paused. This may make some of your future reservations invalid. Don't worry, you can just move them to other available table(s).

Table Name	Seats (6)	Area Name	Status
A	4	indoor	Active
B	2	indoor	Active

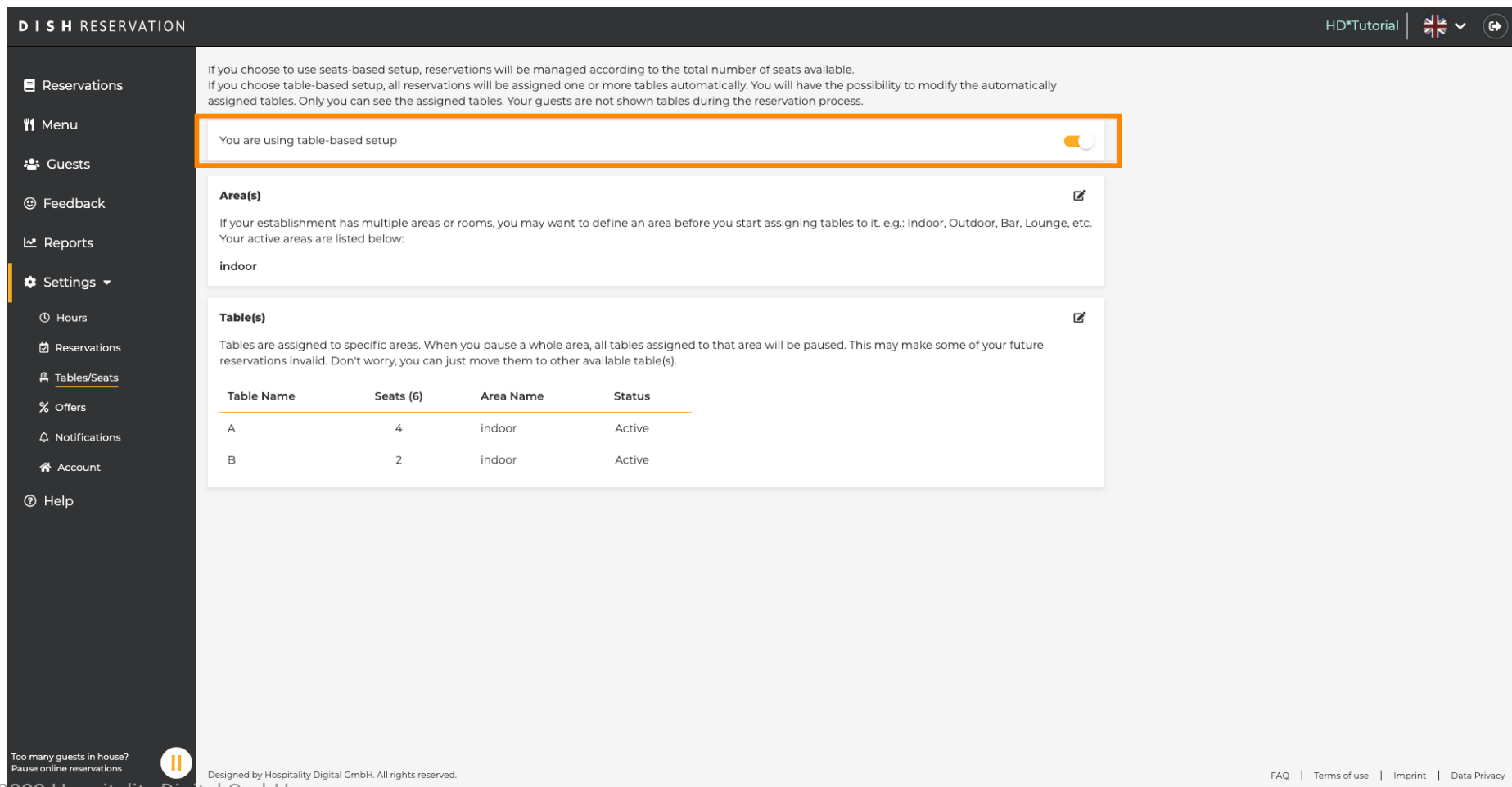
Too many guests in house?  
Pause online reservations 

Designed by Hospitality Digital GmbH. All rights reserved.

[FAQ](#) | [Terms of use](#) | [Imprint](#) | [Data Privacy](#)



Wählen Sie zwischen tischbasiertem und platzbasiertem Setup, indem Sie den dafür vorgesehenen **Schalter** verwenden. Hinweis: Bei der tischbasierten Einrichtung werden Reservierungen automatisch Tischen zugewiesen. Die platzbasierte Einrichtung verwaltet Reservierungen in Bezug auf die Gesamtzahl der verfügbaren Plätze.





The screenshot shows the 'DISH RESERVATION' admin panel. The left sidebar contains navigation options: Reservations, Menu, Guests, Feedback, Reports, Settings (selected), Hours, Reservations, Tables/Seats, Offers, Notifications, Account, and Help. The main content area has a dark header with 'HD\*Tutorial' and a user profile icon. Below the header, there is a toggle switch for 'You are using table-based setup' which is currently turned on. Below this, there are sections for 'Area(s)' and 'Table(s)'. The 'Area(s)' section lists 'indoor' as the active area. The 'Table(s)' section contains a table with the following data:














Table Name	Seats (6)	Area Name	Status
A	4	indoor	Active
B	2	indoor	Active

At the bottom left, there is a notification: 'Too many guests in house? Pause online reservations'. At the bottom right, there are links for 'FAQ', 'Terms of use', 'Imprint', and 'Data Privacy'. The footer contains the copyright notice: '© 2020 - 2022 Hospitality Digital GmbH'.




Durch Anklicken des **Stiftsymbols** können **Bereiche** einfach angepasst, gelöscht, hinzugefügt und aktiv oder inaktiv gesetzt werden.

DISH RESERVATION
HD\*Tutorial |  | 

-  Reservations
-  Menu
-  Guests
-  Feedback
-  Reports
-  Settings ▾
-  Hours
-  Reservations
-  Tables/Seats
-  Offers
-  Notifications
-  Account
-  Help


If you choose to use seats-based setup, reservations will be managed according to the total number of seats available. If you choose table-based setup, all reservations will be assigned one or more tables automatically. You will have the possibility to modify the automatically assigned tables. Only you can see the assigned tables. Your guests are not shown tables during the reservation process.

You are using table-based setup

**Area(s)** 


If your establishment has multiple areas or rooms, you may want to define an area before you start assigning tables to it. e.g.: Indoor, Outdoor, Bar, Lounge, etc. Your active areas are listed below:

**indoor**

**Table(s)** 



Tables are assigned to specific areas. When you pause a whole area, all tables assigned to that area will be paused. This may make some of your future reservations invalid. Don't worry, you can just move them to other available table(s).














Table Name	Seats (6)	Area Name	Status
A	4	indoor	Active
B	2	indoor	Active

Too many guests in house? Pause online reservations 
Designed by Hospitality Digital GmbH. All rights reserved. [FAQ](#) | [Terms of use](#) | [Imprint](#) | [Data Privacy](#)




Durch Klicken auf das **Stiftsymbol** können **Tabellen** einfach angepasst, gelöscht, hinzugefügt und aktiv oder inaktiv gesetzt werden.

DISH RESERVATION
HD\*Tutorial |  | 

-  Reservations
-  Menu
-  Guests
-  Feedback
-  Reports
-  Settings ▾
-  Hours
-  Reservations
-  Tables/Seats
-  Offers
-  Notifications
-  Account
-  Help


If you choose to use seats-based setup, reservations will be managed according to the total number of seats available. If you choose table-based setup, all reservations will be assigned one or more tables automatically. You will have the possibility to modify the automatically assigned tables. Only you can see the assigned tables. Your guests are not shown tables during the reservation process.

You are using table-based setup

**Area(s)** 


If your establishment has multiple areas or rooms, you may want to define an area before you start assigning tables to it. e.g.: Indoor, Outdoor, Bar, Lounge, etc. Your active areas are listed below:

**indoor**

**Table(s)** 

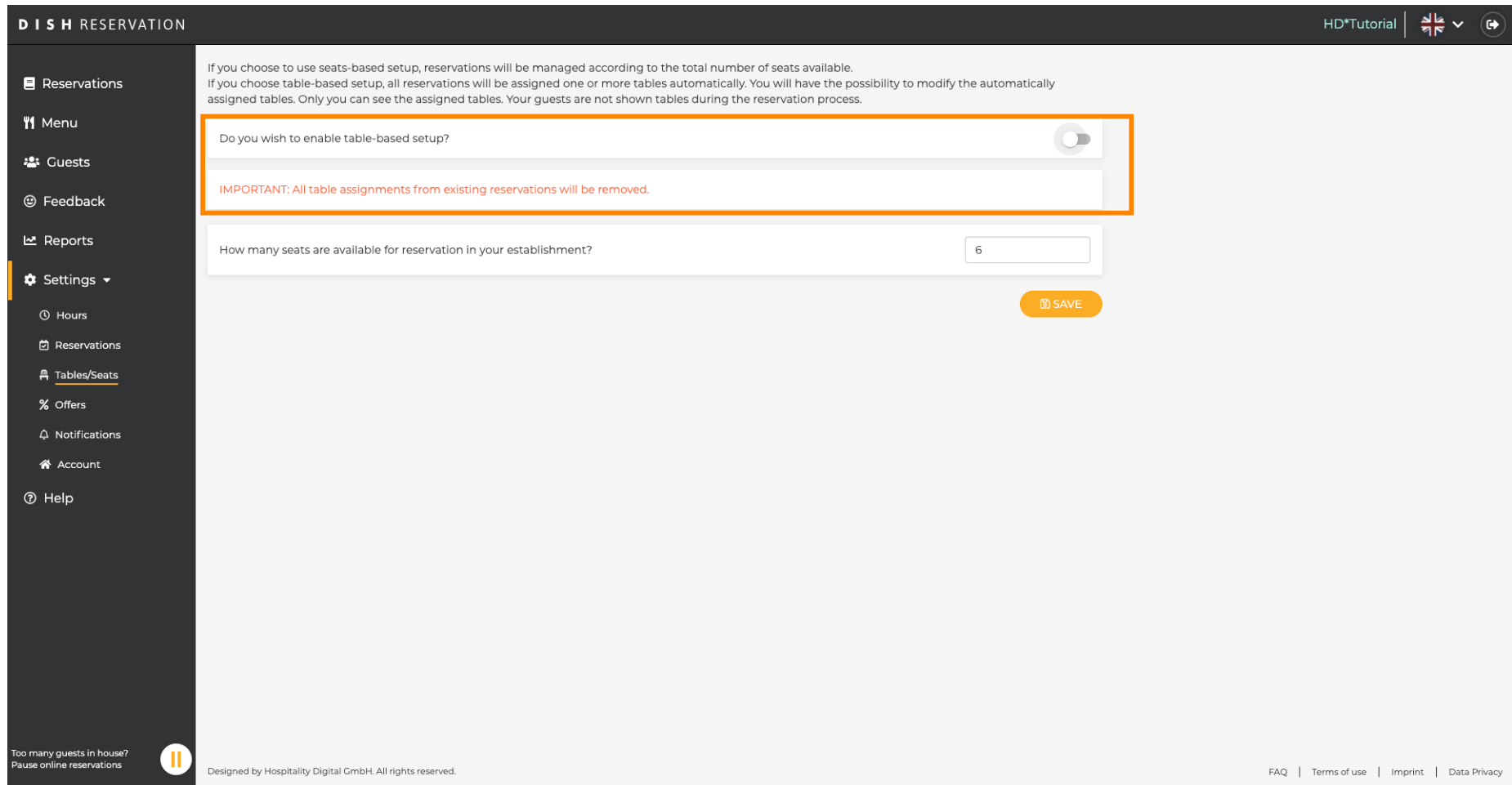
Tables are assigned to specific areas. When you pause a whole area, all tables assigned to that area will be paused. This may make some of your future reservations invalid. Don't worry, you can just move them to other available table(s).

Table Name	Seats (6)	Area Name	Status
A	4	indoor	Active
B	2	indoor	Active

Too many guests in house? Pause online reservations 
Designed by Hospitality Digital GmbH. All rights reserved.
FAQ | Terms of use | Imprint | Data Privacy



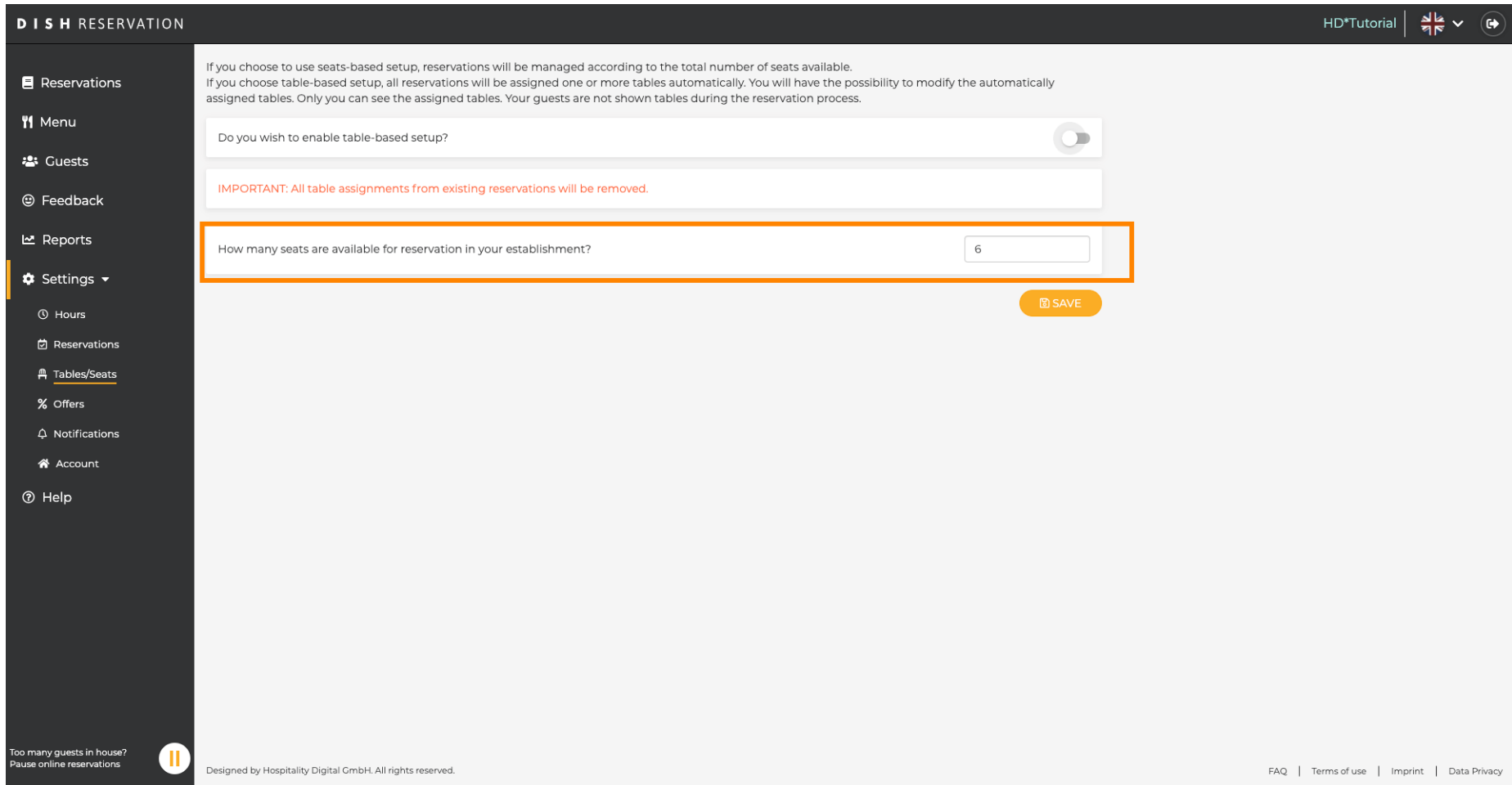
Beim Wechsel von der tischbasierten zur sitzplatzbasierten Einrichtung werden alle Tischzuweisungen aus bestehenden Reservierungen entfernt. Hinweis: Beim Wechsel von der tischbasierten zur platzbasierten Einrichtung werden alle vorhandenen Reservierungen automatisch Tischen zugewiesen.






The screenshot shows the 'DISH RESERVATION' admin interface. The top navigation bar includes the logo, 'HD\*Tutorial', a language selector (UK flag), and a refresh icon. The left sidebar lists various settings: Reservations, Menu, Guests, Feedback, Reports, Settings (selected), Hours, Reservations, Tables/Seats (highlighted), Offers, Notifications, Account, and Help. The main content area contains a toggle switch for 'Do you wish to enable table-based setup?' which is currently turned off. Below the toggle is a red warning message: 'IMPORTANT: All table assignments from existing reservations will be removed.' Underneath is a text input field for 'How many seats are available for reservation in your establishment?' with the value '6' entered. A 'SAVE' button is located at the bottom right of the form. At the bottom of the page, there is a footer with a 'Pause online reservations' button and a copyright notice: '© 2020 - 2022 Hospitality Digital GmbH. All rights reserved.' along with links for FAQ, Terms of use, Imprint, and Data Privacy.



Indem Sie die verfügbaren Plätze ändern, passen Sie die **maximale Kapazität** der Einrichtung an.



**DISH RESERVATION** HD\*Tutorial  

- Reservations
- Menu
- Guests
- Feedback
- Reports
- Settings 
  - Hours
  - Reservations
  - Tables/Seats**
  - Offers
  - Notifications
  - Account
- Help


If you choose to use seats-based setup, reservations will be managed according to the total number of seats available.  
If you choose table-based setup, all reservations will be assigned one or more tables automatically. You will have the possibility to modify the automatically assigned tables. Only you can see the assigned tables. Your guests are not shown tables during the reservation process.

Do you wish to enable table-based setup?

**IMPORTANT:** All table assignments from existing reservations will be removed.

How many seats are available for reservation in your establishment?

**SAVE**

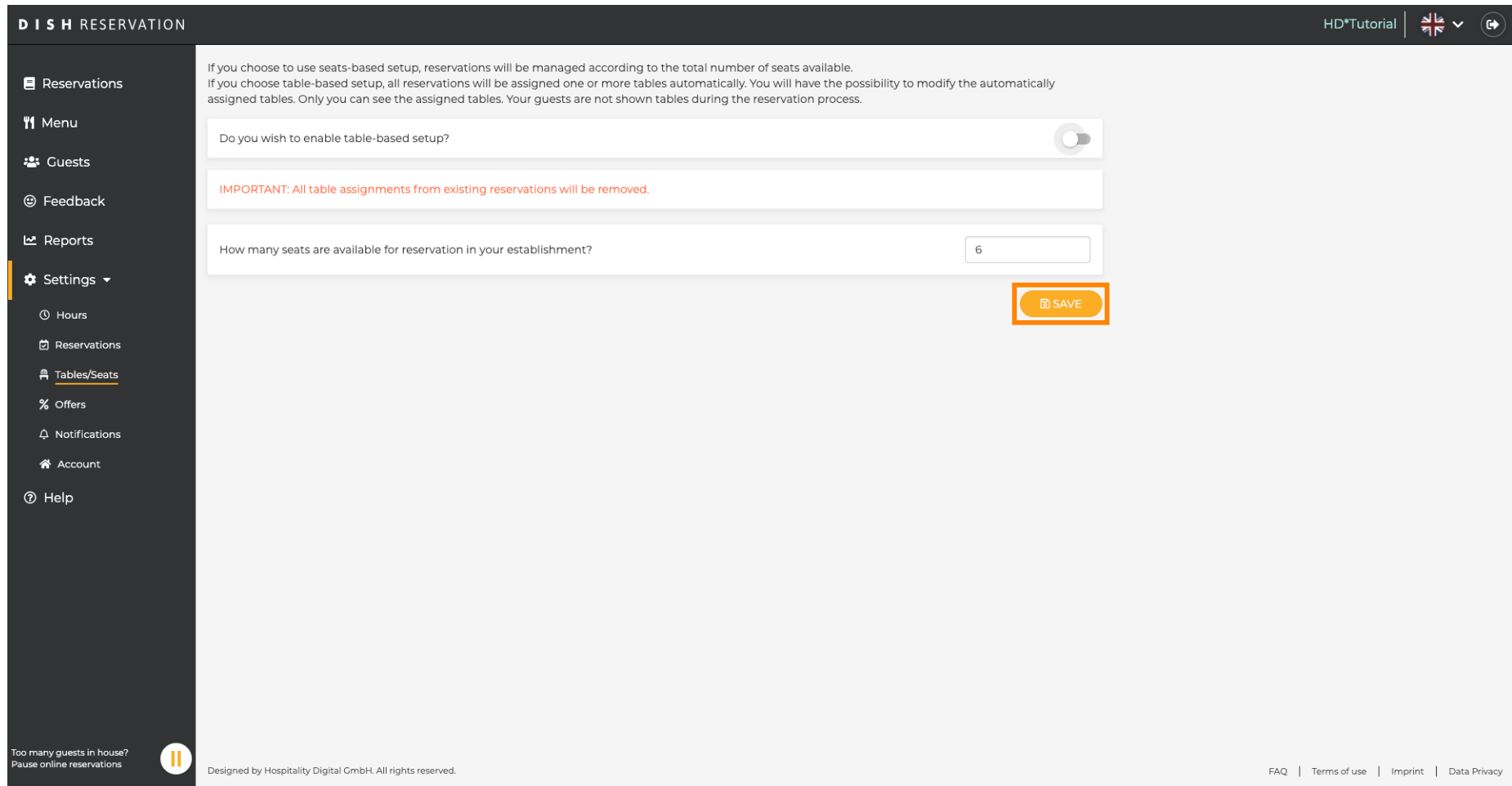
Too many guests in house?  
Pause online reservations 

Designed by Hospitality Digital GmbH. All rights reserved.

[FAQ](#) | [Terms of use](#) | [Imprint](#) | [Data Privacy](#)



Das ist es. Du bist fertig. Klicken Sie auf **Speichern** , um die Änderungen zu übernehmen.



The screenshot shows the 'DISH RESERVATION' admin panel. The left sidebar contains navigation options: Reservations, Menu, Guests, Feedback, Reports, Settings (expanded), Hours, Reservations, Tables/Seats (highlighted), Offers, Notifications, Account, and Help. The main content area displays instructions for table-based setup, a toggle for 'Do you wish to enable table-based setup?' (currently off), an important warning: 'IMPORTANT: All table assignments from existing reservations will be removed.', and a text input field for 'How many seats are available for reservation in your establishment?' with the value '6'. A 'SAVE' button is highlighted with an orange border. The footer includes a notification 'Too many guests in house? Pause online reservations', a copyright notice '© 2020 - 2022 Hospitality Digital GmbH', and links for 'FAQ | Terms of use | Imprint | Data Privacy'.