


















Sada ste na **Admin Panel** pod odjeljkom **Postavke** . Ovdje možete podesiti način upravljanja rezervacijom. Bilo **na sjedalu** ili **na stolu** .


**DISH** RESERVATION
HD\*Tutorial  

-  Reservations
-  Menu
-  Guests
-  Feedback
-  Reports
-  Settings ▼
-  Hours
-  Reservations
-  Tables/Seats
-  Offers
-  Notifications
-  Account
-  Help

If you choose to use seats-based setup, reservations will be managed according to the total number of seats available. If you choose table-based setup, all reservations will be assigned one or more tables automatically. You will have the possibility to modify the automatically assigned tables. Only you can see the assigned tables. Your guests are not shown tables during the reservation process.

You are using table-based setup


---

**Area(s)** 

If your establishment has multiple areas or rooms, you may want to define an area before you start assigning tables to it. e.g.: Indoor, Outdoor, Bar, Lounge, etc. Your active areas are listed below:


**indoor**

---

**Table(s)** 

Tables are assigned to specific areas. When you pause a whole area, all tables assigned to that area will be paused. This may make some of your future reservations invalid. Don't worry, you can just move them to other available table(s).

Table Name	Seats (6)	Area Name	Status
A	4	indoor	Active
B	2	indoor	Active

Too many guests in house?  
Pause online reservations 

Designed by Hospitality Digital GmbH. All rights reserved.

[FAQ](#) | [Terms of use](#) | [Imprint](#) | [Data Privacy](#)



Odaberite između postavljanja na temelju stola i sjedala pomoću određenog prekidača . Napomena: Postavljanje temeljeno na tablici automatski će dodijeliti rezervacije stolovima. Postavljanje temeljeno na sjedalima upravljat će rezervacijama u odnosu na ukupan broj raspoloživih mjesta.

DISH RESERVATION
HD\*Tutorial

- Reservations
- Menu
- Guests
- Feedback
- Reports
- Settings ▼
- Hours
- Reservations
- Tables/Seats
- Offers
- Notifications
- Account
- Help

If you choose to use seats-based setup, reservations will be managed according to the total number of seats available. If you choose table-based setup, all reservations will be assigned one or more tables automatically. You will have the possibility to modify the automatically assigned tables. Only you can see the assigned tables. Your guests are not shown tables during the reservation process.

You are using table-based setup

**Area(s)**

If your establishment has multiple areas or rooms, you may want to define an area before you start assigning tables to it. e.g.: Indoor, Outdoor, Bar, Lounge, etc. Your active areas are listed below:

**indoor**

**Table(s)**

Tables are assigned to specific areas. When you pause a whole area, all tables assigned to that area will be paused. This may make some of your future reservations invalid. Don't worry, you can just move them to other available table(s).

Table Name	Seats (6)	Area Name	Status
A	4	indoor	Active
B	2	indoor	Active

Too many guests in house?  
Pause online reservations

Designed by Hospitality Digital GmbH. All rights reserved.

[FAQ](#) | [Terms of use](#) | [Imprint](#) | [Data Privacy](#)



Klikom na **ikonu olovke područja** se mogu lako prilagoditi, izbrisati, dodati i postaviti aktivnim ili neaktivnim.

DISH RESERVATION
HD\*Tutorial | |

- Reservations
- Menu
- Guests
- Feedback
- Reports
- Settings ▾
  - Hours
  - Reservations
  - Tables/Seats
  - Offers
  - Notifications
  - Account
  - Help

If you choose to use seats-based setup, reservations will be managed according to the total number of seats available. If you choose table-based setup, all reservations will be assigned one or more tables automatically. You will have the possibility to modify the automatically assigned tables. Only you can see the assigned tables. Your guests are not shown tables during the reservation process.

You are using table-based setup

**Area(s)**

If your establishment has multiple areas or rooms, you may want to define an area before you start assigning tables to it. e.g.: Indoor, Outdoor, Bar, Lounge, etc. Your active areas are listed below:

**indoor**

**Table(s)**

Tables are assigned to specific areas. When you pause a whole area, all tables assigned to that area will be paused. This may make some of your future reservations invalid. Don't worry, you can just move them to other available table(s).

Table Name	Seats (6)	Area Name	Status
A	4	indoor	Active
B	2	indoor	Active

Too many guests in house?  
Pause online reservations

Designed by Hospitality Digital GmbH. All rights reserved.

[FAQ](#) | [Terms of use](#) | [Imprint](#) | [Data Privacy](#)



Klikom na **ikonu olovke tablice** se mogu lako prilagoditi, izbrisati, dodati i postaviti aktivne ili neaktivne.

DISH RESERVATION
HD\*Tutorial | |

- Reservations
- Menu
- Guests
- Feedback
- Reports
- Settings ▾
  - Hours
  - Reservations
  - Tables/Seats**
  - Offers
  - Notifications
  - Account
  - Help

If you choose to use seats-based setup, reservations will be managed according to the total number of seats available. If you choose table-based setup, all reservations will be assigned one or more tables automatically. You will have the possibility to modify the automatically assigned tables. Only you can see the assigned tables. Your guests are not shown tables during the reservation process.

You are using table-based setup

**Area(s)**

If your establishment has multiple areas or rooms, you may want to define an area before you start assigning tables to it. e.g.: Indoor, Outdoor, Bar, Lounge, etc. Your active areas are listed below:

**indoor**

**Table(s)**

Tables are assigned to specific areas. When you pause a whole area, all tables assigned to that area will be paused. This may make some of your future reservations invalid. Don't worry, you can just move them to other available table(s).

Table Name	Seats (6)	Area Name	Status
A	4	indoor	Active
B	2	indoor	Active

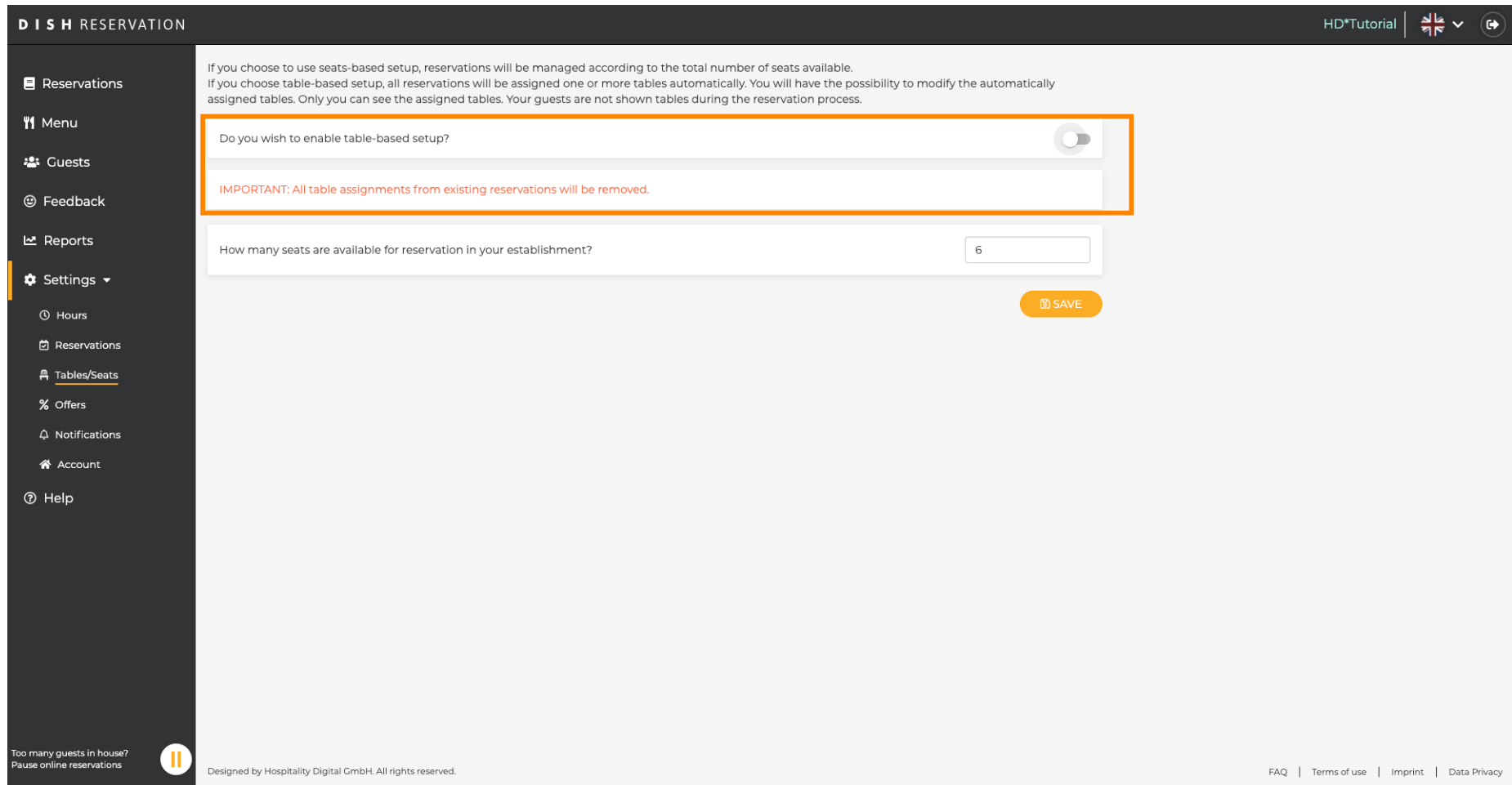
Too many guests in house?  
Pause online reservations



Designed by Hospitality Digital GmbH. All rights reserved.














[FAQ](#) | 
 [Terms of use](#) | 
 [Imprint](#) | 
 [Data Privacy](#)



Prilikom prelaska s postavljanja temeljene na stolu na postavu temeljenu na sjedalima, uklonit će se svi dodijeljeni stolovi iz postojećih rezervacija. Napomena: Prebacivanje s postavljanja na temelju stola na postavljanje temeljeno na sjedalima automatski će dodijeliti sve postojeće rezervacije stolovima.



**DISH RESERVATION** HD\*Tutorial |  | 

-  Reservations
-  Menu
-  Guests
-  Feedback
-  Reports
-  Settings ▾
-  Hours
-  Reservations
-  Tables/Seats
-  Offers
-  Notifications
-  Account
-  Help


If you choose to use seats-based setup, reservations will be managed according to the total number of seats available.  
If you choose table-based setup, all reservations will be assigned one or more tables automatically. You will have the possibility to modify the automatically assigned tables. Only you can see the assigned tables. Your guests are not shown tables during the reservation process.

Do you wish to enable table-based setup?

**IMPORTANT: All table assignments from existing reservations will be removed.**

How many seats are available for reservation in your establishment?

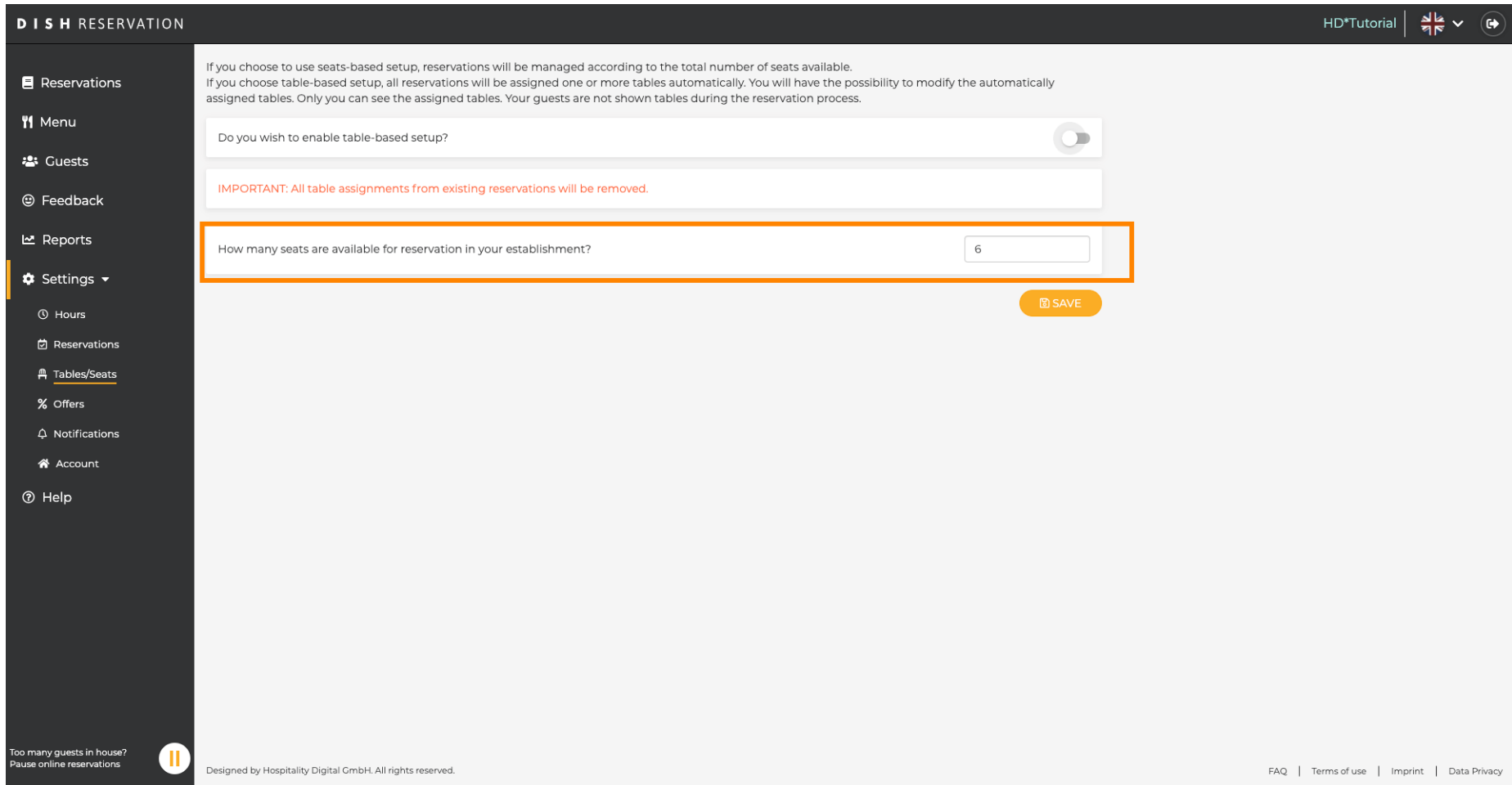
[SAVE](#)

Too many guests in house?  Pause online reservations

Designed by Hospitality Digital GmbH. All rights reserved. FAQ | Terms of use | Imprint | Data Privacy



Promjenom raspoloživih sjedala podešavate **maksimalni kapacitet** ustanove.



**DISH RESERVATION** HD\*Tutorial

- Reservations
- Menu
- Guests
- Feedback
- Reports
- Settings
  - Hours
  - Reservations
  - Tables/Seats**
  - Offers
  - Notifications
  - Account
- Help

If you choose to use seats-based setup, reservations will be managed according to the total number of seats available.  
If you choose table-based setup, all reservations will be assigned one or more tables automatically. You will have the possibility to modify the automatically assigned tables. Only you can see the assigned tables. Your guests are not shown tables during the reservation process.

Do you wish to enable table-based setup?

**IMPORTANT:** All table assignments from existing reservations will be removed.

How many seats are available for reservation in your establishment?

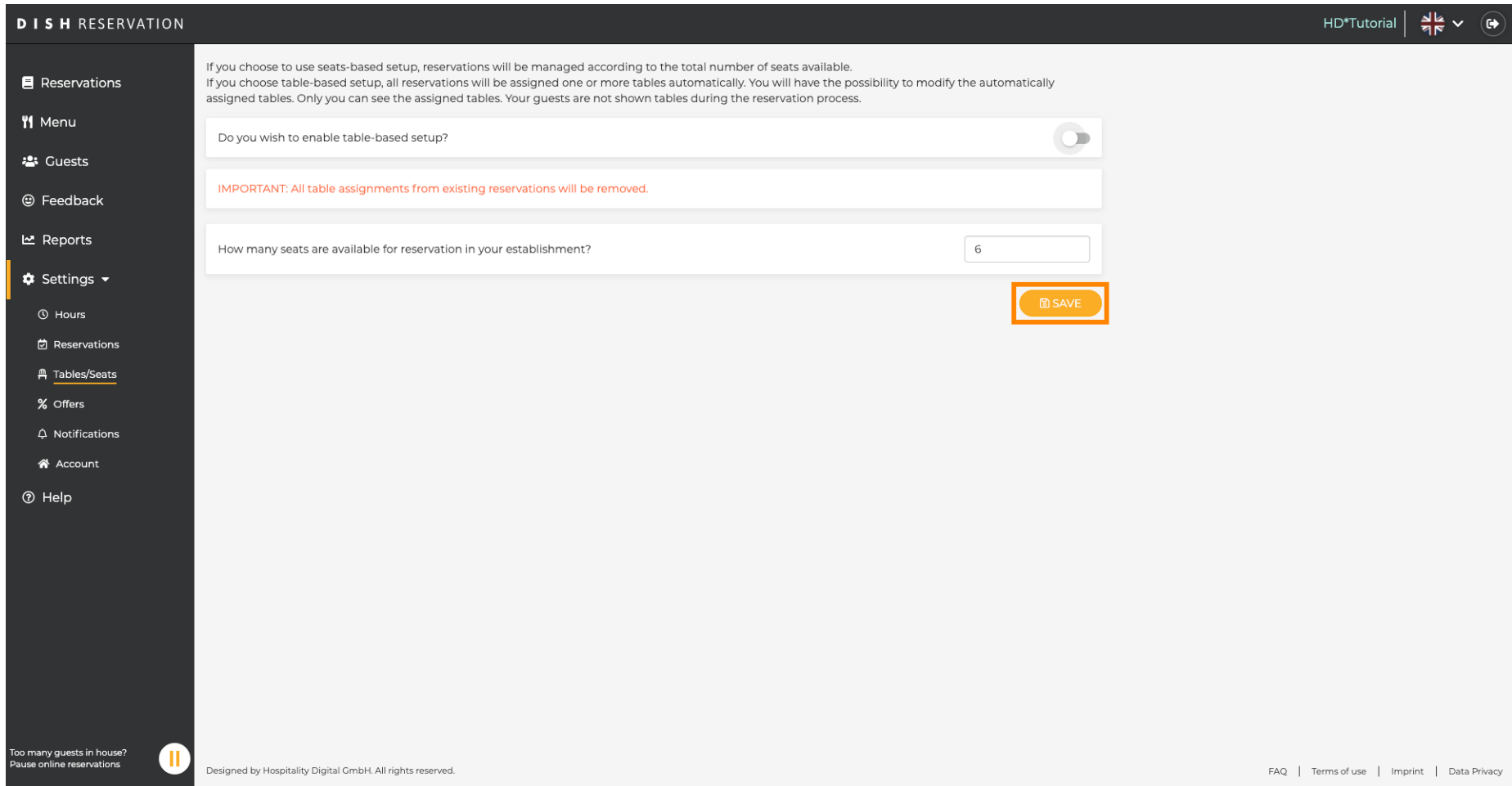
**SAVE**

Too many guests in house?  
Pause online reservations

Designed by Hospitality Digital GmbH. All rights reserved.

[FAQ](#) | [Terms of use](#) | [Imprint](#) | [Data Privacy](#)

 To je to. Ti si gotov. Kliknite na **Spremi** da biste primijenili promjene.



The screenshot shows the 'DISH RESERVATION' admin panel. The left sidebar contains a navigation menu with the following items: Reservations, Menu, Guests, Feedback, Reports, Settings (expanded), Hours, Reservations, Tables/Seats (highlighted), Offers, Notifications, Account, and Help. The main content area displays the following information:

- Text: "If you choose to use seats-based setup, reservations will be managed according to the total number of seats available. If you choose table-based setup, all reservations will be assigned one or more tables automatically. You will have the possibility to modify the automatically assigned tables. Only you can see the assigned tables. Your guests are not shown tables during the reservation process."
- Form: "Do you wish to enable table-based setup?" with a toggle switch.
- Warning: "IMPORTANT: All table assignments from existing reservations will be removed."
- Form: "How many seats are available for reservation in your establishment?" with an input field containing the number "6".
- Button: A yellow "SAVE" button with a checkmark icon, highlighted with an orange border.

At the bottom left, there is a notification: "Too many guests in house? Pause online reservations" with a pause icon. At the bottom right, there are links for "FAQ", "Terms of use", "Imprint", and "Data Privacy". The footer text reads: "Designed by Hospitality Digital GmbH. All rights reserved."