



















Most az **Admin Panel Beállítások** szakaszában van . Itt állíthatja be, hogyan kell kezelni a foglalást. Akár **ülésalapú**, akár **asztali alapú** .

D I S H RESERVATION
HD*Tutorial  

-  Reservations
-  Menu
-  Guests
-  Feedback
-  Reports
-  Settings ▼
-  Hours
-  Reservations
-  Tables/Seats
-  Offers
-  Notifications
-  Account
-  Help


If you choose to use seats-based setup, reservations will be managed according to the total number of seats available. If you choose table-based setup, all reservations will be assigned one or more tables automatically. You will have the possibility to modify the automatically assigned tables. Only you can see the assigned tables. Your guests are not shown tables during the reservation process.

You are using table-based setup

Area(s) 


If your establishment has multiple areas or rooms, you may want to define an area before you start assigning tables to it. e.g.: Indoor, Outdoor, Bar, Lounge, etc. Your active areas are listed below:

indoor

Table(s) 

Tables are assigned to specific areas. When you pause a whole area, all tables assigned to that area will be paused. This may make some of your future reservations invalid. Don't worry, you can just move them to other available table(s).

Table Name	Seats (6)	Area Name	Status
A	4	indoor	Active
B	2	indoor	Active

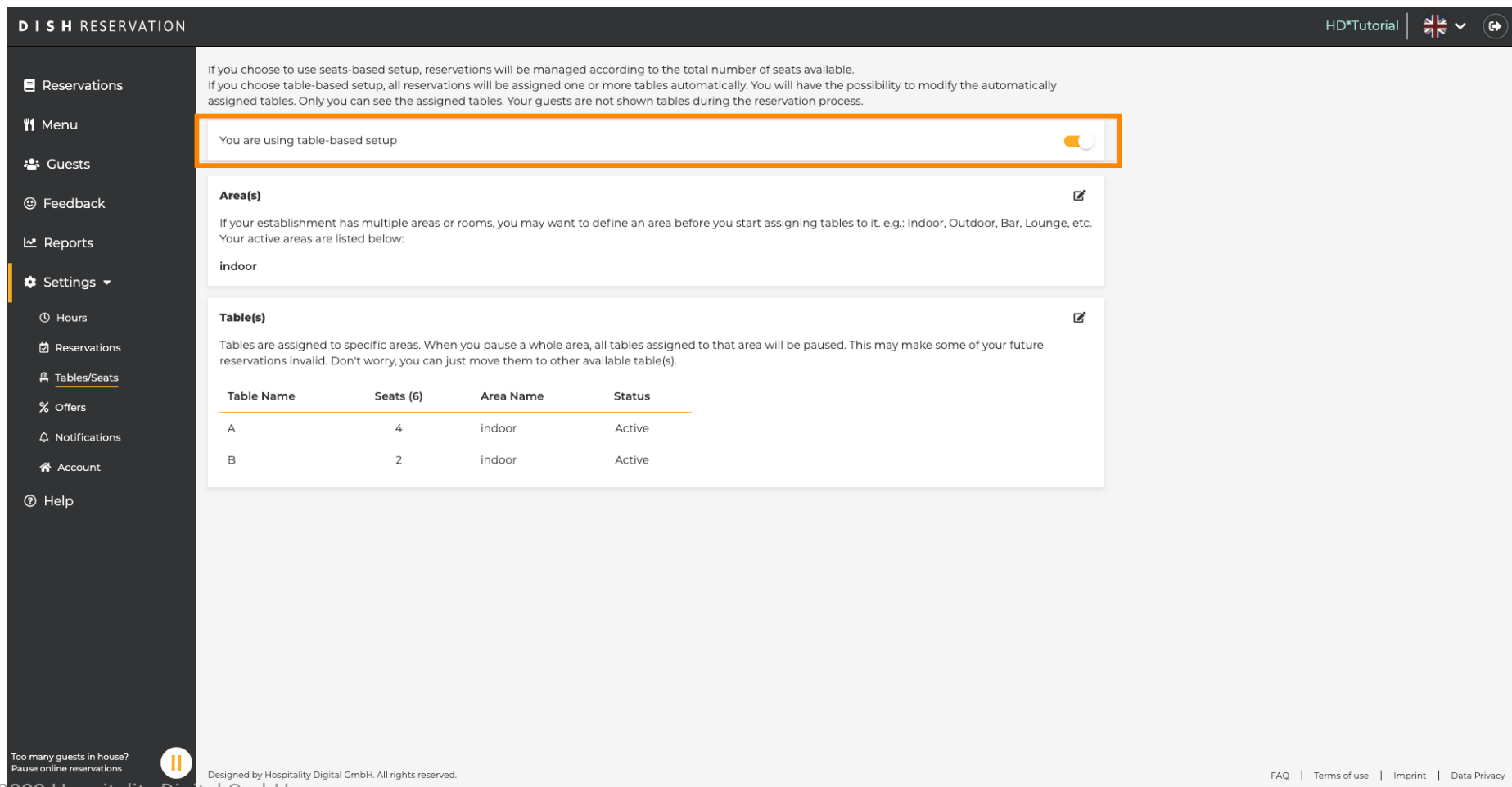
Too many guests in house?
Pause online reservations 

Designed by Hospitality Digital GmbH. All rights reserved.

[FAQ](#) | [Terms of use](#) | [Imprint](#) | [Data Privacy](#)



Válasszon az asztal alapú és az ülés alapú beállítás között a kijelölt **kapcsoló** segítségével .
 Megjegyzés: A táblázat alapú beállítás automatikusan hozzárendeli a foglalásokat az asztalokhoz. Az ülőhelyek alapú beállítás a foglalásokat a rendelkezésre álló összes ülőhely számának megfelelően kezeli.



DISH RESERVATION HD*Tutorial

Reservations

Menu

Guests

Feedback

Reports

Settings

- Hours
- Reservations
- Tables/Seats**
- Offers
- Notifications
- Account
- Help

If you choose to use seats-based setup, reservations will be managed according to the total number of seats available. If you choose table-based setup, all reservations will be assigned one or more tables automatically. You will have the possibility to modify the automatically assigned tables. Only you can see the assigned tables. Your guests are not shown tables during the reservation process.

You are using table-based setup

Area(s)

If your establishment has multiple areas or rooms, you may want to define an area before you start assigning tables to it. e.g.: Indoor, Outdoor, Bar, Lounge, etc. Your active areas are listed below:

indoor

Table(s)

Tables are assigned to specific areas. When you pause a whole area, all tables assigned to that area will be paused. This may make some of your future reservations invalid. Don't worry, you can just move them to other available table(s).

Table Name	Seats (6)	Area Name	Status
A	4	indoor	Active
B	2	indoor	Active



Too many guests in house? Pause online reservations














Designed by Hospitality Digital GmbH. All rights reserved.

FAQ | Terms of use | Imprint | Data Privacy




A ceruza ikonra kattintva a területek egyszerűen módosíthatók, törölhetők, hozzáadhatók, illetve beállíthatók aktívak vagy inaktívak.

DISH RESERVATION
HD*Tutorial |  | 

-  Reservations
-  Menu
-  Guests
-  Feedback
-  Reports
-  Settings ▾
-  Hours
-  Reservations
-  Tables/Seats
-  Offers
-  Notifications
-  Account
-  Help


If you choose to use seats-based setup, reservations will be managed according to the total number of seats available. If you choose table-based setup, all reservations will be assigned one or more tables automatically. You will have the possibility to modify the automatically assigned tables. Only you can see the assigned tables. Your guests are not shown tables during the reservation process.

You are using table-based setup

Area(s) 


If your establishment has multiple areas or rooms, you may want to define an area before you start assigning tables to it. e.g.: Indoor, Outdoor, Bar, Lounge, etc. Your active areas are listed below:

indoor

Table(s) 

Tables are assigned to specific areas. When you pause a whole area, all tables assigned to that area will be paused. This may make some of your future reservations invalid. Don't worry, you can just move them to other available table(s).

Table Name	Seats (6)	Area Name	Status
A	4	indoor	Active
B	2	indoor	Active



Too many guests in house?
Pause online reservations 














Designed by Hospitality Digital GmbH. All rights reserved.

[FAQ](#) | [Terms of use](#) | [Imprint](#) | [Data Privacy](#)




A **ceruza ikonra kattintva a táblázatok** egyszerűen módosíthatók, törölhetők, hozzáadhatók és beállíthatók aktívak vagy inaktívak.

DISH RESERVATION
HD*Tutorial |  | 

-  Reservations
-  Menu
-  Guests
-  Feedback
-  Reports
-  Settings ▾
-  Hours
-  Reservations
-  Tables/Seats
-  Offers
-  Notifications
-  Account
-  Help


If you choose to use seats-based setup, reservations will be managed according to the total number of seats available. If you choose table-based setup, all reservations will be assigned one or more tables automatically. You will have the possibility to modify the automatically assigned tables. Only you can see the assigned tables. Your guests are not shown tables during the reservation process.

You are using table-based setup

Area(s) 


If your establishment has multiple areas or rooms, you may want to define an area before you start assigning tables to it. e.g.: Indoor, Outdoor, Bar, Lounge, etc. Your active areas are listed below:

indoor

Table(s) 

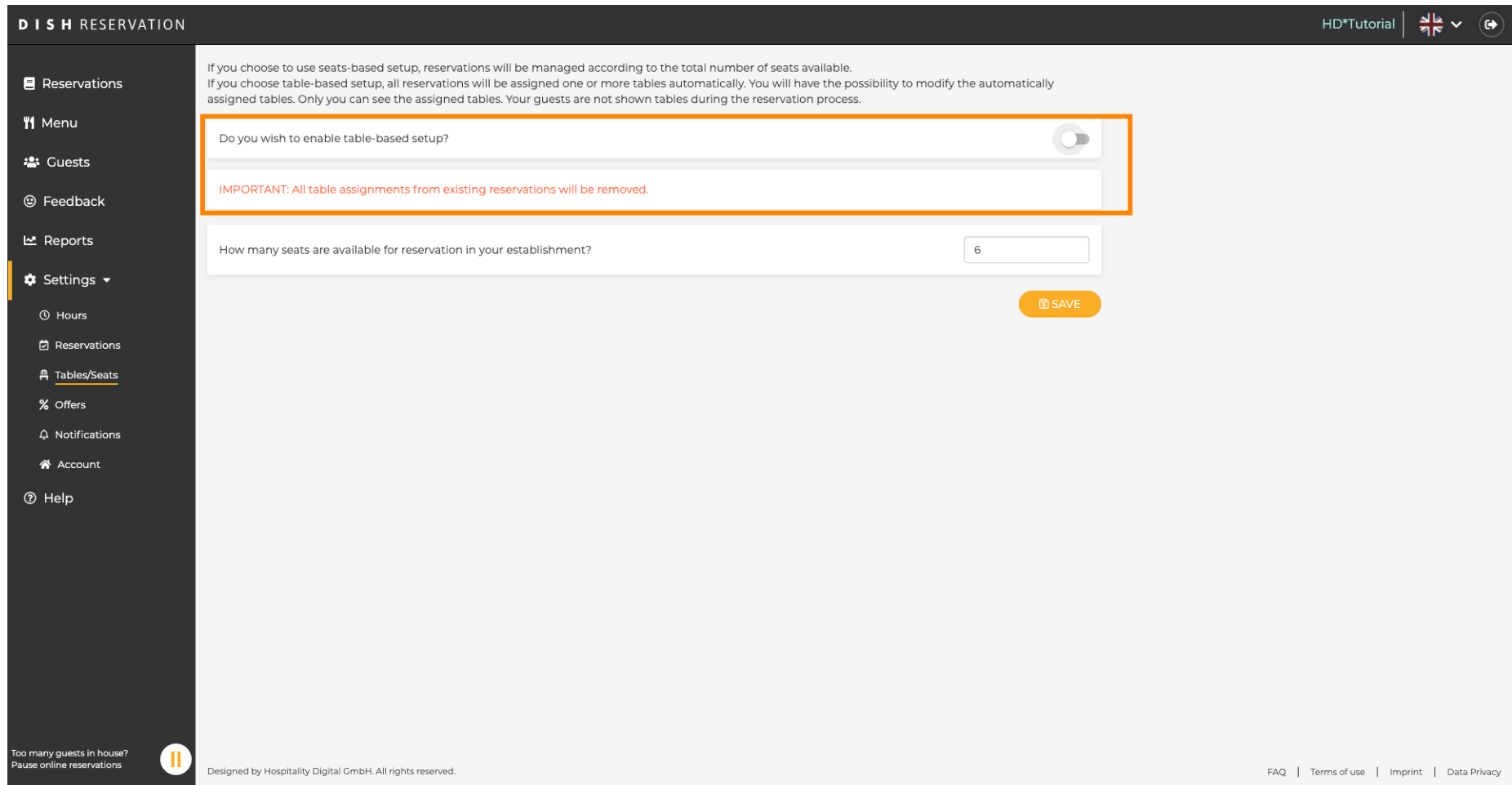
Tables are assigned to specific areas. When you pause a whole area, all tables assigned to that area will be paused. This may make some of your future reservations invalid. Don't worry, you can just move them to other available table(s).



Table Name	Seats (6)	Area Name	Status
A	4	indoor	Active
B	2	indoor	Active














Too many guests in house?
Pause online reservations 
Designed by Hospitality Digital GmbH. All rights reserved. [FAQ](#) | [Terms of use](#) | [Imprint](#) | [Data Privacy](#)



Amikor asztalapúról ülőhely alapú beállításra vált, a meglévő foglalásokból származó összes asztalhozrendelés törlődik. **Megjegyzés:** Ha asztalapúról ülőhely alapú beállításra vált, az összes meglévő foglalást automatikusan az asztalokhoz rendeli.



DISH RESERVATION HD*Tutorial |  | 


-  Reservations
-  Menu
-  Guests
-  Feedback
-  Reports
-  Settings ▾
-  Hours
-  Reservations
-  Tables/Seats
-  Offers
-  Notifications
-  Account
-  Help


If you choose to use seats-based setup, reservations will be managed according to the total number of seats available.
If you choose table-based setup, all reservations will be assigned one or more tables automatically. You will have the possibility to modify the automatically assigned tables. Only you can see the assigned tables. Your guests are not shown tables during the reservation process.

Do you wish to enable table-based setup?

IMPORTANT: All table assignments from existing reservations will be removed.

How many seats are available for reservation in your establishment?

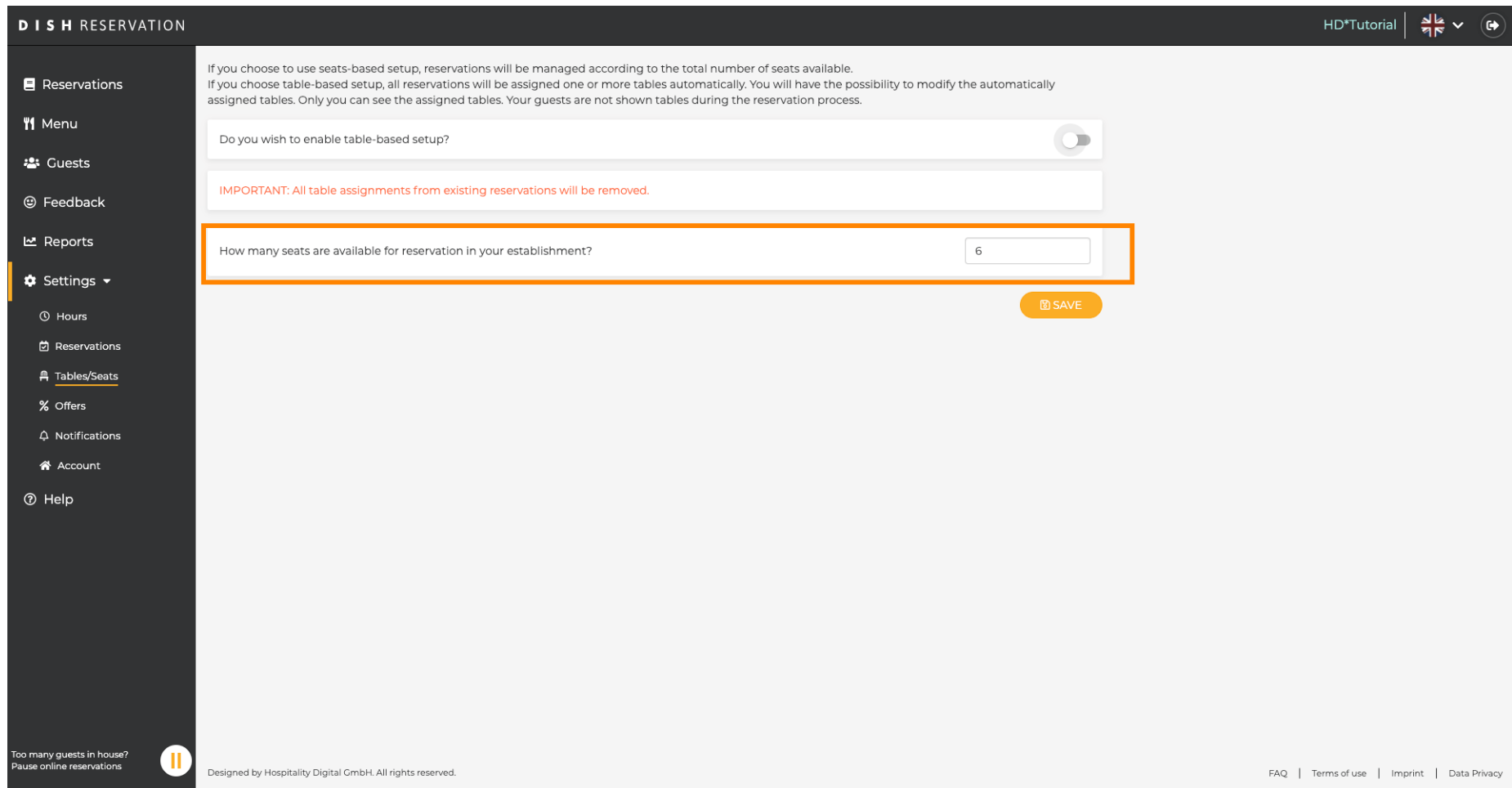
 SAVE



Too many guests in house?  Pause online reservations


Designed by Hospitality Digital GmbH. All rights reserved. FAQ | Terms of use | Imprint | Data Privacy



A rendelkezésre álló férőhelyek megváltoztatásával beállíthatja a létesítmény **maximális befogadóképességét** .



DISH RESERVATION HD*Tutorial  

- Reservations
- Menu
- Guests
- Feedback
- Reports
- Settings 
 - Hours
 - Reservations
 - Tables/Seats**
 - Offers
 - Notifications
 - Account
- Help


If you choose to use seats-based setup, reservations will be managed according to the total number of seats available.
If you choose table-based setup, all reservations will be assigned one or more tables automatically. You will have the possibility to modify the automatically assigned tables. Only you can see the assigned tables. Your guests are not shown tables during the reservation process.

Do you wish to enable table-based setup?

IMPORTANT: All table assignments from existing reservations will be removed.

How many seats are available for reservation in your establishment?

SAVE



Too many guests in house?
Pause online reservations 














Designed by Hospitality Digital GmbH. All rights reserved.

[FAQ](#) | [Terms of use](#) | [Imprint](#) | [Data Privacy](#)



Ez az. Kész vagy. Kattintson a **Mentés** gombra a módosítások alkalmazásához.

DISH RESERVATION
HD*Tutorial  

-  Reservations
-  Menu
-  Guests
-  Feedback
-  Reports
-  Settings ▼
-  Hours
-  Reservations
-  Tables/Seats
-  Offers
-  Notifications
-  Account
-  Help


If you choose to use seats-based setup, reservations will be managed according to the total number of seats available. If you choose table-based setup, all reservations will be assigned one or more tables automatically. You will have the possibility to modify the automatically assigned tables. Only you can see the assigned tables. Your guests are not shown tables during the reservation process.

Do you wish to enable table-based setup?

IMPORTANT: All table assignments from existing reservations will be removed.

How many seats are available for reservation in your establishment?

SAVE

Too many guests in house?
Pause online reservations 

Designed by Hospitality Digital GmbH. All rights reserved.

[FAQ](#) | [Terms of use](#) | [Imprint](#) | [Data Privacy](#)