


















Ora sei nel **Pannello** di amministrazione nella sezione **Impostazioni** . Qui puoi modificare la modalità di gestione della prenotazione. Sia **basato sul posto** che sulla **tabella** .


**D I S H** RESERVATION
HD\*Tutorial  

-  Reservations
-  Menu
-  Guests
-  Feedback
-  Reports
-  Settings ▾
-  Hours
-  Reservations
-  Tables/Seats
-  Offers
-  Notifications
-  Account
-  Help

If you choose to use seats-based setup, reservations will be managed according to the total number of seats available. If you choose table-based setup, all reservations will be assigned one or more tables automatically. You will have the possibility to modify the automatically assigned tables. Only you can see the assigned tables. Your guests are not shown tables during the reservation process.

You are using table-based setup


---

**Area(s)** 

If your establishment has multiple areas or rooms, you may want to define an area before you start assigning tables to it. e.g.: Indoor, Outdoor, Bar, Lounge, etc. Your active areas are listed below:


**indoor**

---

**Table(s)** 

Tables are assigned to specific areas. When you pause a whole area, all tables assigned to that area will be paused. This may make some of your future reservations invalid. Don't worry, you can just move them to other available table(s).



Table Name	Seats (6)	Area Name	Status
A	4	indoor	Active
B	2	indoor	Active














Too many guests in house?  Pause online reservations
Designed by Hospitality Digital GmbH. All rights reserved.

[FAQ](#) | [Terms of use](#) | [Imprint](#) | [Data Privacy](#)




Scegli tra l'impostazione basata su tavolo e basata su posti utilizzando l' **interruttore** designato . Nota: l'impostazione basata su tavoli assegnerà automaticamente le prenotazioni ai tavoli. La configurazione basata sui posti gestirà le prenotazioni relative al numero totale di posti disponibili.

DISH RESERVATION
HD\*Tutorial |  | 

-  Reservations
-  Menu
-  Guests
-  Feedback
-  Reports
-  Settings ▾
-  Hours
-  Reservations
-  Tables/Seats
-  Offers
-  Notifications
-  Account
-  Help


If you choose to use seats-based setup, reservations will be managed according to the total number of seats available. If you choose table-based setup, all reservations will be assigned one or more tables automatically. You will have the possibility to modify the automatically assigned tables. Only you can see the assigned tables. Your guests are not shown tables during the reservation process.

You are using table-based setup

**Area(s)** 


If your establishment has multiple areas or rooms, you may want to define an area before you start assigning tables to it. e.g.: Indoor, Outdoor, Bar, Lounge, etc. Your active areas are listed below:

**indoor**

**Table(s)** 

Tables are assigned to specific areas. When you pause a whole area, all tables assigned to that area will be paused. This may make some of your future reservations invalid. Don't worry, you can just move them to other available table(s).

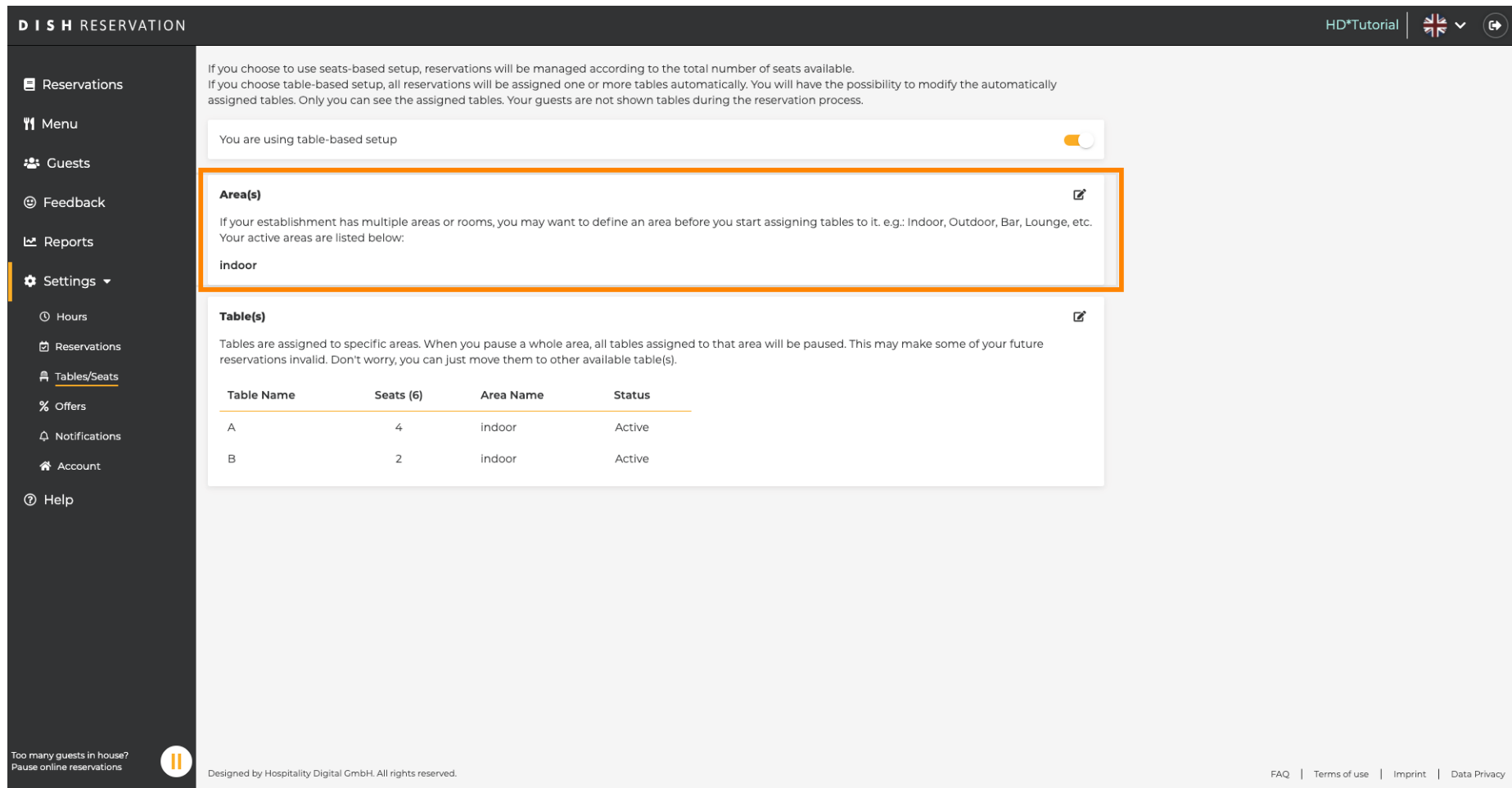
Table Name	Seats (6)	Area Name	Status
A	4	indoor	Active
B	2	indoor	Active



Too many guests in house?  Pause online reservations














Designed by Hospitality Digital GmbH. All rights reserved. FAQ | Terms of use | Imprint | Data Privacy



Cliccando **sull'icona della matita le aree** possono essere facilmente regolate, eliminate, aggiunte e impostate attive o inattive.




**DISH RESERVATION** HD\*Tutorial |  | 

-  Reservations
-  Menu
-  Guests
-  Feedback
-  Reports
-  Settings ▾
  -  Hours
  -  Reservations
  -  **Tables/Seats**
  -  Offers
  -  Notifications
  -  Account
  -  Help


If you choose to use seats-based setup, reservations will be managed according to the total number of seats available. If you choose table-based setup, all reservations will be assigned one or more tables automatically. You will have the possibility to modify the automatically assigned tables. Only you can see the assigned tables. Your guests are not shown tables during the reservation process.

You are using table-based setup

**Area(s)** 


If your establishment has multiple areas or rooms, you may want to define an area before you start assigning tables to it. e.g.: Indoor, Outdoor, Bar, Lounge, etc. Your active areas are listed below:

**indoor**

**Table(s)** 

Tables are assigned to specific areas. When you pause a whole area, all tables assigned to that area will be paused. This may make some of your future reservations invalid. Don't worry, you can just move them to other available table(s).



Table Name	Seats (6)	Area Name	Status
A	4	indoor	Active
B	2	indoor	Active














Too many guests in house?  Pause online reservations

Designed by Hospitality Digital GmbH. All rights reserved. FAQ | Terms of use | Imprint | Data Privacy




Cliccando **sull'icona della matita le tabelle** possono essere facilmente regolate, cancellate, aggiunte e impostate attive o inattive.

DISH RESERVATION
HD\*Tutorial |  | 

-  Reservations
-  Menu
-  Guests
-  Feedback
-  Reports
-  Settings ▼
-  Hours
-  Reservations
-  Tables/Seats
-  Offers
-  Notifications
-  Account
-  Help


If you choose to use seats-based setup, reservations will be managed according to the total number of seats available. If you choose table-based setup, all reservations will be assigned one or more tables automatically. You will have the possibility to modify the automatically assigned tables. Only you can see the assigned tables. Your guests are not shown tables during the reservation process.

You are using table-based setup

**Area(s)** 


If your establishment has multiple areas or rooms, you may want to define an area before you start assigning tables to it. e.g.: Indoor, Outdoor, Bar, Lounge, etc. Your active areas are listed below:

**indoor**

**Table(s)** 

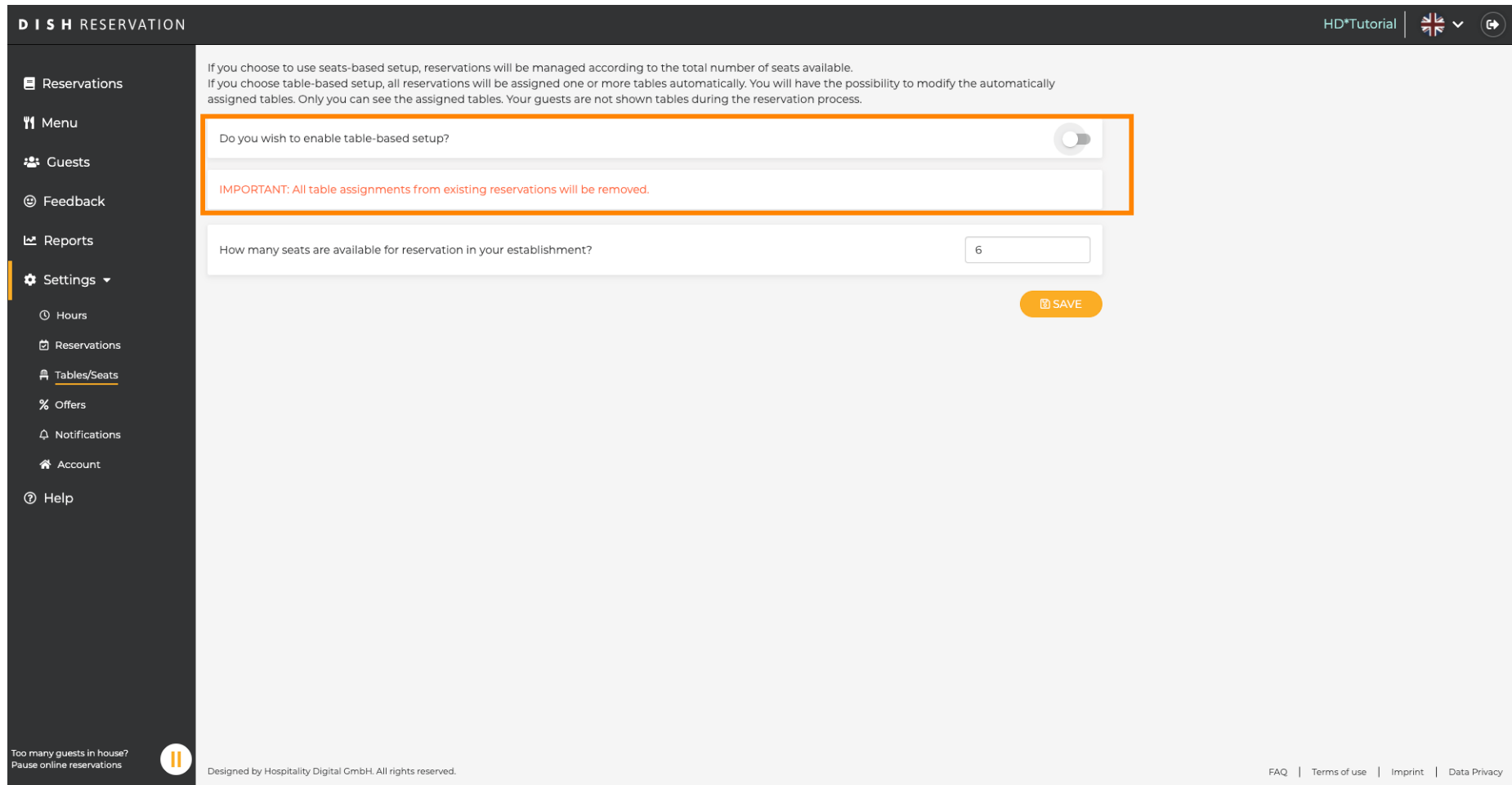
Tables are assigned to specific areas. When you pause a whole area, all tables assigned to that area will be paused. This may make some of your future reservations invalid. Don't worry, you can just move them to other available table(s).



Table Name	Seats (6)	Area Name	Status
A	4	indoor	Active
B	2	indoor	Active














Too many guests in house? Pause online reservations 
Designed by Hospitality Digital GmbH. All rights reserved. [FAQ](#) | [Terms of use](#) | [Imprint](#) | [Data Privacy](#)



Quando si passa dall'impostazione basata su tavolo a quella basata sui posti, tutte le assegnazioni di tavoli dalle prenotazioni esistenti verranno rimosse. Nota: il passaggio dalla configurazione basata su tavolo a quella basata su posti assegnerà automaticamente tutte le prenotazioni esistenti ai tavoli.



**DISH RESERVATION** HD\*Tutorial |  | 


-  Reservations
-  Menu
-  Guests
-  Feedback
-  Reports
-  Settings ▾
-  Hours
-  Reservations
-  Tables/Seats
-  Offers
-  Notifications
-  Account
-  Help


If you choose to use seats-based setup, reservations will be managed according to the total number of seats available.  
If you choose table-based setup, all reservations will be assigned one or more tables automatically. You will have the possibility to modify the automatically assigned tables. Only you can see the assigned tables. Your guests are not shown tables during the reservation process.

Do you wish to enable table-based setup?

**IMPORTANT: All table assignments from existing reservations will be removed.**

How many seats are available for reservation in your establishment?

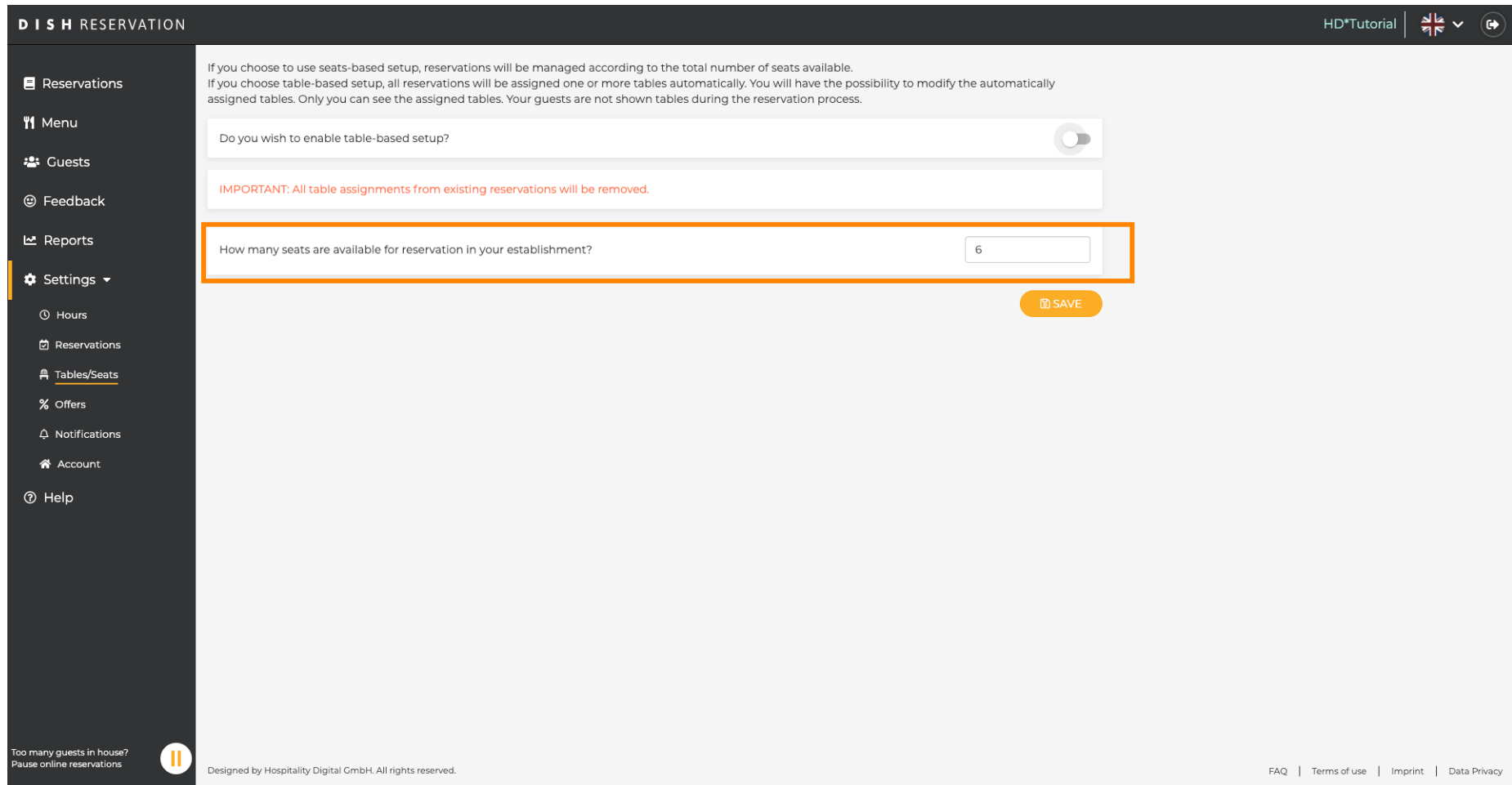




Too many guests in house?  Pause online reservations














Designed by Hospitality Digital GmbH. All rights reserved. | [FAQ](#) | [Terms of use](#) | [Imprint](#) | [Data Privacy](#)



Modificando i posti disponibili si adegua la **capienza massima** dello stabilimento.



**DISH RESERVATION** HD\*Tutorial |  | 

-  Reservations
-  Menu
-  Guests
-  Feedback
-  Reports
-  Settings ▾
  -  Hours
  -  Reservations
  -  Tables/Seats
  -  Offers
  -  Notifications
  -  Account
-  Help


If you choose to use seats-based setup, reservations will be managed according to the total number of seats available.  
 If you choose table-based setup, all reservations will be assigned one or more tables automatically. You will have the possibility to modify the automatically assigned tables. Only you can see the assigned tables. Your guests are not shown tables during the reservation process.

Do you wish to enable table-based setup?

**IMPORTANT:** All table assignments from existing reservations will be removed.

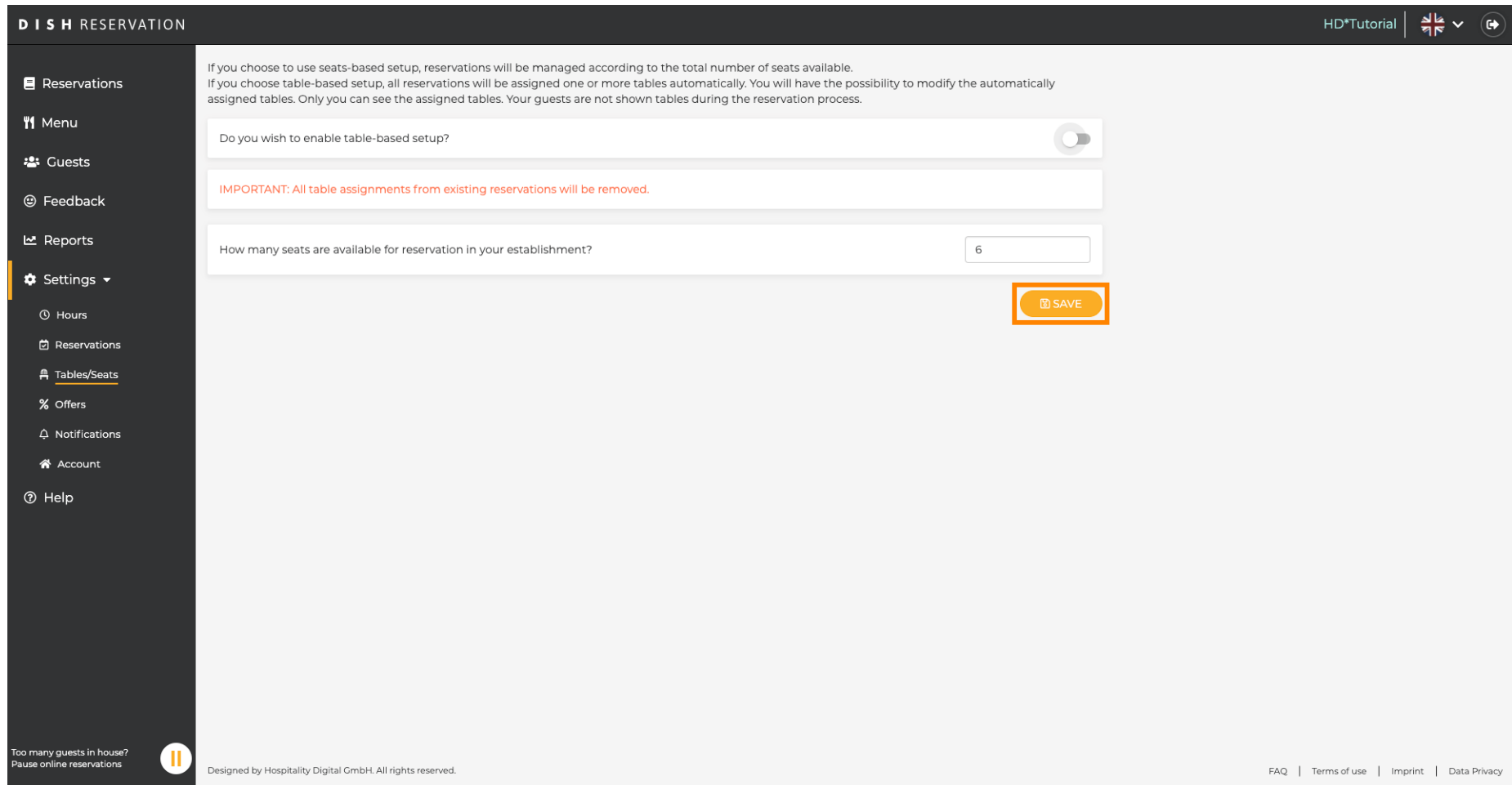
How many seats are available for reservation in your establishment?

[SAVE](#)

Too many guests in house?  Pause online reservations

Designed by Hospitality Digital GmbH. All rights reserved. FAQ | Terms of use | Imprint | Data Privacy

Questo è tutto. Hai fatto. Fare clic su **Salva** per applicare le modifiche.



The screenshot displays the DISH RESERVATION administration interface. On the left is a dark sidebar with a menu containing: Reservations, Menu, Guests, Feedback, Reports, Settings (expanded), Hours, Reservations, Tables/Seats (highlighted), Offers, Notifications, Account, and Help. At the bottom of the sidebar, there is a notification: "Too many guests in house? Pause online reservations" with a pause icon. The main content area has a dark header with "DISH RESERVATION" on the left and "HD\*Tutorial" with a language selector and a refresh icon on the right. The main content area contains the following text and form elements:

- Text: "If you choose to use seats-based setup, reservations will be managed according to the total number of seats available. If you choose table-based setup, all reservations will be assigned one or more tables automatically. You will have the possibility to modify the automatically assigned tables. Only you can see the assigned tables. Your guests are not shown tables during the reservation process."
- Form: "Do you wish to enable table-based setup?" with a toggle switch.
- Text: "IMPORTANT: All table assignments from existing reservations will be removed."
- Form: "How many seats are available for reservation in your establishment?" with an input field containing the number "6".
- Button: A yellow "SAVE" button with a checkmark icon, highlighted with an orange border.

At the bottom of the page, there is a footer with the text "Designed by Hospitality Digital GmbH. All rights reserved." and a navigation menu: "FAQ | Terms of use | Imprint | Data Privacy".