



U bevindt zich nu in het **beheerdersdashboard** onder de sectie **Instellingen**. Hier kunt u instellen hoe de reservering moet worden beheerd. Ofwel **stoelgebaseerd** of **tafelgebaseerd**.

DISH RESERVATION

Reservations

Menu

Guests

Feedback

Reports

Settings

Hours

Reservations

Tables/Seats



Offers

Notifications

Account


Help

HD*Tutorial


If you choose to use seats-based setup, reservations will be managed according to the total number of seats available. If you choose table-based setup, all reservations will be assigned one or more tables automatically. You will have the possibility to modify the automatically assigned tables. Only you can see the assigned tables. Your guests are not shown tables during the reservation process.

You are using table-based setup ☒

Area(s) 

If your establishment has multiple areas or rooms, you may want to define an area before you start assigning tables to it. e.g.: Indoor, Outdoor, Bar, Lounge, etc. Your active areas are listed below:

indoor


Table(s) 

Tables are assigned to specific areas. When you pause a whole area, all tables assigned to that area will be paused. This may make some of your future reservations invalid. Don't worry, you can just move them to other available table(s).

Table Name	Seats (6)	Area Name	Status
A	4	indoor	Active
B	2	indoor	Active

Too many guests in house?

Pause online reservations



Designed by Hospitality Digital GmbH. All rights reserved.

FAQ

Terms of use

Imprint

Data Privacy



Kies tussen op tafel e stoelen gebaseerde setup met behulp van de daarvoor bestemde **schakelaar** .
Opmerking: bij een op tafel gebaseerde instelling worden reserveringen automatisch aan tafels toegewezen. Op stoelen gebaseerde configuratie beheert reserveringen met betrekking tot het totale aantal beschikbare stoelen.

DISH RESERVATION

Reservations

Menu

Guests

Feedback

Reports

Settings

Hours

Reservations

Tables/Seats



Offers

Notifications

Account


Help

HD*Tutorial

If you choose to use seats-based setup, reservations will be managed according to the total number of seats available. If you choose table-based setup, all reservations will be assigned one or more tables automatically. You will have the possibility to modify the automatically assigned tables. Only you can see the assigned tables. Your guests are not shown tables during the reservation process.

You are using table-based setup



Area(s)

If your establishment has multiple areas or rooms, you may want to define an area before you start assigning tables to it. e.g.: Indoor, Outdoor, Bar, Lounge, etc. Your active areas are listed below:


indoor

Table(s)

Tables are assigned to specific areas. When you pause a whole area, all tables assigned to that area will be paused. This may make some of your future reservations invalid. Don't worry, you can just move them to other available table(s).

Table Name	Seats (6)	Area Name	Status
A	4	indoor	Active
B	2	indoor	Active

Too many guests in house? Pause online reservations



Designed by Hospitality Digital GmbH. All rights reserved.

FAQ

Terms of use

Imprint

Data Privacy



Door op het **potloodpictogram** te klikken, kunnen **gebieden** eenvoudig worden aangepast, verwijderd, toegevoegd en actief of inactief worden ingesteld.

DISH RESERVATION

Reservations

Menu

Guests

Feedback

Reports

Settings

Hours

Reservations

Tables/Seats

Offers

Notifications

Account

Help

Too many guests in house?
Pause online reservations

HD*Tutorial

If you choose to use seats-based setup, reservations will be managed according to the total number of seats available.
If you choose table-based setup, all reservations will be assigned one or more tables automatically. You will have the possibility to modify the automatically assigned tables. Only you can see the assigned tables. Your guests are not shown tables during the reservation process.

You are using table-based setup

Area(s)

If your establishment has multiple areas or rooms, you may want to define an area before you start assigning tables to it. e.g.: Indoor, Outdoor, Bar, Lounge, etc.
Your active areas are listed below:

indoor

Table(s)

Tables are assigned to specific areas. When you pause a whole area, all tables assigned to that area will be paused. This may make some of your future reservations invalid. Don't worry, you can just move them to other available table(s).

Table Name	Seats (6)	Area Name	Status
A	4	indoor	Active
B	2	indoor	Active

Designed by Hospitality Digital GmbH. All rights reserved.

[FAQ](#) | [Terms of use](#) | [Imprint](#) | [Data Privacy](#)



Door op het **potloodpictogram te klikken, kunnen tabellen** eenvoudig worden aangepast, verwijderd, toegevoegd en actief of inactief worden ingesteld.

DISH RESERVATION
HD*Tutorial

- Reservations
- Menu
- Guests
- Feedback
- Reports
- Settings
 - Hours
 - Reservations
 - Tables/Seats
 - Offers
 - Notifications
 - Account
- Help

If you choose to use seats-based setup, reservations will be managed according to the total number of seats available. If you choose table-based setup, all reservations will be assigned one or more tables automatically. You will have the possibility to modify the automatically assigned tables. Only you can see the assigned tables. Your guests are not shown tables during the reservation process.

You are using table-based setup

Area(s)

If your establishment has multiple areas or rooms, you may want to define an area before you start assigning tables to it. e.g.: Indoor, Outdoor, Bar, Lounge, etc. Your active areas are listed below:

indoor

Table(s)

Tables are assigned to specific areas. When you pause a whole area, all tables assigned to that area will be paused. This may make some of your future reservations invalid. Don't worry, you can just move them to other available table(s).

Table Name	Seats (6)	Area Name	Status
A	4	indoor	Active
B	2	indoor	Active

Too many guests in house? Pause online reservations

Designed by Hospitality Digital GmbH. All rights reserved.

FAQ | Terms of use | Imprint | Data Privacy



Bij het overschakelen van op tafel gebaseerde naar op stoelen gebaseerde opstelling worden alle tafeltoewijzingen van bestaande reserveringen verwijderd. Opmerking: Als u overschakelt van een op tafel gebaseerde naar op stoelen gebaseerde configuratie, worden alle bestaande reserveringen automatisch aan tafels toegewezen.

DISH RESERVATION
HD*Tutorial

- Reservations
- Menu
- Guests
- Feedback
- Reports
- Settings
 - Hours
 - Reservations
 - Tables/Seats
 - Offers
 - Notifications
 - Account
- Help

If you choose to use seats-based setup, reservations will be managed according to the total number of seats available. If you choose table-based setup, all reservations will be assigned one or more tables automatically. You will have the possibility to modify the automatically assigned tables. Only you can see the assigned tables. Your guests are not shown tables during the reservation process.

Do you wish to enable table-based setup?
☐

IMPORTANT: All table assignments from existing reservations will be removed.

How many seats are available for reservation in your establishment?

SAVE

Too many guests in house? Pause online reservations

Designed by Hospitality Digital GmbH. All rights reserved.

[FAQ](#) |
[Terms of use](#) |
[Imprint](#) |
[Data Privacy](#)



Door de beschikbare zitplaatsen te wijzigen pas je de **maximale capaciteit** van de vestiging aan.

DISH RESERVATION

HD*Tutorial

Reservations

Menu

Guests

Feedback

Reports

Settings

Hours

Reservations

Tables/Seats

Offers

Notifications

Account

Help

If you choose to use seats-based setup, reservations will be managed according to the total number of seats available. If you choose table-based setup, all reservations will be assigned one or more tables automatically. You will have the possibility to modify the automatically assigned tables. Only you can see the assigned tables. Your guests are not shown tables during the reservation process.

Do you wish to enable table-based setup?

IMPORTANT: All table assignments from existing reservations will be removed.

How many seats are available for reservation in your establishment?

6

SAVE

Too many guests in house?
Pause online reservations

Designed by Hospitality Digital GmbH. All rights reserved.

FAQ
Terms of use
Imprint
Data Privacy



Dat is het. Je bent klaar. Klik op **opslaan** om wijzigingen toe te passen.

DISH RESERVATION
HD*Tutorial

- Reservations
- Menu
- Guests
- Feedback
- Reports
- Settings
 - Hours
 - Reservations
 - Tables/Seats
 - Offers
 - Notifications
 - Account
- Help

If you choose to use seats-based setup, reservations will be managed according to the total number of seats available. If you choose table-based setup, all reservations will be assigned one or more tables automatically. You will have the possibility to modify the automatically assigned tables. Only you can see the assigned tables. Your guests are not shown tables during the reservation process.

Do you wish to enable table-based setup?

IMPORTANT: All table assignments from existing reservations will be removed.

How many seats are available for reservation in your establishment?

6

SAVE

Too many guests in house? Pause online reservations

Designed by Hospitality Digital GmbH. All rights reserved.

FAQ | Terms of use | Imprint | Data Privacy