



















Acum vă aflați în **Panoul de administrare** din secțiunea **Setări** . Aici puteți ajusta modul în care trebuie gestionată rezervarea. Fie **pe scaun**, fie pe **masă** .

**D I S H** RESERVATION
HD\*Tutorial  

-  Reservations
-  Menu
-  Guests
-  Feedback
-  Reports
-  Settings ▾
-  Hours
-  Reservations
-  Tables/Seats
-  Offers
-  Notifications
-  Account
-  Help


If you choose to use seats-based setup, reservations will be managed according to the total number of seats available. If you choose table-based setup, all reservations will be assigned one or more tables automatically. You will have the possibility to modify the automatically assigned tables. Only you can see the assigned tables. Your guests are not shown tables during the reservation process.

You are using table-based setup

**Area(s)** 


If your establishment has multiple areas or rooms, you may want to define an area before you start assigning tables to it. e.g.: Indoor, Outdoor, Bar, Lounge, etc. Your active areas are listed below:

**indoor**

**Table(s)** 

Tables are assigned to specific areas. When you pause a whole area, all tables assigned to that area will be paused. This may make some of your future reservations invalid. Don't worry, you can just move them to other available table(s).

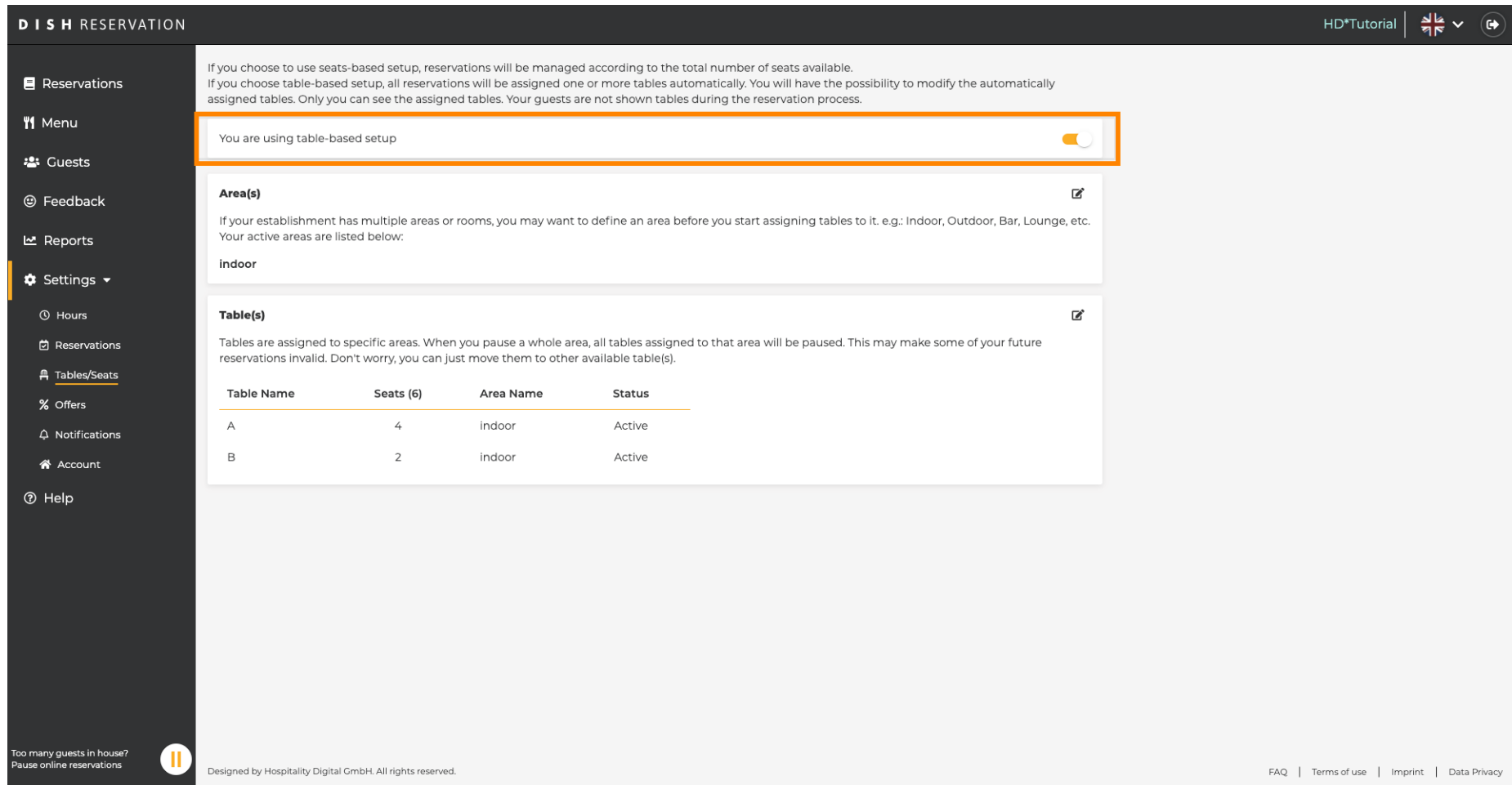
Table Name	Seats (6)	Area Name	Status
A	4	indoor	Active
B	2	indoor	Active



Too many guests in house?  Pause online reservations
Designed by Hospitality Digital GmbH. All rights reserved.














[FAQ](#) | [Terms of use](#) | [Imprint](#) | [Data Privacy](#)



Alegeți între configurarea bazată pe masă și cea bazată pe scaune utilizând **comutatorul** desemnat .  
 Notă: Configurarea pe bază de masă va aloca rezervările automat meselor. Configurarea bazată pe locuri va gestiona rezervările privind numărul total de locuri disponibile.




**DISH RESERVATION** HD\*Tutorial |  | 

-  Reservations
-  Menu
-  Guests
-  Feedback
-  Reports
-  Settings ▾
-  Hours
-  Reservations
-  Tables/Seats
-  Offers
-  Notifications
-  Account
-  Help


If you choose to use seats-based setup, reservations will be managed according to the total number of seats available.  
 If you choose table-based setup, all reservations will be assigned one or more tables automatically. You will have the possibility to modify the automatically assigned tables. Only you can see the assigned tables. Your guests are not shown tables during the reservation process.

You are using table-based setup

**Area(s)** 


If your establishment has multiple areas or rooms, you may want to define an area before you start assigning tables to it. e.g.: Indoor, Outdoor, Bar, Lounge, etc.  
 Your active areas are listed below:

**indoor**

**Table(s)** 

Tables are assigned to specific areas. When you pause a whole area, all tables assigned to that area will be paused. This may make some of your future reservations invalid. Don't worry, you can just move them to other available table(s).



Table Name	Seats (6)	Area Name	Status
A	4	indoor	Active
B	2	indoor	Active














Too many guests in house?  
 Pause online reservations 

Designed by Hospitality Digital GmbH. All rights reserved. FAQ | Terms of use | Imprint | Data Privacy




Făcând clic pe **pictograma creion** , **zonele** pot fi ușor ajustate, șterse, adăugate și setate active sau inactive.

DISH RESERVATION
HD\*Tutorial |  | 

-  Reservations
-  Menu
-  Guests
-  Feedback
-  Reports
-  Settings ▾
-  Hours
-  Reservations
-  Tables/Seats
-  Offers
-  Notifications
-  Account
-  Help


If you choose to use seats-based setup, reservations will be managed according to the total number of seats available. If you choose table-based setup, all reservations will be assigned one or more tables automatically. You will have the possibility to modify the automatically assigned tables. Only you can see the assigned tables. Your guests are not shown tables during the reservation process.

You are using table-based setup

**Area(s)** 


If your establishment has multiple areas or rooms, you may want to define an area before you start assigning tables to it. e.g.: Indoor, Outdoor, Bar, Lounge, etc. Your active areas are listed below:

**indoor**

**Table(s)** 

Tables are assigned to specific areas. When you pause a whole area, all tables assigned to that area will be paused. This may make some of your future reservations invalid. Don't worry, you can just move them to other available table(s).

Table Name	Seats (6)	Area Name	Status
A	4	indoor	Active
B	2	indoor	Active



Too many guests in house?  
Pause online reservations 














Designed by Hospitality Digital GmbH. All rights reserved.

[FAQ](#) | [Terms of use](#) | [Imprint](#) | [Data Privacy](#)




Făcând clic pe **pictograma creion**, **tabelele** pot fi ușor ajustate, șterse, adăugate și setate active sau inactive.

DISH RESERVATION
HD\*Tutorial |  | 

-  Reservations
-  Menu
-  Guests
-  Feedback
-  Reports
-  Settings ▾
-  Hours
-  Reservations
-  Tables/Seats
-  Offers
-  Notifications
-  Account
-  Help


If you choose to use seats-based setup, reservations will be managed according to the total number of seats available. If you choose table-based setup, all reservations will be assigned one or more tables automatically. You will have the possibility to modify the automatically assigned tables. Only you can see the assigned tables. Your guests are not shown tables during the reservation process.

You are using table-based setup

**Area(s)** 

If your establishment has multiple areas or rooms, you may want to define an area before you start assigning tables to it. e.g.: Indoor, Outdoor, Bar, Lounge, etc. Your active areas are listed below:


**indoor**

**Table(s)** 

Tables are assigned to specific areas. When you pause a whole area, all tables assigned to that area will be paused. This may make some of your future reservations invalid. Don't worry, you can just move them to other available table(s).

Table Name	Seats (6)	Area Name	Status
A	4	indoor	Active
B	2	indoor	Active

Too many guests in house?  
Pause online reservations

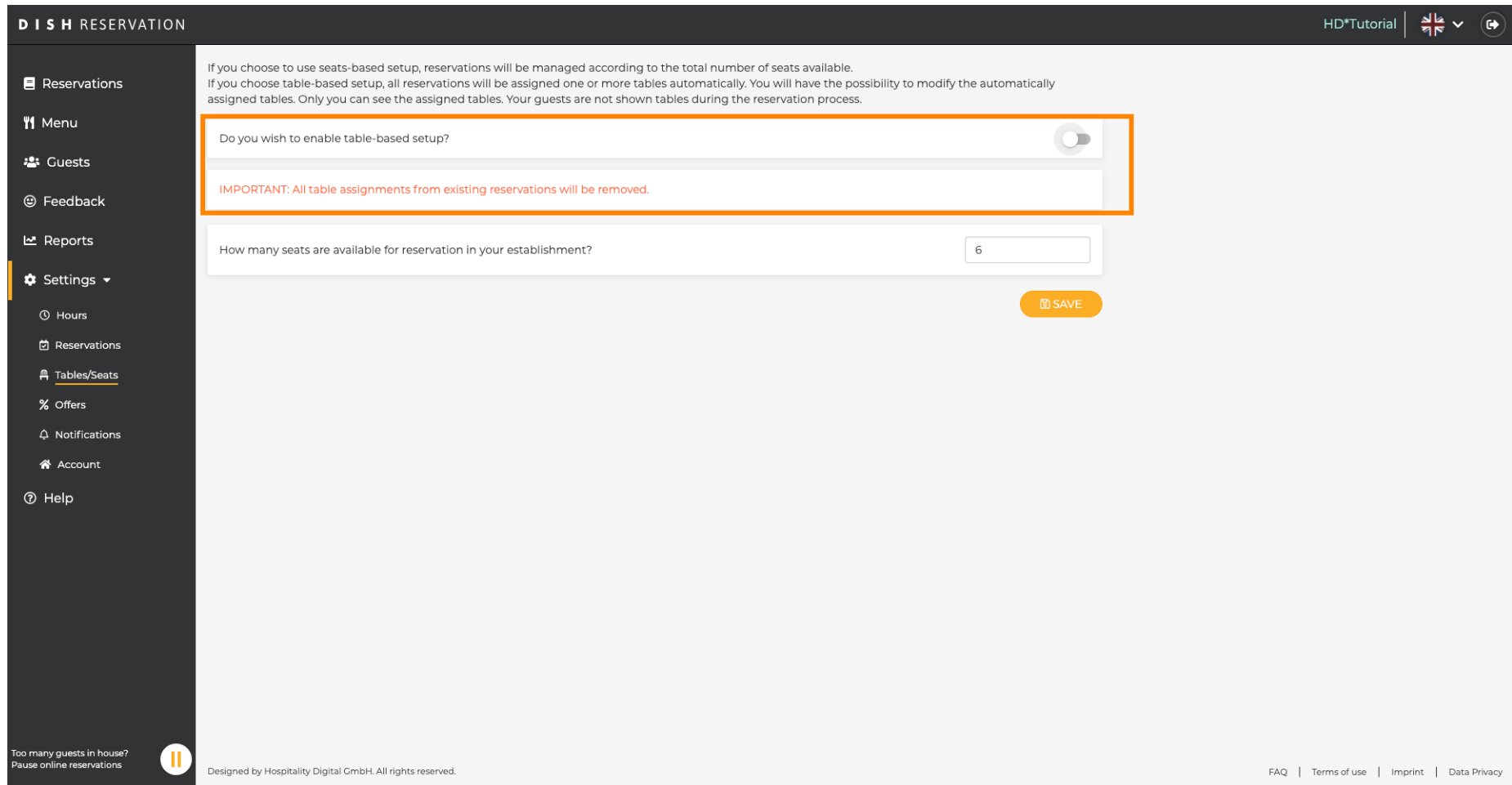




Designed by Hospitality Digital GmbH. All rights reserved.














[FAQ](#) | [Terms of use](#) | [Imprint](#) | [Data Privacy](#)



Când treceți de la o configurație bazată pe masă la cea bazată pe locuri, toate alocarea meselor din rezervările existente vor fi eliminate. Notă: Trecerea de la configurarea bazată pe masă la cea bazată pe locuri va alocă automat toate rezervările existente la mese.



**DISH RESERVATION** HD\*Tutorial |  | 

-  Reservations
-  Menu
-  Guests
-  Feedback
-  Reports
-  Settings ▾
-  Hours
-  Reservations
-  Tables/Seats
-  Offers
-  Notifications
-  Account
-  Help


If you choose to use seats-based setup, reservations will be managed according to the total number of seats available.  
If you choose table-based setup, all reservations will be assigned one or more tables automatically. You will have the possibility to modify the automatically assigned tables. Only you can see the assigned tables. Your guests are not shown tables during the reservation process.

Do you wish to enable table-based setup?

**IMPORTANT: All table assignments from existing reservations will be removed.**

How many seats are available for reservation in your establishment?

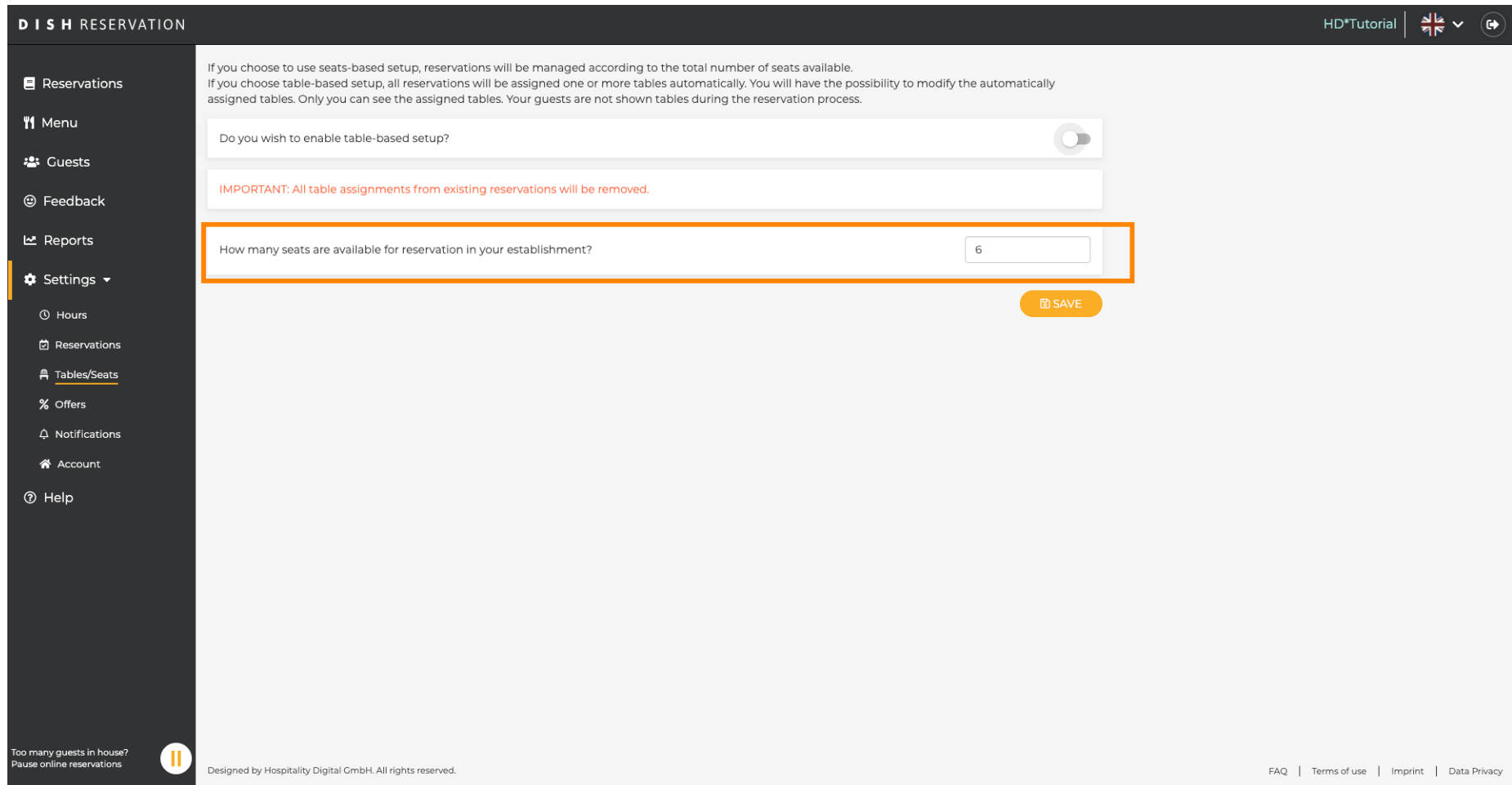
[SAVE](#)

Too many guests in house?  Pause online reservations

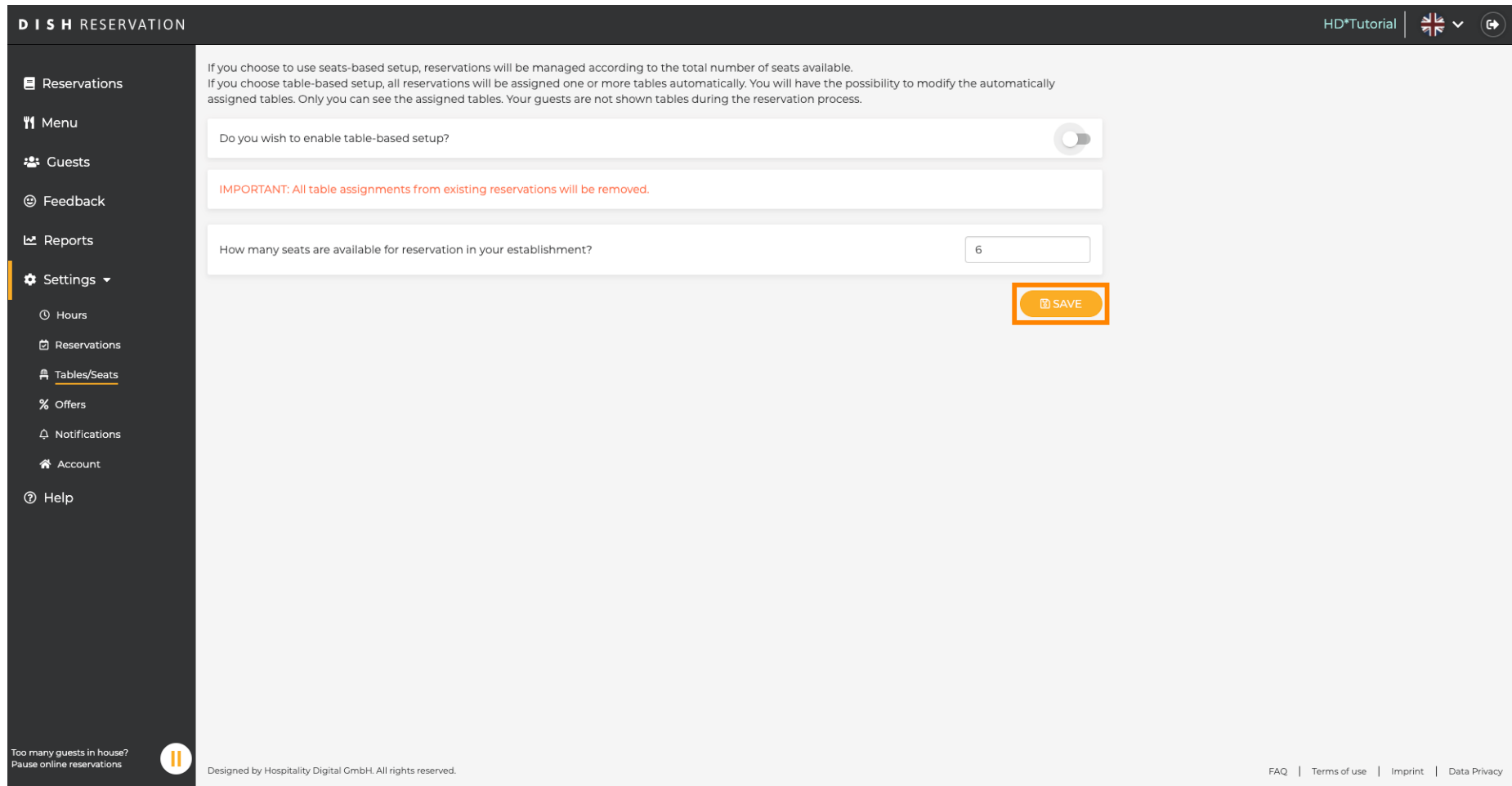
Designed by Hospitality Digital GmbH. All rights reserved. [FAQ](#) | [Terms of use](#) | [Imprint](#) | [Data Privacy](#)



Prin schimbarea locurilor disponibile ajustezi **capacitatea maximă** a unității.



Asta e. Esti gata. Faceți clic pe **salvare** pentru a aplica modificările.



**DISH RESERVATION** HD\*Tutorial

- Reservations
- Menu
- Guests
- Feedback
- Reports
- Settings ▾
  - Hours
  - Reservations
  - Tables/Seats**
  - Offers
  - Notifications
  - Account
- Help

If you choose to use seats-based setup, reservations will be managed according to the total number of seats available.  
If you choose table-based setup, all reservations will be assigned one or more tables automatically. You will have the possibility to modify the automatically assigned tables. Only you can see the assigned tables. Your guests are not shown tables during the reservation process.

Do you wish to enable table-based setup?

**IMPORTANT: All table assignments from existing reservations will be removed.**

How many seats are available for reservation in your establishment?

**SAVE**

Too many guests in house?  
Pause online reservations

Designed by Hospitality Digital GmbH. All rights reserved.

FAQ | Terms of use | Imprint | Data Privacy