



















Теперь вы находитесь в **панели администратора** в разделе **Настройки**. Здесь вы можете настроить способ управления бронированием. Либо **сидячие**, либо **столовые**.

D I S H RESERVATION
HD*Tutorial |  | 

-  Reservations
-  Menu
-  Guests
-  Feedback
-  Reports
-  Settings ▾
-  Hours
-  Reservations
-  Tables/Seats
-  Offers
-  Notifications
-  Account
-  Help


If you choose to use seats-based setup, reservations will be managed according to the total number of seats available. If you choose table-based setup, all reservations will be assigned one or more tables automatically. You will have the possibility to modify the automatically assigned tables. Only you can see the assigned tables. Your guests are not shown tables during the reservation process.

You are using table-based setup

Area(s) 


If your establishment has multiple areas or rooms, you may want to define an area before you start assigning tables to it. e.g.: Indoor, Outdoor, Bar, Lounge, etc. Your active areas are listed below:

indoor

Table(s) 

Tables are assigned to specific areas. When you pause a whole area, all tables assigned to that area will be paused. This may make some of your future reservations invalid. Don't worry, you can just move them to other available table(s).

Table Name	Seats (6)	Area Name	Status
A	4	indoor	Active
B	2	indoor	Active

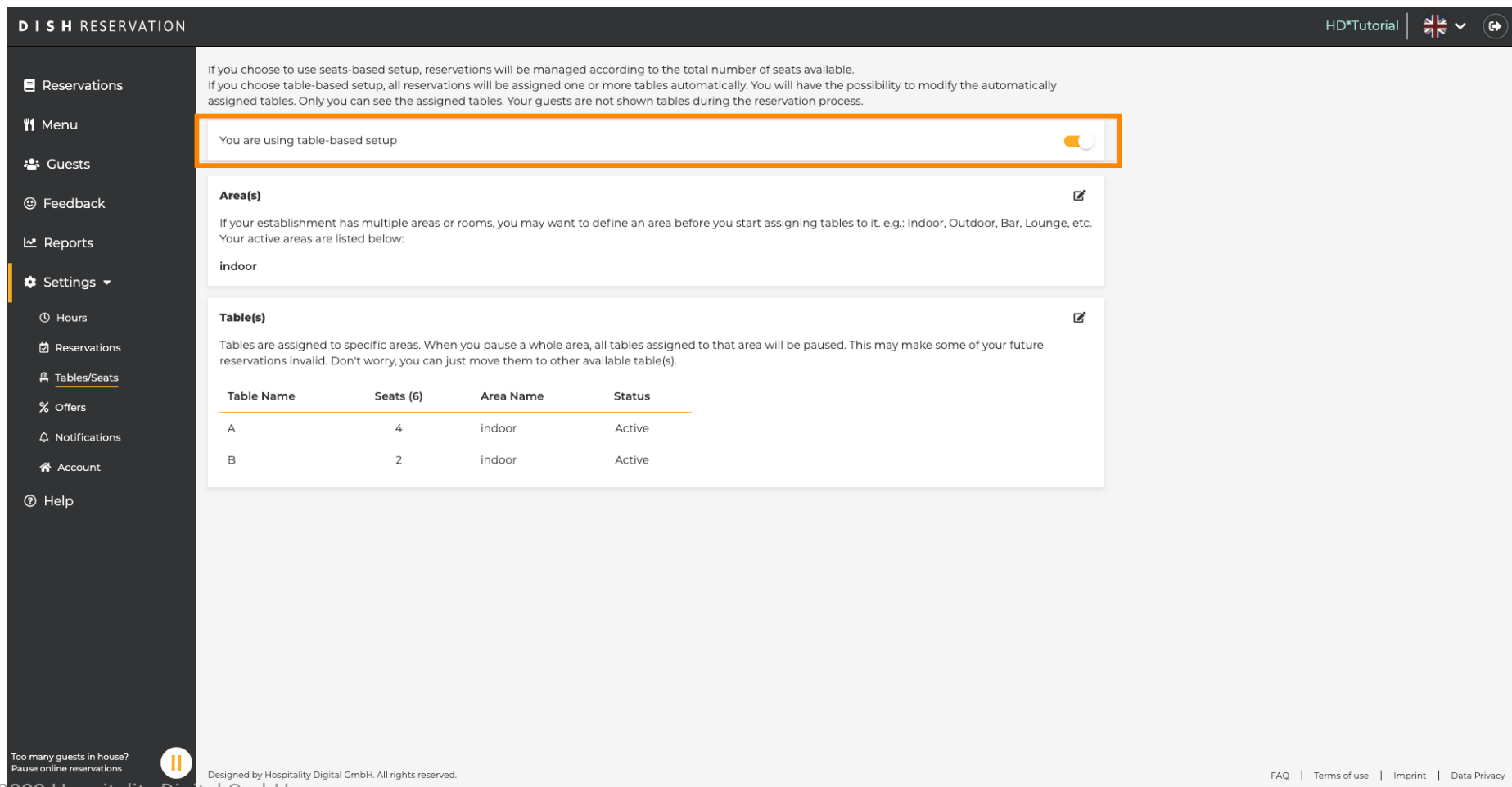
Too many guests in house?
Pause online reservations 

Designed by Hospitality Digital GmbH. All rights reserved.

[FAQ](#) | [Terms of use](#) | [Imprint](#) | [Data Privacy](#)



Выберите между настройкой столов и сидячих мест с помощью специального **переключателя** .
 Примечание. При настройке на основе таблиц резервирование будет автоматически назначено столам. Настройка на основе мест будет управлять бронированием в зависимости от общего количества доступных мест.



DISH RESERVATION HD*Tutorial

Reservations

Menu

Guests

Feedback

Reports

Settings

Hours

Reservations

Tables/Seats

Offers

Notifications

Account

Help

If you choose to use seats-based setup, reservations will be managed according to the total number of seats available. If you choose table-based setup, all reservations will be assigned one or more tables automatically. You will have the possibility to modify the automatically assigned tables. Only you can see the assigned tables. Your guests are not shown tables during the reservation process.

You are using table-based setup

Area(s)

If your establishment has multiple areas or rooms, you may want to define an area before you start assigning tables to it. e.g.: Indoor, Outdoor, Bar, Lounge, etc. Your active areas are listed below:

indoor

Table(s)

Tables are assigned to specific areas. When you pause a whole area, all tables assigned to that area will be paused. This may make some of your future reservations invalid. Don't worry, you can just move them to other available table(s).

Table Name	Seats (6)	Area Name	Status
A	4	indoor	Active
B	2	indoor	Active



Too many guests in house? Pause online reservations














Designed by Hospitality Digital GmbH. All rights reserved.

FAQ | Terms of use | Imprint | Data Privacy




Щелчком по **значку карандаша области** можно легко настроить, удалить, добавить, а также сделать активными или неактивными.

DISH RESERVATION
HD*Tutorial |  | 

-  Reservations
-  Menu
-  Guests
-  Feedback
-  Reports
-  Settings ▾
 -  Hours
 -  Reservations
 -  Tables/Seats
 -  Offers
 -  Notifications
 -  Account
 -  Help


If you choose to use seats-based setup, reservations will be managed according to the total number of seats available. If you choose table-based setup, all reservations will be assigned one or more tables automatically. You will have the possibility to modify the automatically assigned tables. Only you can see the assigned tables. Your guests are not shown tables during the reservation process.

You are using table-based setup

Area(s) 


If your establishment has multiple areas or rooms, you may want to define an area before you start assigning tables to it. e.g.: Indoor, Outdoor, Bar, Lounge, etc. Your active areas are listed below:

indoor

Table(s) 

Tables are assigned to specific areas. When you pause a whole area, all tables assigned to that area will be paused. This may make some of your future reservations invalid. Don't worry, you can just move them to other available table(s).

Table Name	Seats (6)	Area Name	Status
A	4	indoor	Active
B	2	indoor	Active



Too many guests in house?
Pause online reservations 














Designed by Hospitality Digital GmbH. All rights reserved.

[FAQ](#) | [Terms of use](#) | [Imprint](#) | [Data Privacy](#)




Нажав на **значок карандаша**, **таблицы** можно легко настроить, удалить, добавить, а также сделать активными или неактивными.

DISH RESERVATION
HD*Tutorial |  | 

-  Reservations
-  Menu
-  Guests
-  Feedback
-  Reports
-  Settings ▾
-  Hours
-  Reservations
-  Tables/Seats
-  Offers
-  Notifications
-  Account
-  Help


If you choose to use seats-based setup, reservations will be managed according to the total number of seats available. If you choose table-based setup, all reservations will be assigned one or more tables automatically. You will have the possibility to modify the automatically assigned tables. Only you can see the assigned tables. Your guests are not shown tables during the reservation process.

You are using table-based setup

Area(s) 


If your establishment has multiple areas or rooms, you may want to define an area before you start assigning tables to it. e.g.: Indoor, Outdoor, Bar, Lounge, etc. Your active areas are listed below:

indoor

Table(s) 

Tables are assigned to specific areas. When you pause a whole area, all tables assigned to that area will be paused. This may make some of your future reservations invalid. Don't worry, you can just move them to other available table(s).

Table Name	Seats (6)	Area Name	Status
A	4	indoor	Active
B	2	indoor	Active

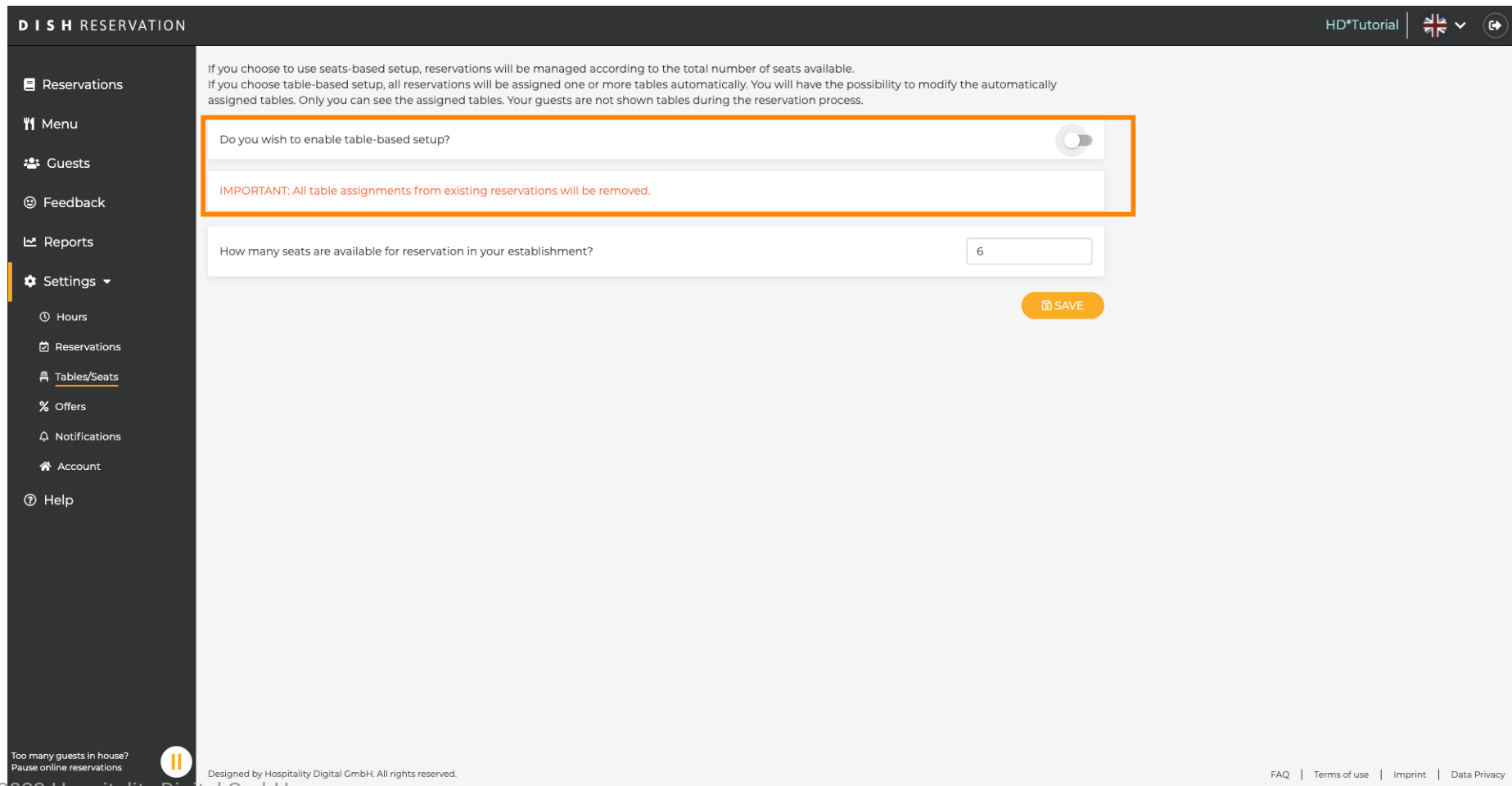
Too many guests in house?
Pause online reservations 

Designed by Hospitality Digital GmbH. All rights reserved.

[FAQ](#) | [Terms of use](#) | [Imprint](#) | [Data Privacy](#)



При переключении с настройки на основе столов на настройку на основе мест все назначения столов из существующих резервирований будут удалены. Примечание. При переключении с настройки на основе столов на настройку на основе мест все существующие бронирования будут автоматически назначены столам.



DISH RESERVATION HD*Tutorial

- Reservations
- Menu
- Guests
- Feedback
- Reports
- Settings
 - Hours
 - Reservations
 - Tables/Seats**
 - Offers
 - Notifications
 - Account
- Help

If you choose to use seats-based setup, reservations will be managed according to the total number of seats available. If you choose table-based setup, all reservations will be assigned one or more tables automatically. You will have the possibility to modify the automatically assigned tables. Only you can see the assigned tables. Your guests are not shown tables during the reservation process.

Do you wish to enable table-based setup?

IMPORTANT: All table assignments from existing reservations will be removed.

How many seats are available for reservation in your establishment?

SAVE

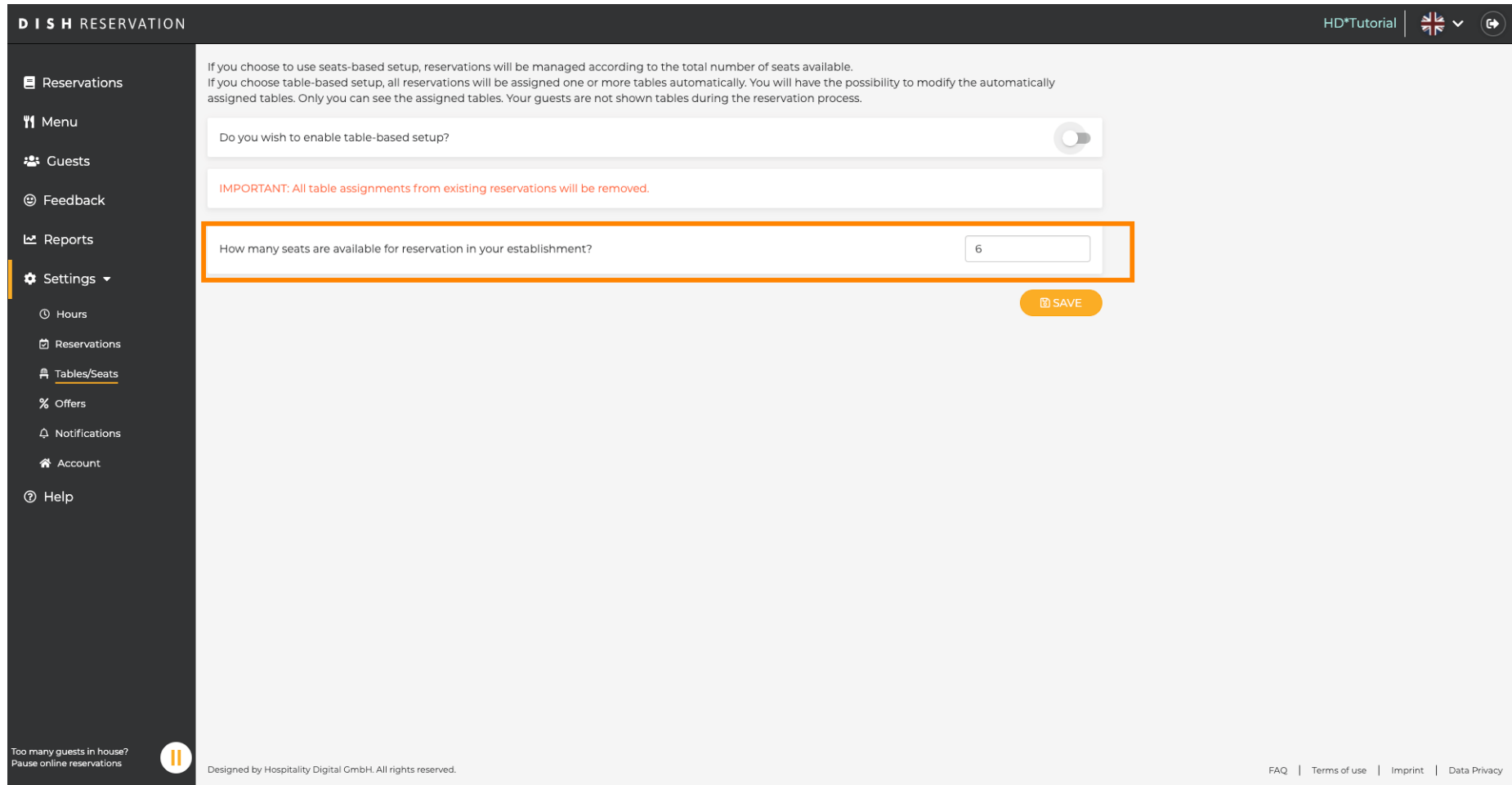
Too many guests in house? Pause online reservations

Designed by Hospitality Digital GmbH. All rights reserved.

FAQ | Terms of use | Imprint | Data Privacy



Меняя доступные места, вы настраиваете **максимальную вместимость** заведения.



DISH RESERVATION HD*Tutorial

Reservations

Menu

Guests

Feedback

Reports

Settings

- Hours
- Reservations
- Tables/Seats**
- Offers
- Notifications
- Account

Help

Too many guests in house? Pause online reservations

Designed by Hospitality Digital GmbH. All rights reserved.

FAQ | Terms of use | Imprint | Data Privacy

If you choose to use seats-based setup, reservations will be managed according to the total number of seats available. If you choose table-based setup, all reservations will be assigned one or more tables automatically. You will have the possibility to modify the automatically assigned tables. Only you can see the assigned tables. Your guests are not shown tables during the reservation process.

Do you wish to enable table-based setup?

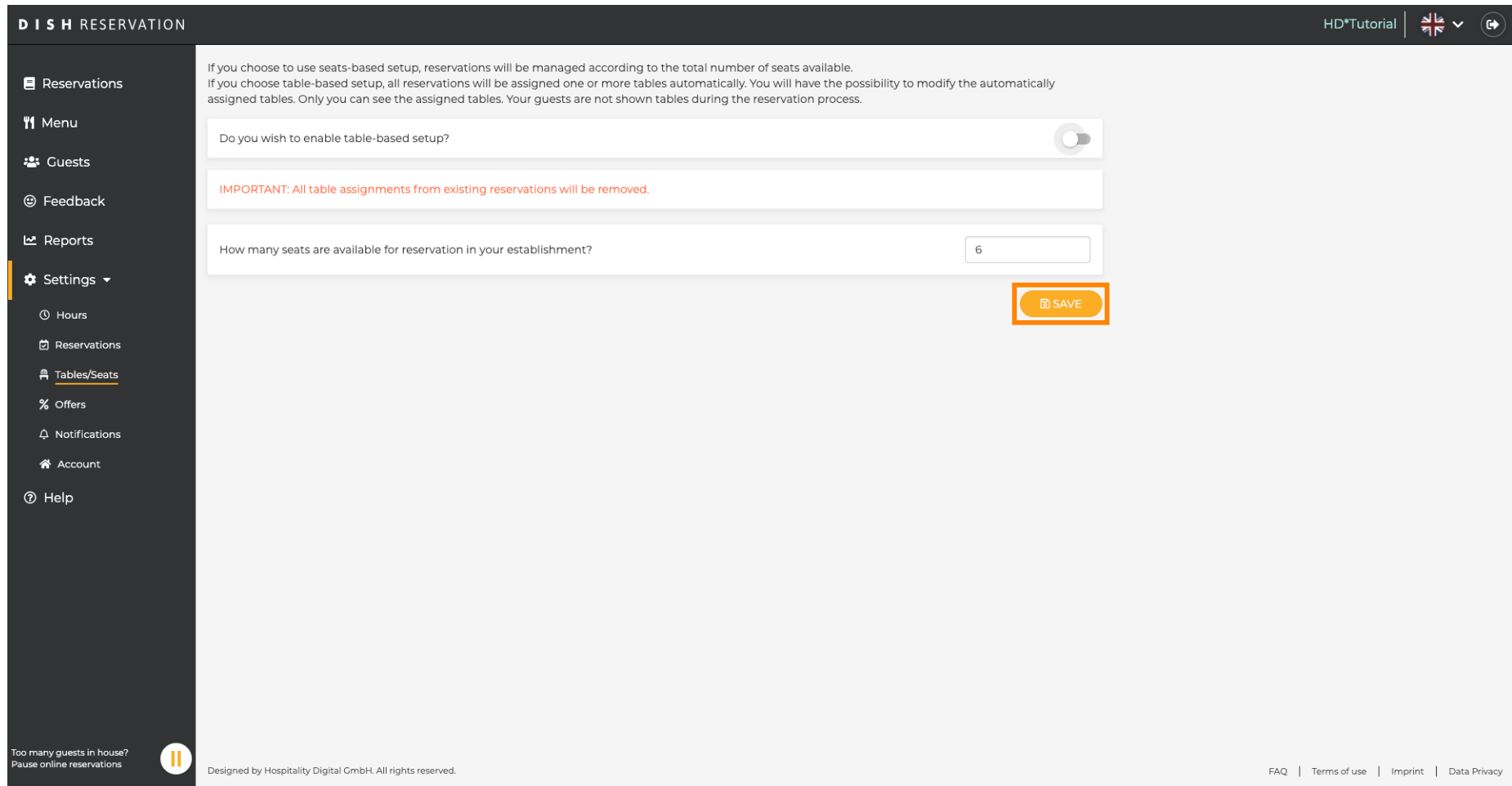
IMPORTANT: All table assignments from existing reservations will be removed.

How many seats are available for reservation in your establishment?

SAVE



Вот и все. Вы сделали. Нажмите « **Сохранить** » , чтобы применить изменения.



The screenshot shows the 'DISH RESERVATION' admin interface. On the left is a dark sidebar with a menu: Reservations, Menu, Guests, Feedback, Reports, Settings (expanded), Hours, Reservations, Tables/Seats (highlighted), Offers, Notifications, Account, and Help. At the bottom of the sidebar, there is a notification: 'Too many guests in house? Pause online reservations' with a pause icon. The main content area has a dark header with 'HD*Tutorial', a language selector (UK flag), and a refresh icon. Below the header, there is explanatory text: 'If you choose to use seats-based setup, reservations will be managed according to the total number of seats available. If you choose table-based setup, all reservations will be assigned one or more tables automatically. You will have the possibility to modify the automatically assigned tables. Only you can see the assigned tables. Your guests are not shown tables during the reservation process.' A toggle switch for 'Do you wish to enable table-based setup?' is currently turned off. Below this is a red warning message: 'IMPORTANT: All table assignments from existing reservations will be removed.' A text input field for 'How many seats are available for reservation in your establishment?' contains the number '6'. A yellow 'SAVE' button is highlighted with an orange border. At the bottom right, there are links for 'FAQ | Terms of use | Imprint | Data Privacy'. At the bottom left, it says 'Designed by Hospitality Digital GmbH. All rights reserved.'