


















Teraz sa nachádzate v **správčovskom paneli** v časti **Nastavenia** . Tu môžete upraviť spôsob spravovania rezervácie. Buď **na sedadle** alebo **na stole** .


**D I S H** RESERVATION
HD\*Tutorial  

-  Reservations
-  Menu
-  Guests
-  Feedback
-  Reports
-  Settings ▾
-  Hours
-  Reservations
-  Tables/Seats
-  Offers
-  Notifications
-  Account
-  Help

If you choose to use seats-based setup, reservations will be managed according to the total number of seats available. If you choose table-based setup, all reservations will be assigned one or more tables automatically. You will have the possibility to modify the automatically assigned tables. Only you can see the assigned tables. Your guests are not shown tables during the reservation process.

You are using table-based setup


---

**Area(s)** 

If your establishment has multiple areas or rooms, you may want to define an area before you start assigning tables to it. e.g.: Indoor, Outdoor, Bar, Lounge, etc. Your active areas are listed below:


**indoor**

---

**Table(s)** 

Tables are assigned to specific areas. When you pause a whole area, all tables assigned to that area will be paused. This may make some of your future reservations invalid. Don't worry, you can just move them to other available table(s).

Table Name	Seats (6)	Area Name	Status
A	4	indoor	Active
B	2	indoor	Active

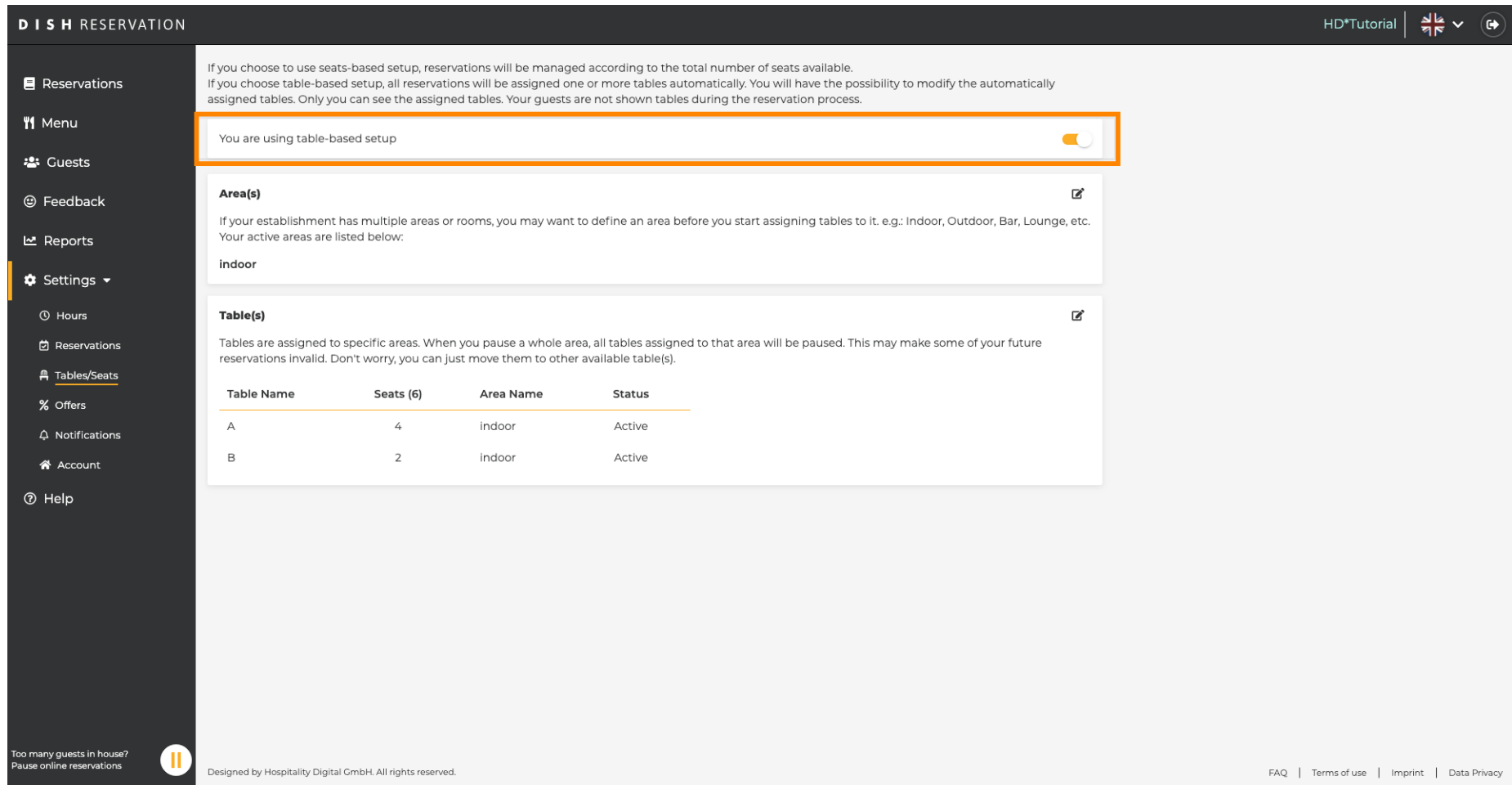
Too many guests in house?  
Pause online reservations 



Designed by Hospitality Digital GmbH. All rights reserved.














[FAQ](#) | [Terms of use](#) | [Imprint](#) | [Data Privacy](#)



Pomocou určeného **prepínača** si vyberte medzi nastavením podľa stola alebo podľa sedadiel .  
 Poznámka: Nastavenie pri stole priradí rezervácie k stolom automaticky. Nastavenie na základe sedadiel bude spravovať rezervácie týkajúce sa celkového počtu dostupných miest.




**DISH RESERVATION** HD\*Tutorial |  | 

-  Reservations
-  Menu
-  Guests
-  Feedback
-  Reports
-  Settings ▾
-  Hours
-  Reservations
-  **Tables/Seats**
-  Offers
-  Notifications
-  Account
-  Help


If you choose to use seats-based setup, reservations will be managed according to the total number of seats available.  
 If you choose table-based setup, all reservations will be assigned one or more tables automatically. You will have the possibility to modify the automatically assigned tables. Only you can see the assigned tables. Your guests are not shown tables during the reservation process.

You are using table-based setup

**Area(s)** 


If your establishment has multiple areas or rooms, you may want to define an area before you start assigning tables to it. e.g.: Indoor, Outdoor, Bar, Lounge, etc.  
 Your active areas are listed below:

**indoor**

**Table(s)** 

Tables are assigned to specific areas. When you pause a whole area, all tables assigned to that area will be paused. This may make some of your future reservations invalid. Don't worry, you can just move them to other available table(s).



Table Name	Seats (6)	Area Name	Status
A	4	indoor	Active
B	2	indoor	Active














Too many guests in house?  Pause online reservations

Designed by Hospitality Digital GmbH. All rights reserved. FAQ | Terms of use | Imprint | Data Privacy




Kliknutím na **ikonu ceruzky možno oblasti** jednoducho upraviť, odstrániť, pridať a nastaviť ako aktívne alebo neaktívne.

DISH RESERVATION
HD\*Tutorial |  | 

-  Reservations
-  Menu
-  Guests
-  Feedback
-  Reports
-  Settings ▾
-  Hours
-  Reservations
-  Tables/Seats
-  Offers
-  Notifications
-  Account
-  Help


If you choose to use seats-based setup, reservations will be managed according to the total number of seats available. If you choose table-based setup, all reservations will be assigned one or more tables automatically. You will have the possibility to modify the automatically assigned tables. Only you can see the assigned tables. Your guests are not shown tables during the reservation process.

You are using table-based setup

**Area(s)** 


If your establishment has multiple areas or rooms, you may want to define an area before you start assigning tables to it. e.g.: Indoor, Outdoor, Bar, Lounge, etc. Your active areas are listed below:

**indoor**

**Table(s)** 

Tables are assigned to specific areas. When you pause a whole area, all tables assigned to that area will be paused. This may make some of your future reservations invalid. Don't worry, you can just move them to other available table(s).

Table Name	Seats (6)	Area Name	Status
A	4	indoor	Active
B	2	indoor	Active



Too many guests in house?  
Pause online reservations 

Designed by Hospitality Digital GmbH. All rights reserved.

[FAQ](#) | [Terms of use](#) | [Imprint](#) | [Data Privacy](#)




Kliknutím na **ikonu ceruzky** možno **tabuľky** jednoducho upraviť, odstrániť, pridať a nastaviť ako aktívne alebo neaktívne.

DISH RESERVATION
HD\*Tutorial |  | 


If you choose to use seats-based setup, reservations will be managed according to the total number of seats available. If you choose table-based setup, all reservations will be assigned one or more tables automatically. You will have the possibility to modify the automatically assigned tables. Only you can see the assigned tables. Your guests are not shown tables during the reservation process.

You are using table-based setup

**Area(s)** 


If your establishment has multiple areas or rooms, you may want to define an area before you start assigning tables to it. e.g.: Indoor, Outdoor, Bar, Lounge, etc. Your active areas are listed below:

**indoor**

**Table(s)** 

Tables are assigned to specific areas. When you pause a whole area, all tables assigned to that area will be paused. This may make some of your future reservations invalid. Don't worry, you can just move them to other available table(s).

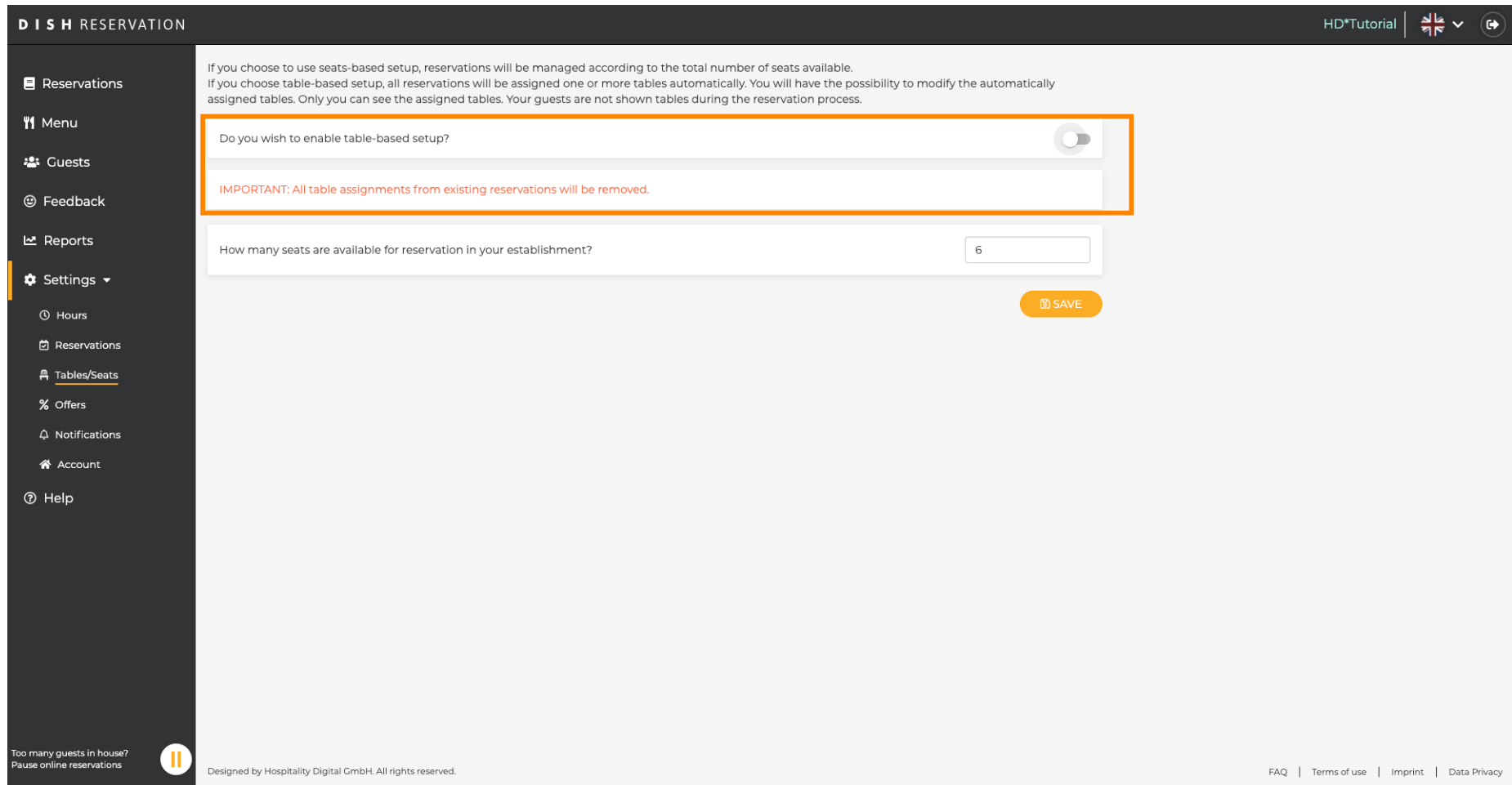
Table Name	Seats (6)	Area Name	Status
A	4	indoor	Active
B	2	indoor	Active

Too many guests in house?  
Pause online reservations 
Designed by Hospitality Digital GmbH. All rights reserved.

[FAQ](#) | [Terms of use](#) | [Imprint](#) | [Data Privacy](#)



Pri prepnutí z nastavenia podľa stola na nastavenie podľa miest budú všetky priradenia stolov z existujúcich rezervácií odstránené. Poznámka: Prepnutím z nastavenia podľa stola na nastavenie podľa miest sa všetky existujúce rezervácie automaticky priradia k stolom.



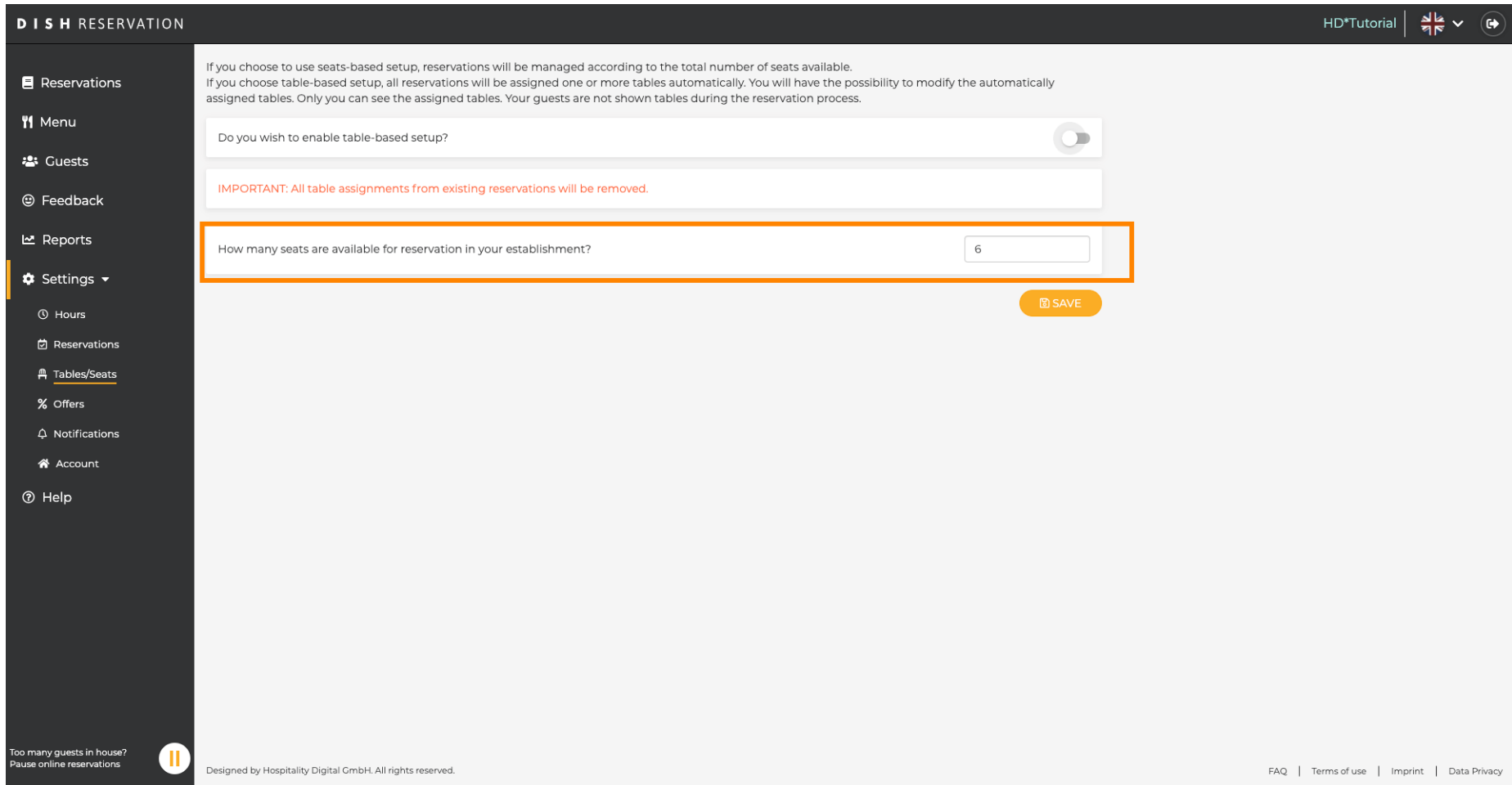
The screenshot shows the 'DISH RESERVATION' admin interface. The left sidebar contains navigation options: Reservations, Menu, Guests, Feedback, Reports, Settings (selected), Hours, Reservations, Tables/Seats (highlighted), Offers, Notifications, Account, and Help. The main content area is titled 'Tables/Seats' and contains the following elements:

- Header text: "If you choose to use seats-based setup, reservations will be managed according to the total number of seats available. If you choose table-based setup, all reservations will be assigned one or more tables automatically. You will have the possibility to modify the automatically assigned tables. Only you can see the assigned tables. Your guests are not shown tables during the reservation process."
- Toggle switch: "Do you wish to enable table-based setup?" (currently turned off).
- Warning message: "IMPORTANT: All table assignments from existing reservations will be removed."
- Input field: "How many seats are available for reservation in your establishment?" with the value "6" entered.
- Save button: "SAVE" (orange button with a save icon).

At the bottom left, there is a notification: "Too many guests in house? Pause online reservations" with a pause icon. At the bottom right, there is a footer: "Designed by Hospitality Digital GmbH. All rights reserved." and a link for "FAQ | Terms of use | Imprint | Data Privacy".



Zmenou voľných miest na sedenie upravujete **maximálnu kapacitu** podniku.



**DISH RESERVATION** HD\*Tutorial

Reservations

Menu

Guests

Feedback

Reports

Settings

- Hours
- Reservations
- Tables/Seats**
- Offers
- Notifications
- Account

Help

If you choose to use seats-based setup, reservations will be managed according to the total number of seats available. If you choose table-based setup, all reservations will be assigned one or more tables automatically. You will have the possibility to modify the automatically assigned tables. Only you can see the assigned tables. Your guests are not shown tables during the reservation process.

Do you wish to enable table-based setup?

**IMPORTANT:** All table assignments from existing reservations will be removed.

How many seats are available for reservation in your establishment?

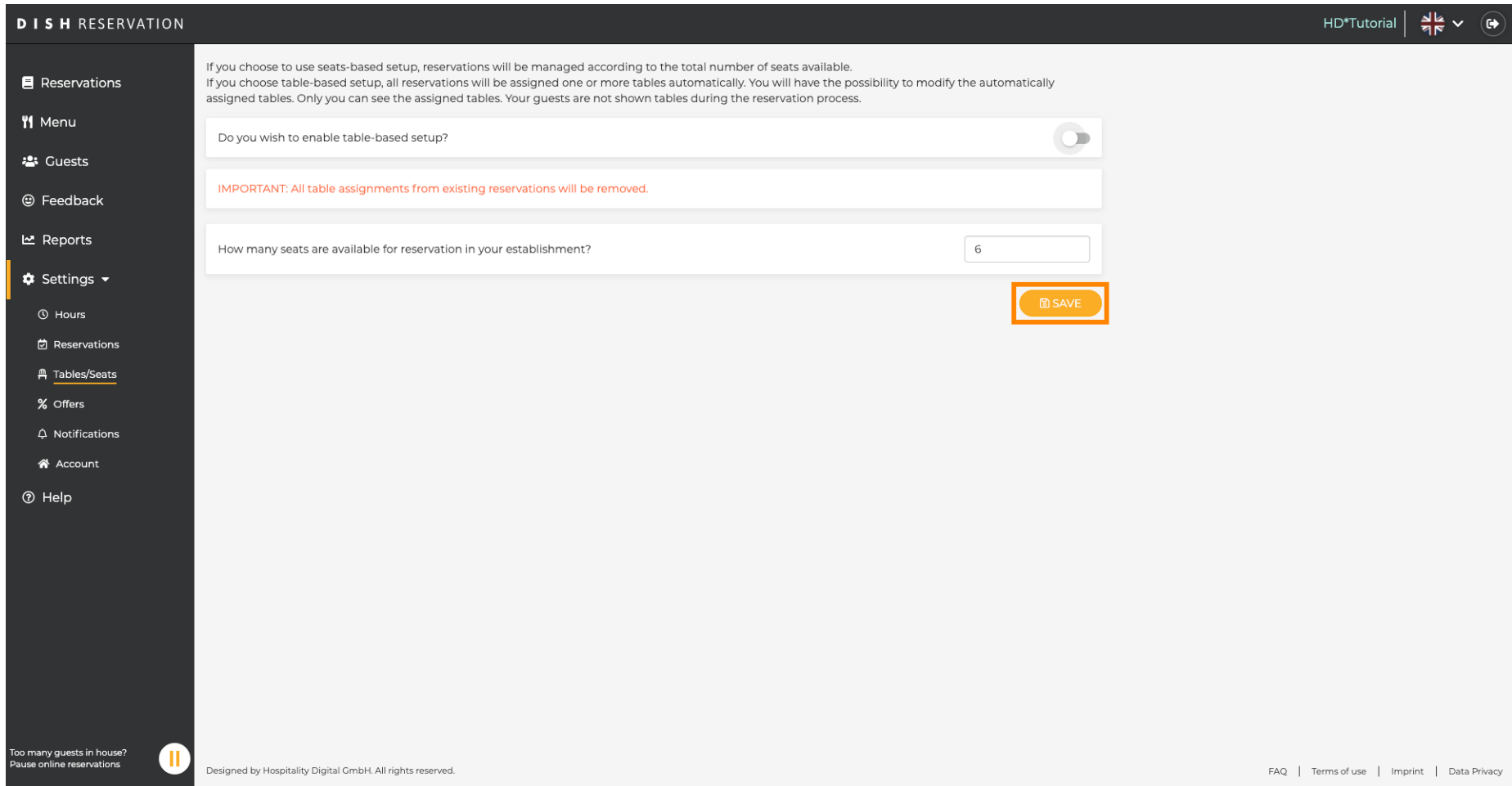
**SAVE**

Too many guests in house? Pause online reservations

Designed by Hospitality Digital GmbH. All rights reserved.

FAQ | Terms of use | Imprint | Data Privacy

 To je všetko. Skončil si. Kliknutím na **uložiť** zmeny použijete.



The screenshot shows the 'DISH RESERVATION' admin interface. On the left is a dark sidebar with a menu: Reservations, Menu, Guests, Feedback, Reports, Settings (expanded), Hours, Reservations, Tables/Seats (highlighted), Offers, Notifications, Account, and Help. At the bottom of the sidebar, there is a notification: 'Too many guests in house? Pause online reservations' with a pause icon. The main content area has a dark header with 'HD\*Tutorial', a language selector (UK flag), and a refresh icon. The main content area contains the following text: 'If you choose to use seats-based setup, reservations will be managed according to the total number of seats available. If you choose table-based setup, all reservations will be assigned one or more tables automatically. You will have the possibility to modify the automatically assigned tables. Only you can see the assigned tables. Your guests are not shown tables during the reservation process.' Below this is a toggle switch for 'Do you wish to enable table-based setup?'. A red warning message states: 'IMPORTANT: All table assignments from existing reservations will be removed.' Below that is a text input field for 'How many seats are available for reservation in your establishment?' with the value '6'. A yellow 'SAVE' button is highlighted with a red box. At the bottom right of the main content area, there are links for 'FAQ | Terms of use | Imprint | Data Privacy'. The footer of the page contains the text 'Designed by Hospitality Digital GmbH. All rights reserved.'