




















Тепер ви перебуваєте в панелі адміністратора в розділі Налаштування. Тут ви можете налаштувати, як керувати бронюванням. Або на основі сидіння, або на основі столу.

DISH RESERVATION
HD*Tutorial  

-  Reservations
-  Menu
-  Guests
-  Feedback
-  Reports
-  Settings 
-  Hours
-  Reservations
-  Tables/Seats
-  Offers
-  Notifications
-  Account
-  Help


If you choose to use seats-based setup, reservations will be managed according to the total number of seats available. If you choose table-based setup, all reservations will be assigned one or more tables automatically. You will have the possibility to modify the automatically assigned tables. Only you can see the assigned tables. Your guests are not shown tables during the reservation process.

You are using table-based setup

Area(s) 


If your establishment has multiple areas or rooms, you may want to define an area before you start assigning tables to it. e.g.: Indoor, Outdoor, Bar, Lounge, etc. Your active areas are listed below:

indoor

Table(s) 

Tables are assigned to specific areas. When you pause a whole area, all tables assigned to that area will be paused. This may make some of your future reservations invalid. Don't worry, you can just move them to other available table(s).

Table Name	Seats (6)	Area Name	Status
A	4	indoor	Active
B	2	indoor	Active

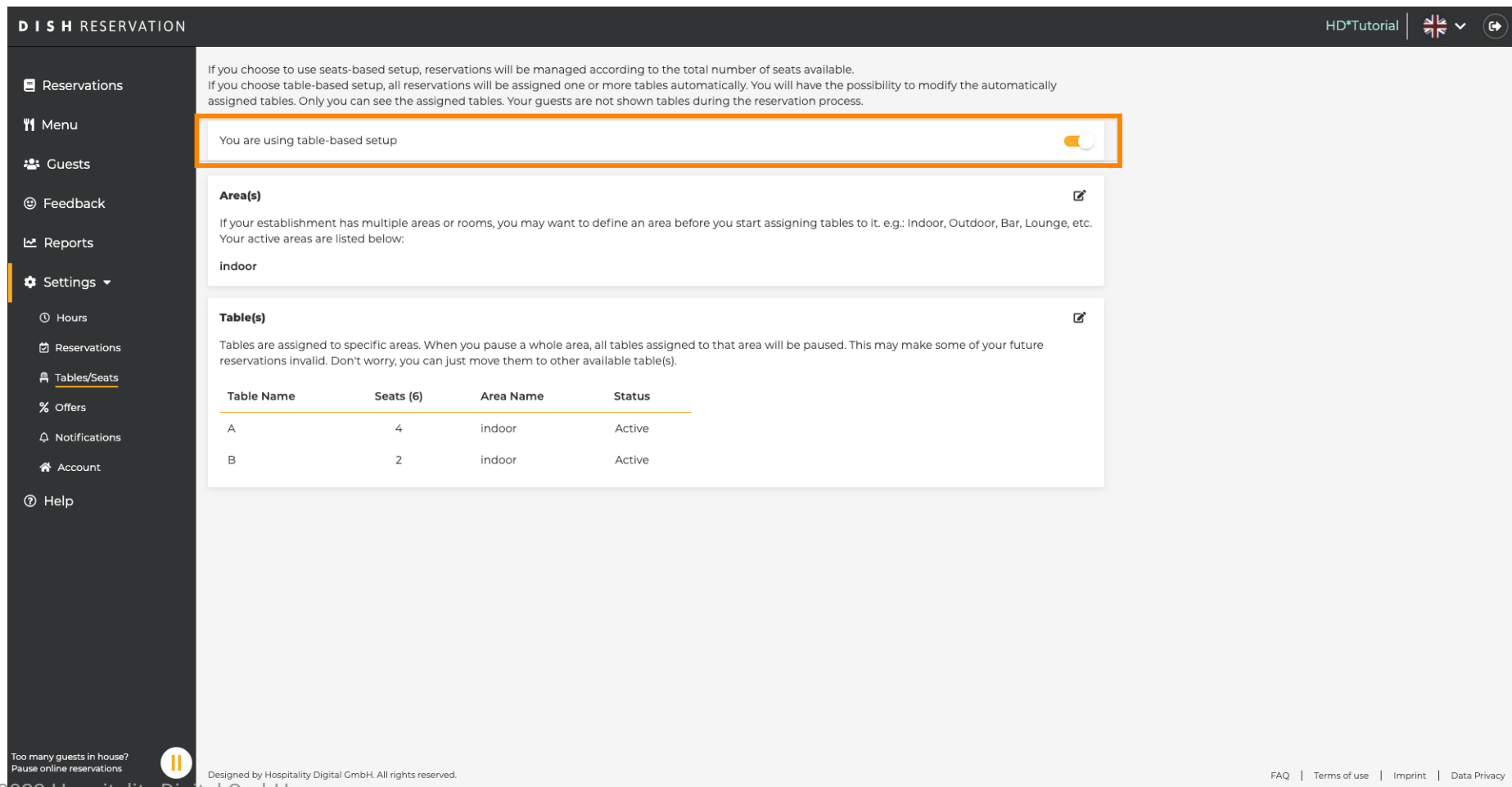
Too many guests in house?
Pause online reservations 

Designed by Hospitality Digital GmbH. All rights reserved.

[FAQ](#) | [Terms of use](#) | [Imprint](#) | [Data Privacy](#)



За допомогою спеціального перемикача виберіть налаштування за столом і на сидіннях .
Примітка. Налаштування на основі столів автоматично призначатиме резервування столам.
Налаштування на основі місць керуватиме бронюваннями щодо загальної кількості доступних місць.



DISH RESERVATION HD*Tutorial

Reservations
Menu
Guests
Feedback
Reports
Settings
Hours
Reservations
Tables/Seats
Offers
Notifications
Account
Help

If you choose to use seats-based setup, reservations will be managed according to the total number of seats available. If you choose table-based setup, all reservations will be assigned one or more tables automatically. You will have the possibility to modify the automatically assigned tables. Only you can see the assigned tables. Your guests are not shown tables during the reservation process.

You are using table-based setup

Area(s)

If your establishment has multiple areas or rooms, you may want to define an area before you start assigning tables to it. e.g.: Indoor, Outdoor, Bar, Lounge, etc. Your active areas are listed below:

indoor

Table(s)

Tables are assigned to specific areas. When you pause a whole area, all tables assigned to that area will be paused. This may make some of your future reservations invalid. Don't worry, you can just move them to other available table(s).

Table Name	Seats (6)	Area Name	Status
A	4	indoor	Active
B	2	indoor	Active



Too many guests in house? Pause online reservations














Designed by Hospitality Digital GmbH. All rights reserved.

FAQ | Terms of use | Imprint | Data Privacy




Натиснувши **піктограму олівця, області** можна легко налаштувати, видалити, додати та встановити активними чи неактивними.

DISH RESERVATION
HD*Tutorial |  | 

-  Reservations
-  Menu
-  Guests
-  Feedback
-  Reports
-  Settings ▾
-  Hours
-  Reservations
-  Tables/Seats
-  Offers
-  Notifications
-  Account
-  Help


If you choose to use seats-based setup, reservations will be managed according to the total number of seats available. If you choose table-based setup, all reservations will be assigned one or more tables automatically. You will have the possibility to modify the automatically assigned tables. Only you can see the assigned tables. Your guests are not shown tables during the reservation process.

You are using table-based setup

Area(s) 


If your establishment has multiple areas or rooms, you may want to define an area before you start assigning tables to it. e.g.: Indoor, Outdoor, Bar, Lounge, etc. Your active areas are listed below:

indoor

Table(s) 

Tables are assigned to specific areas. When you pause a whole area, all tables assigned to that area will be paused. This may make some of your future reservations invalid. Don't worry, you can just move them to other available table(s).

Table Name	Seats (6)	Area Name	Status
A	4	indoor	Active
B	2	indoor	Active



Too many guests in house?
Pause online reservations 














Designed by Hospitality Digital GmbH. All rights reserved.

[FAQ](#) | [Terms of use](#) | [Imprint](#) | [Data Privacy](#)




Натиснувши **піктограму олівця**, **таблиці** можна легко налаштувати, видалити, додати та встановити активними чи неактивними.

DISH RESERVATION
HD*Tutorial |  | 

-  Reservations
-  Menu
-  Guests
-  Feedback
-  Reports
-  Settings ▾
 -  Hours
 -  Reservations
 -  **Tables/Seats**
 -  Offers
 -  Notifications
 -  Account
 -  Help


If you choose to use seats-based setup, reservations will be managed according to the total number of seats available. If you choose table-based setup, all reservations will be assigned one or more tables automatically. You will have the possibility to modify the automatically assigned tables. Only you can see the assigned tables. Your guests are not shown tables during the reservation process.

You are using table-based setup

Area(s) 

If your establishment has multiple areas or rooms, you may want to define an area before you start assigning tables to it. e.g.: Indoor, Outdoor, Bar, Lounge, etc. Your active areas are listed below:


indoor

Table(s) 

Tables are assigned to specific areas. When you pause a whole area, all tables assigned to that area will be paused. This may make some of your future reservations invalid. Don't worry, you can just move them to other available table(s).

Table Name	Seats (6)	Area Name	Status
A	4	indoor	Active
B	2	indoor	Active

Too many guests in house?
Pause online reservations

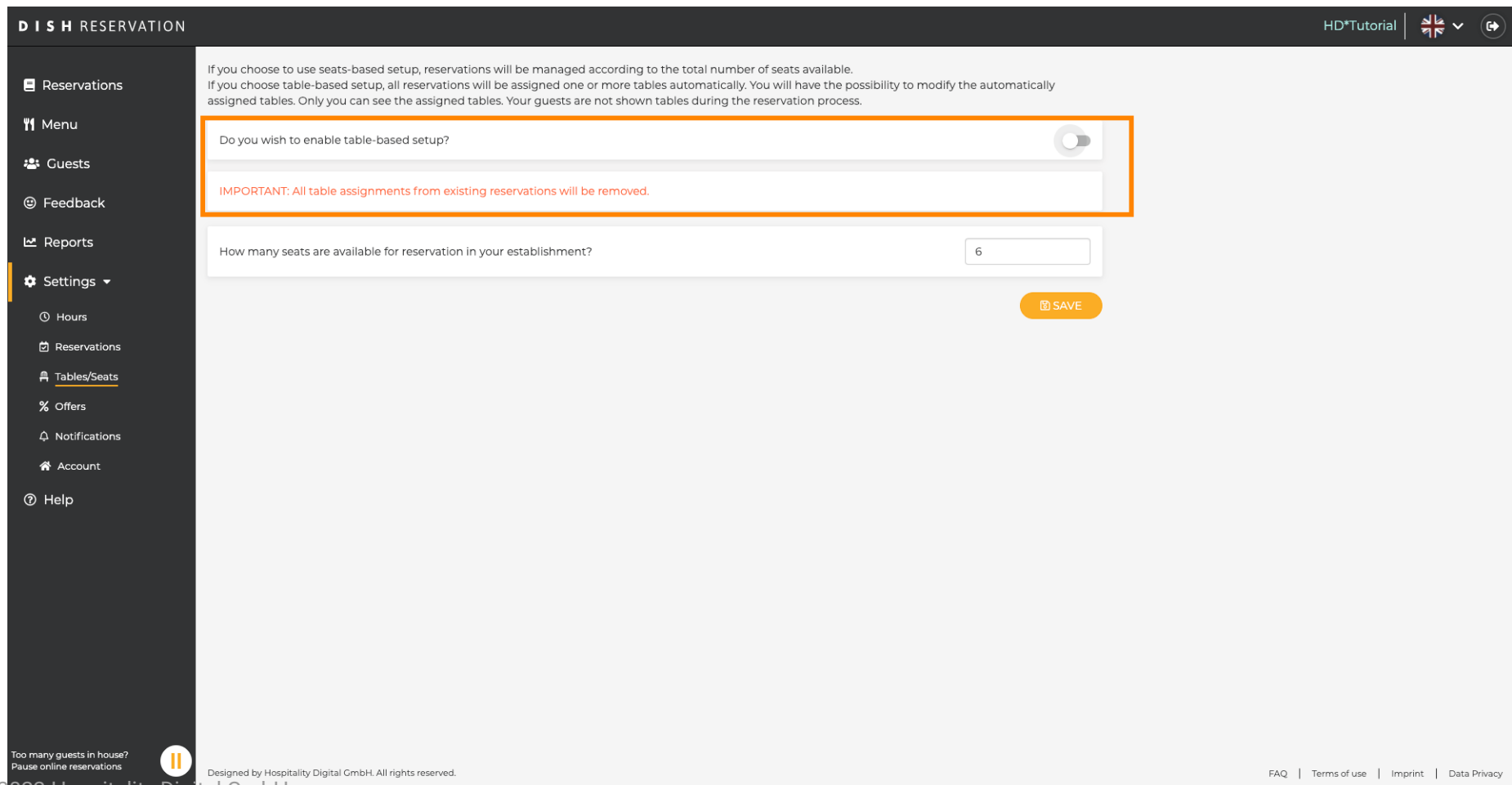


Designed by Hospitality Digital GmbH. All rights reserved.

[FAQ](#) | [Terms of use](#) | [Imprint](#) | [Data Privacy](#)



При переході від налаштувань на основі столів до налаштувань на основі місць усі призначення столів із наявних резервувань буде видалено. Примітка. Перехід від налаштувань на основі столів до налаштувань на основі місць автоматично призначатиме всі наявні бронювання столам.



DISH RESERVATION HD*Tutorial

- Reservations
- Menu
- Guests
- Feedback
- Reports
- Settings
 - Hours
 - Reservations
 - Tables/Seats**
 - Offers
 - Notifications
 - Account
- Help

If you choose to use seats-based setup, reservations will be managed according to the total number of seats available. If you choose table-based setup, all reservations will be assigned one or more tables automatically. You will have the possibility to modify the automatically assigned tables. Only you can see the assigned tables. Your guests are not shown tables during the reservation process.

Do you wish to enable table-based setup?

IMPORTANT: All table assignments from existing reservations will be removed.

How many seats are available for reservation in your establishment?

SAVE

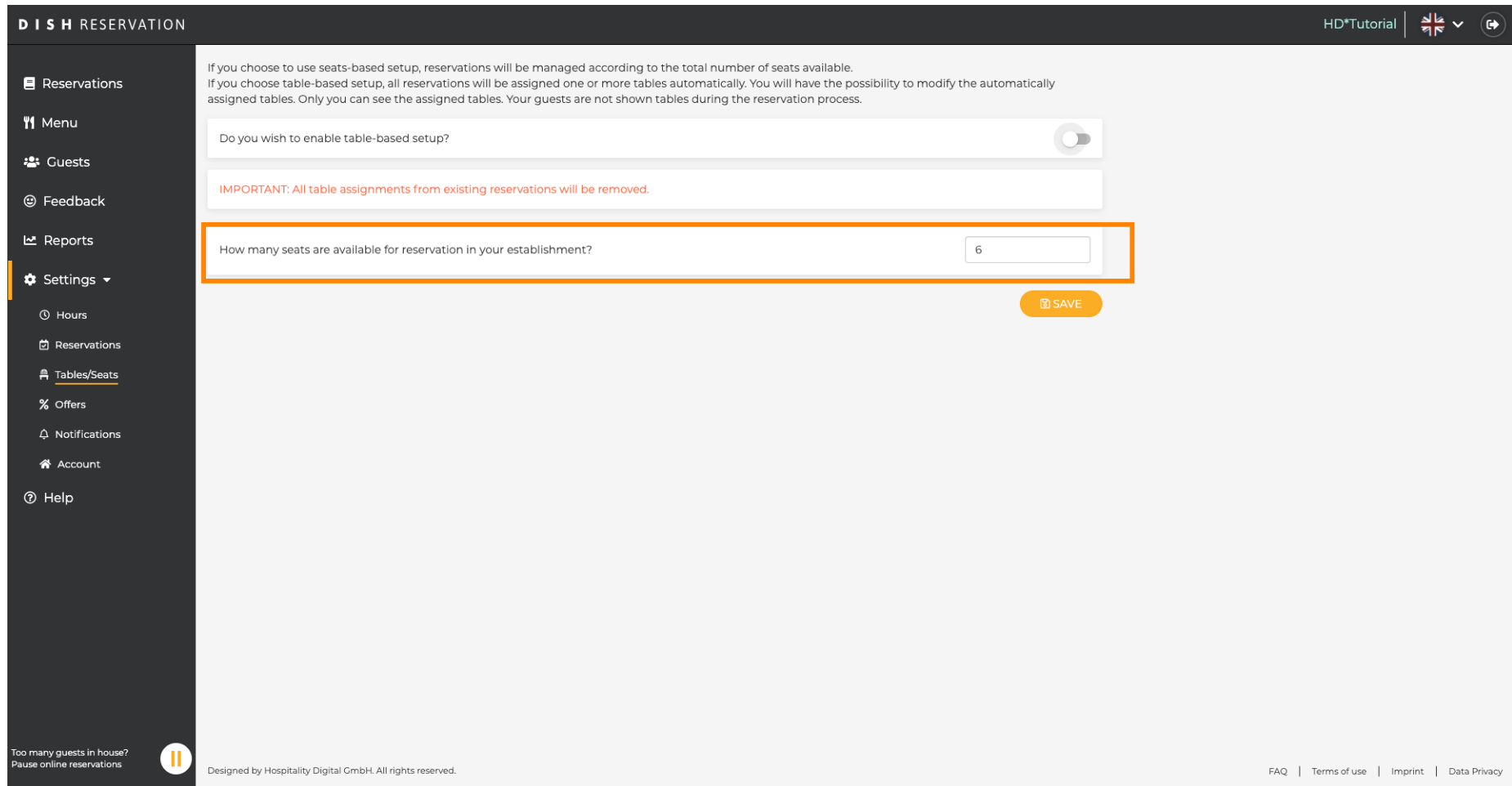
Too many guests in house? Pause online reservations

Designed by Hospitality Digital GmbH. All rights reserved.

FAQ | Terms of use | Imprint | Data Privacy

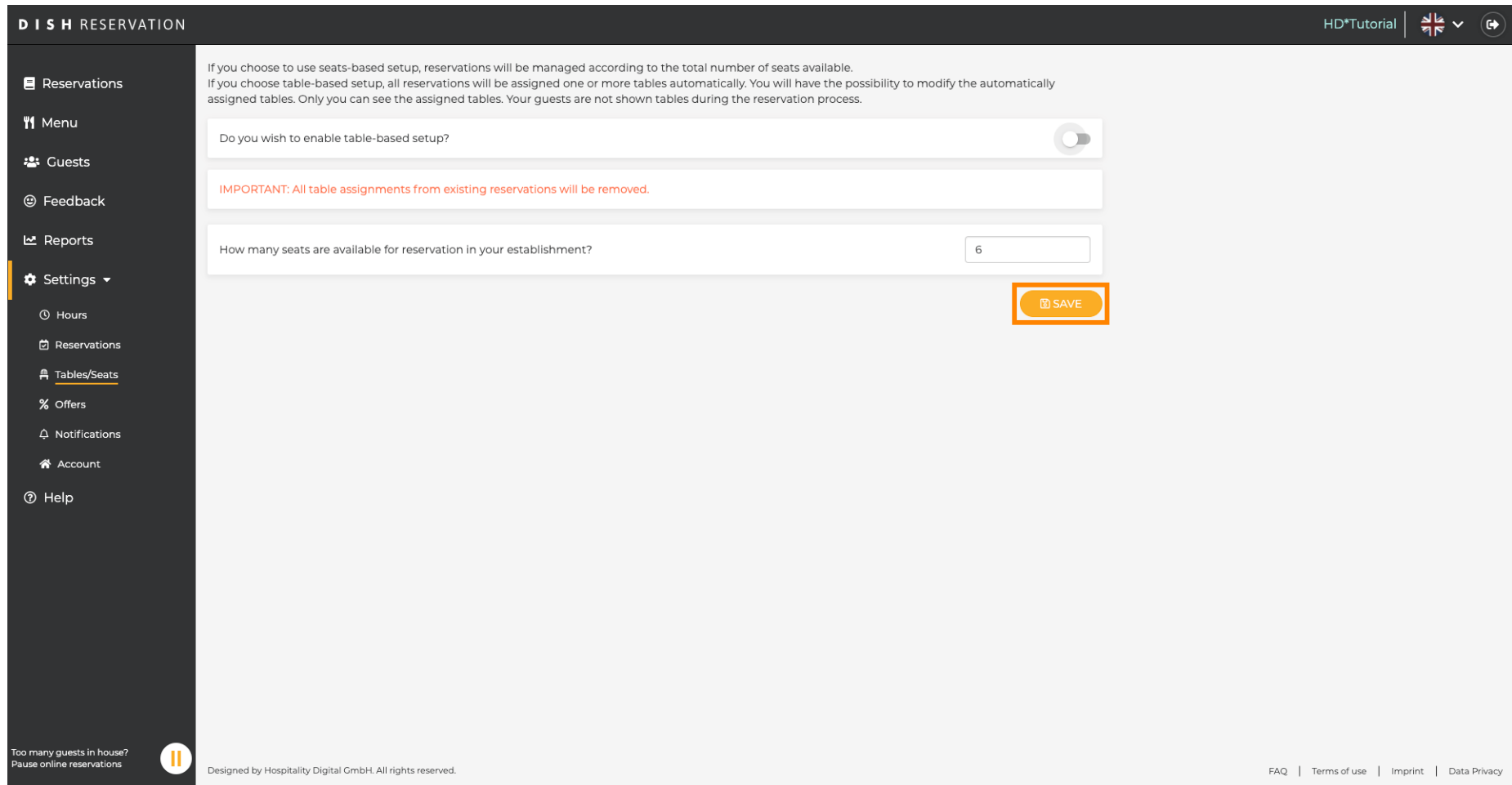




Змінюючи доступні місця, ви регулюєте **максимальну місткість** закладу.


















Це воно. Ви закінчили. Натисніть « **Зберегти** », щоб застосувати зміни.



DISH RESERVATION HD*Tutorial |  | 

-  Reservations
-  Menu
-  Guests
-  Feedback
-  Reports
-  Settings ▾
 -  Hours
 -  Reservations
 -  Tables/Seats
 -  Offers
 -  Notifications
 -  Account
 -  Help


If you choose to use seats-based setup, reservations will be managed according to the total number of seats available.
 If you choose table-based setup, all reservations will be assigned one or more tables automatically. You will have the possibility to modify the automatically assigned tables. Only you can see the assigned tables. Your guests are not shown tables during the reservation process.

Do you wish to enable table-based setup?

IMPORTANT: All table assignments from existing reservations will be removed.

How many seats are available for reservation in your establishment?

SAVE

Too many guests in house?
Pause online reservations 

Designed by Hospitality Digital GmbH. All rights reserved. FAQ | Terms of use | Imprint | Data Privacy