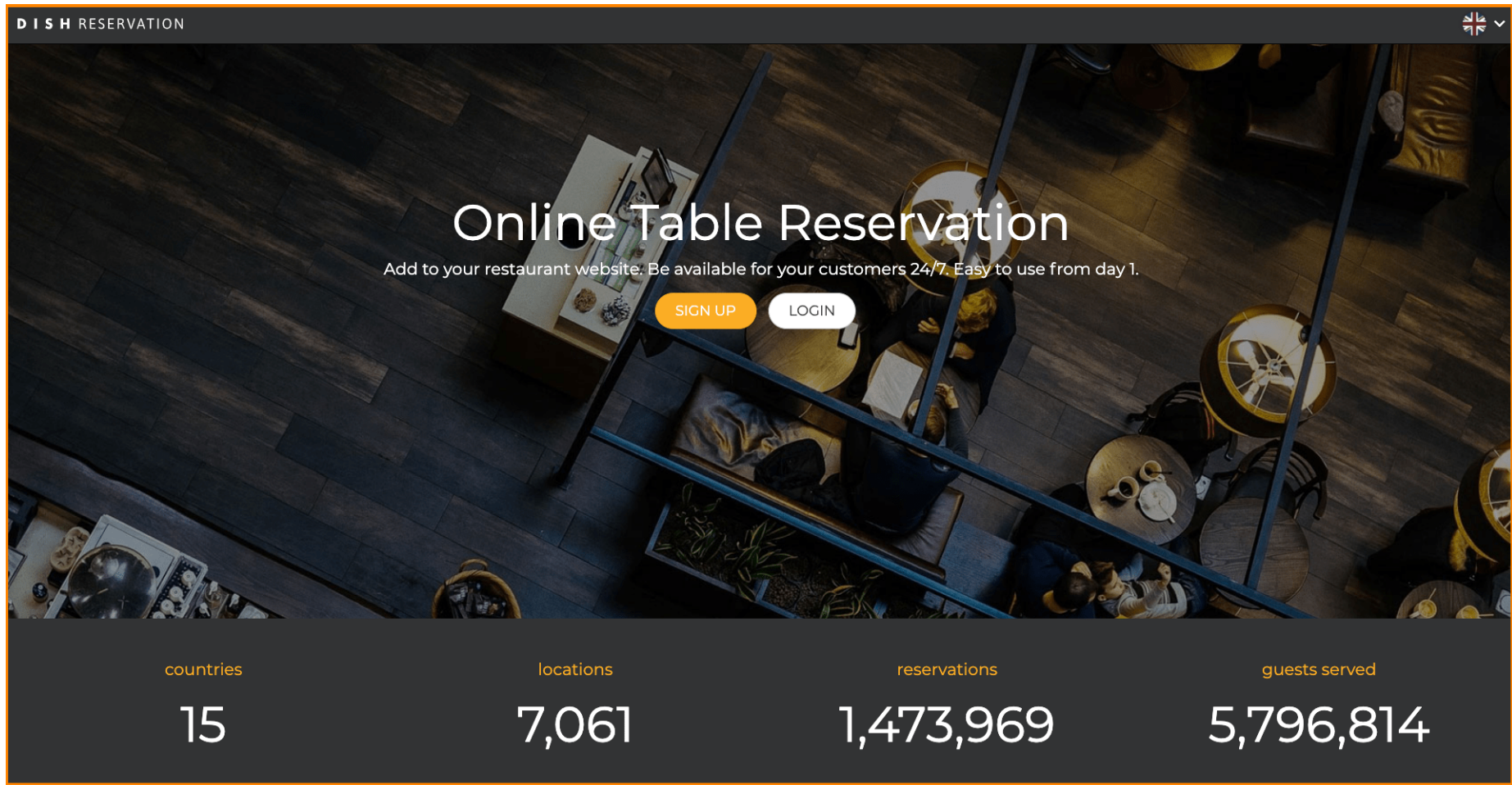




You can access **DISH Reservation** via this URL: <https://reservation.dish.co/>

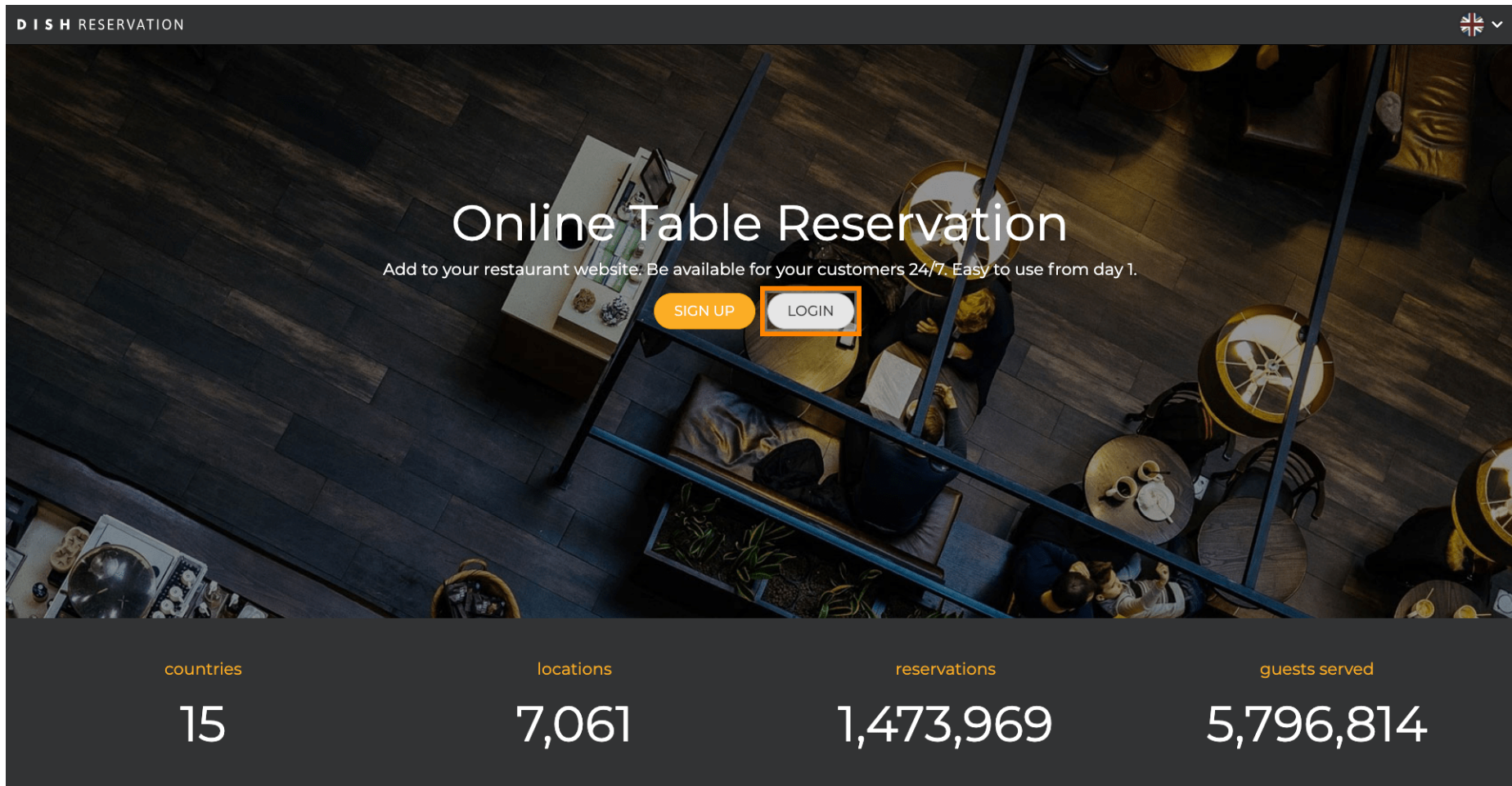


The screenshot shows the DISH Reservation website homepage. The header features the 'DISH RESERVATION' logo and a language selector icon. The main content area has a dark background with a top-down view of a restaurant interior. The text 'Online Table Reservation' is prominently displayed, followed by the tagline 'Add to your restaurant website. Be available for your customers 24/7. Easy to use from day 1.' Below this are two buttons: 'SIGN UP' and 'LOGIN'. At the bottom, a dark grey bar displays four statistics: 'countries' (15), 'locations' (7,061), 'reservations' (1,473,969), and 'guests served' (5,796,814).

countries	locations	reservations	guests served
15	7,061	1,473,969	5,796,814



Proceed by clicking **login**.



The screenshot shows the DISH RESERVATION website homepage. The header features the 'DISH RESERVATION' logo and a language selector (UK flag). The main content area has a dark background with a top-down view of a restaurant interior. The text 'Online Table Reservation' is prominently displayed, followed by the tagline 'Add to your restaurant website. Be available for your customers 24/7. Easy to use from day 1.' Below this, there are two buttons: 'SIGN UP' (orange) and 'LOGIN' (white with an orange border). The 'LOGIN' button is highlighted with an orange rectangle. At the bottom, a dark grey bar displays four statistics: 'countries' (15), 'locations' (7,061), 'reservations' (1,473,969), and 'guests served' (5,796,814).

countries	locations	reservations	guests served
15	7,061	1,473,969	5,796,814



You now are in the general **sign in area**. Here you enter your **login data** and click on **login** to enter DISH Reservation.



English ▼

Sign-in to DISH

Please sign-in to your Dish account using your Mobile number or Email.

Mobile number

Email

+49 ▼

0000000000

Country code

Mobile number

.....

👁

Password

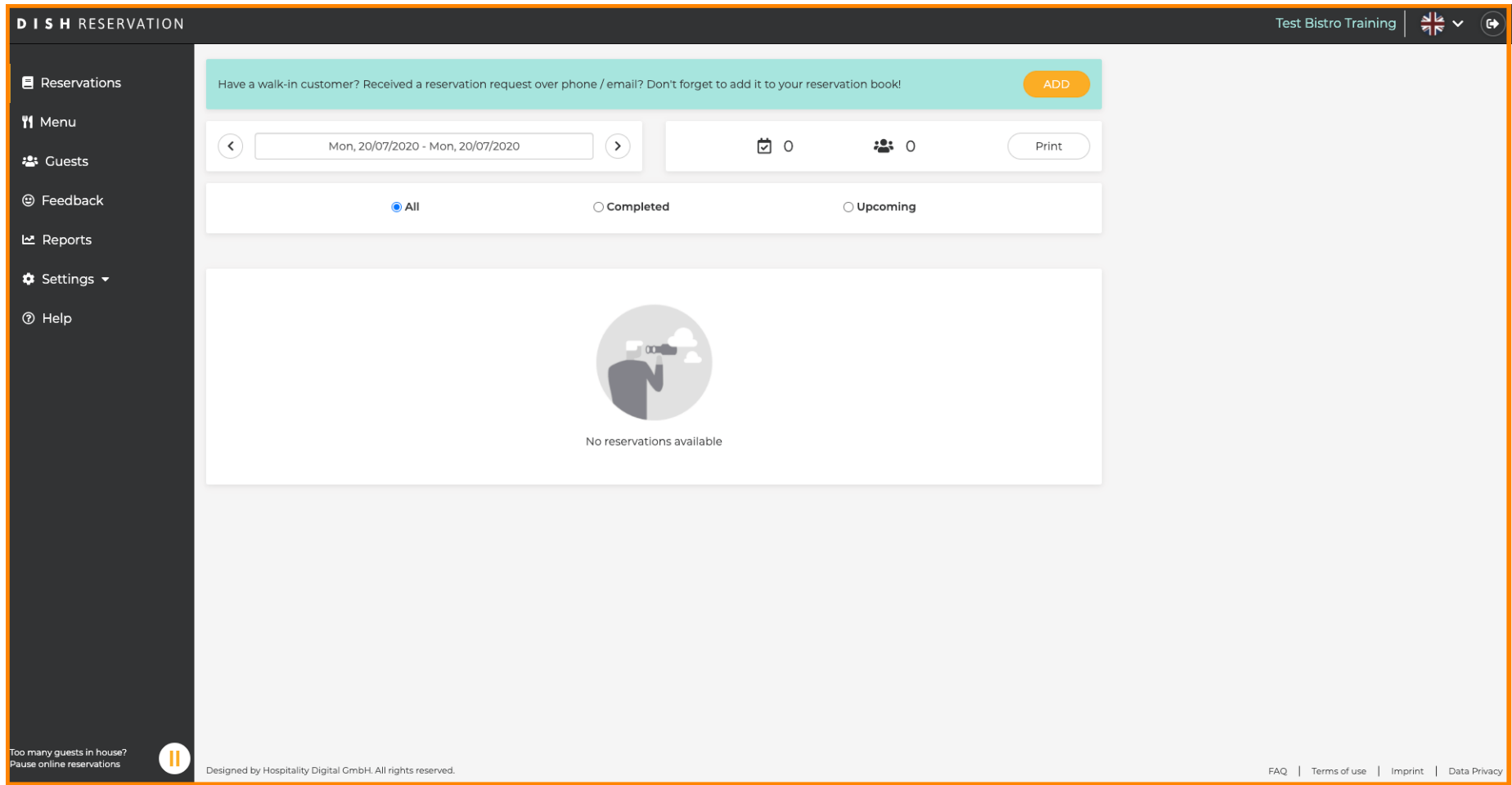
Forgot Password?

Log In

No Account yet?
[Sign up](#)



That's it. You are done. You successfully logged into you DISH Reservation account.



The screenshot displays the DISH Reservation web application interface. The top navigation bar includes the "DISH RESERVATION" logo on the left and the user profile "Test Bistro Training" with a flag icon and a dropdown arrow on the right. A dark sidebar on the left contains a menu with the following items: "Reservations", "Menu", "Guests", "Feedback", "Reports", "Settings" (with a dropdown arrow), and "Help". The main content area features a teal banner at the top with the text "Have a walk-in customer? Received a reservation request over phone / email? Don't forget to add it to your reservation book!" and an orange "ADD" button. Below this is a date range selector showing "Mon, 20/07/2020 - Mon, 20/07/2020" with navigation arrows, a calendar icon with a count of "0", a group icon with a count of "0", and a "Print" button. A filter bar below the date selector shows three radio buttons: "All" (selected), "Completed", and "Upcoming". The central part of the interface shows a large white box with a circular icon of a person looking through binoculars and the text "No reservations available". At the bottom left, a small notification states "Too many guests in house? Pause online reservations" next to a pause icon. The bottom right corner contains the text "Designed by Hospitality Digital GmbH. All rights reserved." and a footer with links for "FAQ", "Terms of use", "Imprint", and "Data Privacy".