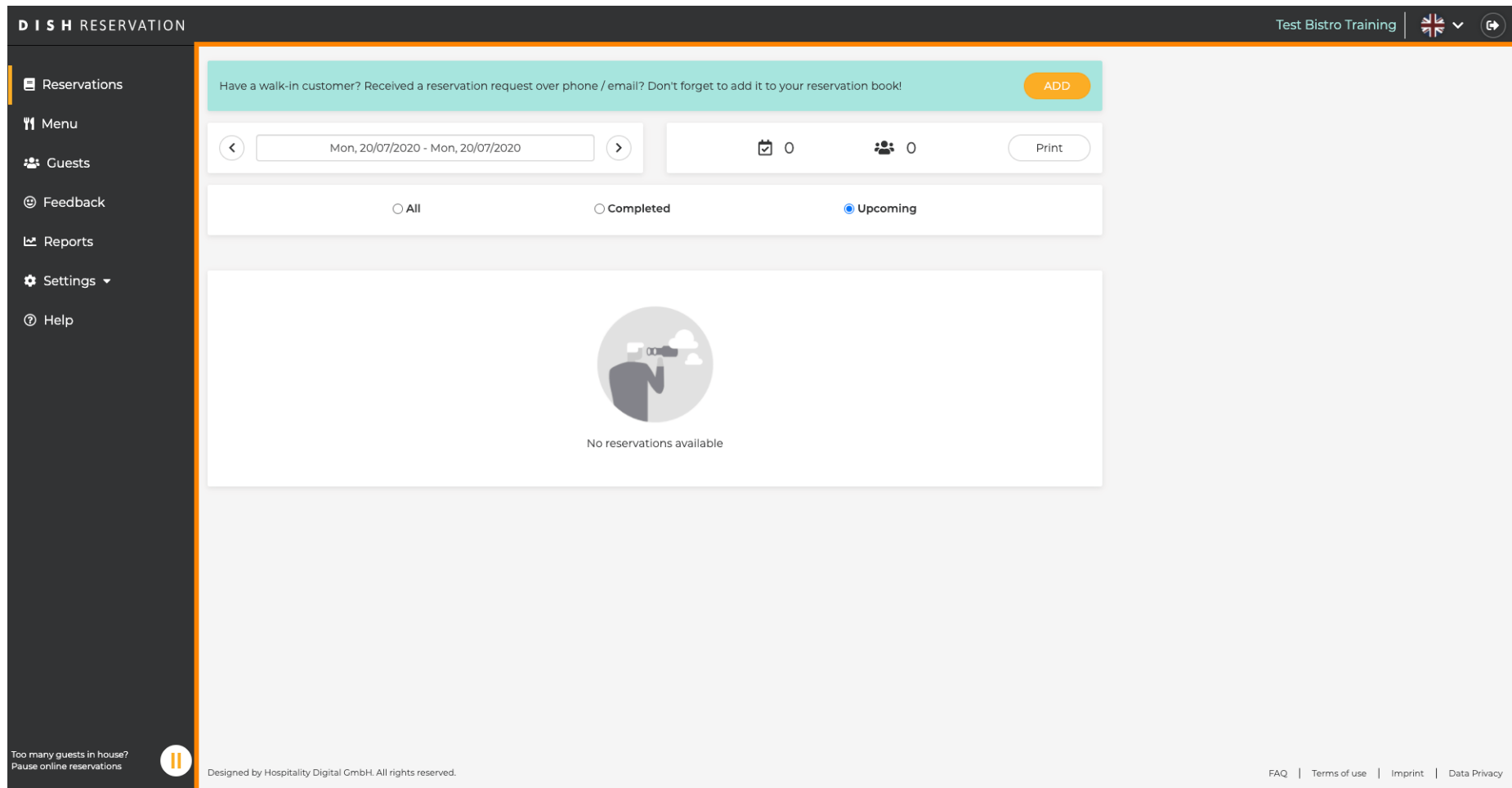


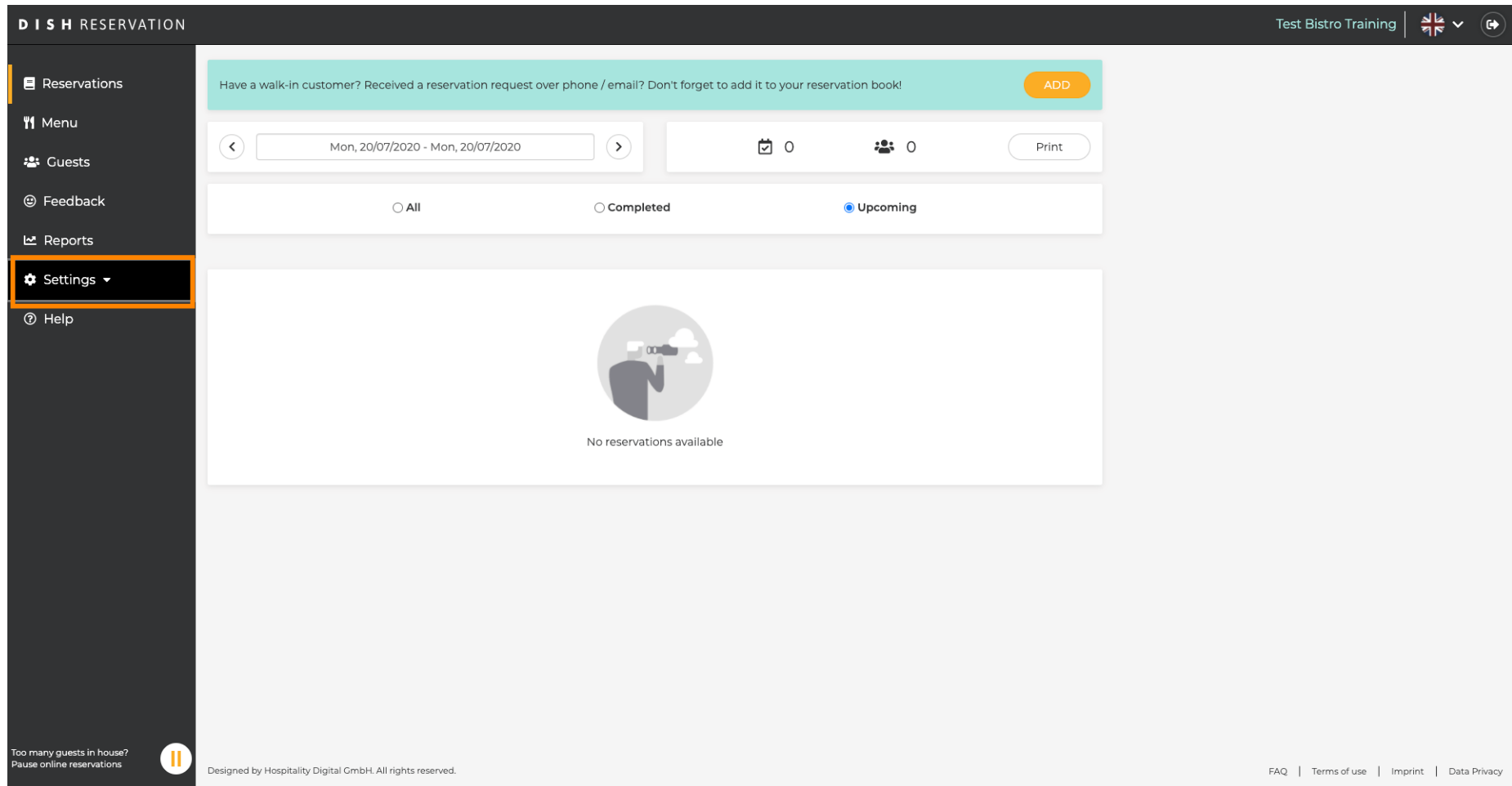


Si desea cambiar su contraseña, debe iniciar sesión en su cuenta. Después de iniciar sesión, se le dirigirá al **panel** de control .



The screenshot shows the DISH RESERVATION dashboard. The top navigation bar includes the logo, the text "DISH RESERVATION", and user information "Test Bistro Training" with a language dropdown and a refresh icon. A left sidebar contains navigation links: Reservations, Menu, Guests, Feedback, Reports, Settings, and Help. The main content area features a teal notification banner with an "ADD" button. Below this is a date range selector for "Mon, 20/07/2020 - Mon, 20/07/2020", a calendar icon with "0", a group icon with "0", and a "Print" button. Filter tabs for "All", "Completed", and "Upcoming" are visible, with "Upcoming" selected. A large white box in the center contains an icon of a person with a magnifying glass and the text "No reservations available". At the bottom left, there is a status indicator "Too many guests in house? Pause online reservations" and a pause icon. The footer includes the text "Designed by Hospitality Digital GmbH. All rights reserved." and links for "FAQ | Terms of use | Imprint | Data Privacy".

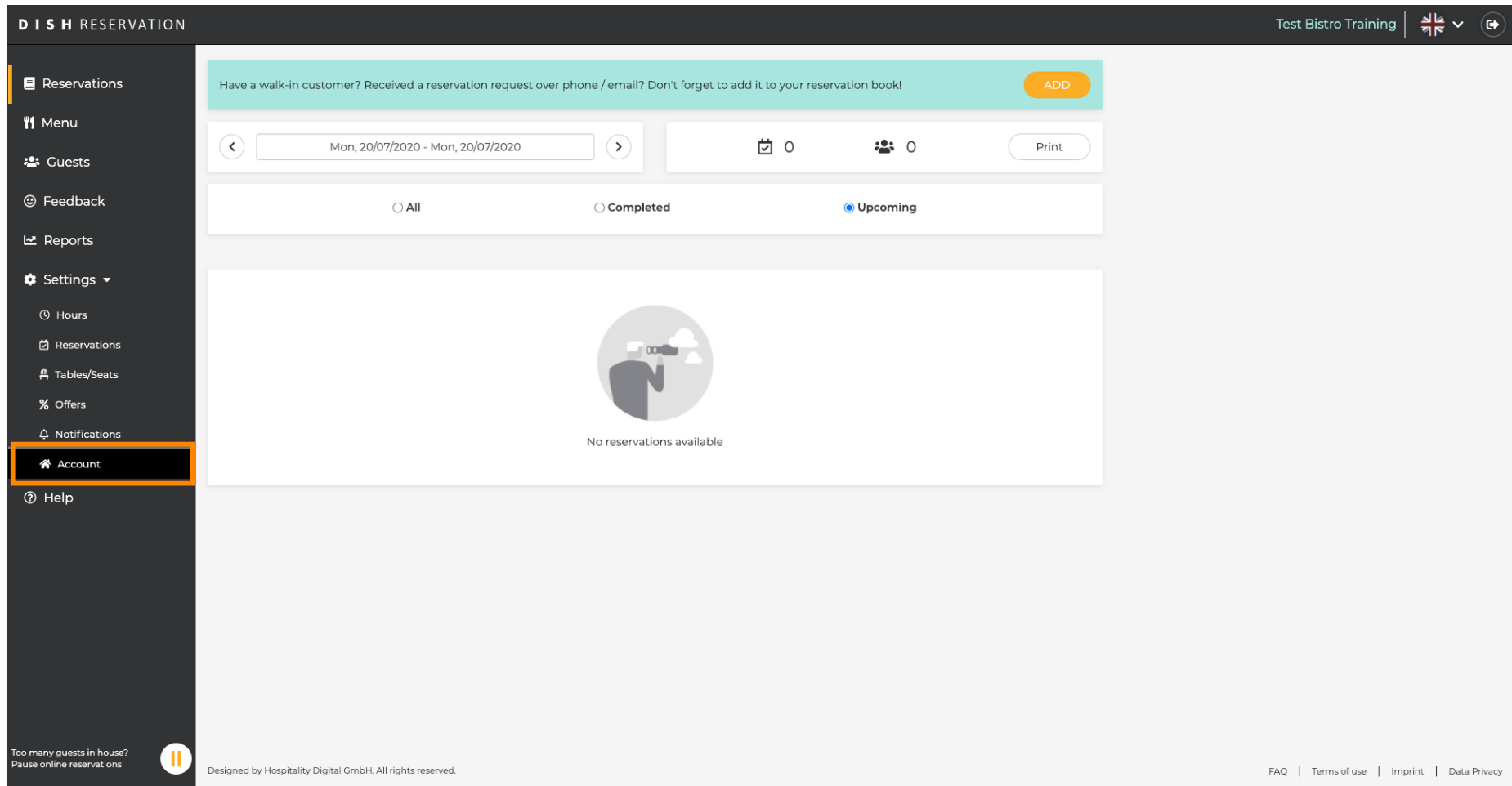
Luego haga clic en **configuración** para abrir la lista de preferencias.



The screenshot displays the DISH RESERVATION interface. On the left, a dark sidebar contains a menu with the following items: Reservations, Menu, Guests, Feedback, Reports, Settings (highlighted with an orange border), and Help. The main content area features a teal notification bar at the top with the text "Have a walk-in customer? Received a reservation request over phone / email? Don't forget to add it to your reservation book!" and an "ADD" button. Below this is a date range selector showing "Mon, 20/07/2020 - Mon, 20/07/2020", a calendar icon with "0", a group icon with "0", and a "Print" button. A filter bar below the date selector has three options: "All", "Completed", and "Upcoming" (which is selected). The main content area is currently empty, displaying a large circular icon of a person with binoculars and the text "No reservations available". At the bottom left, there is a warning icon and the text "Too many guests in house? Pause online reservations". At the bottom right, there are links for "FAQ", "Terms of use", "Imprint", and "Data Privacy".



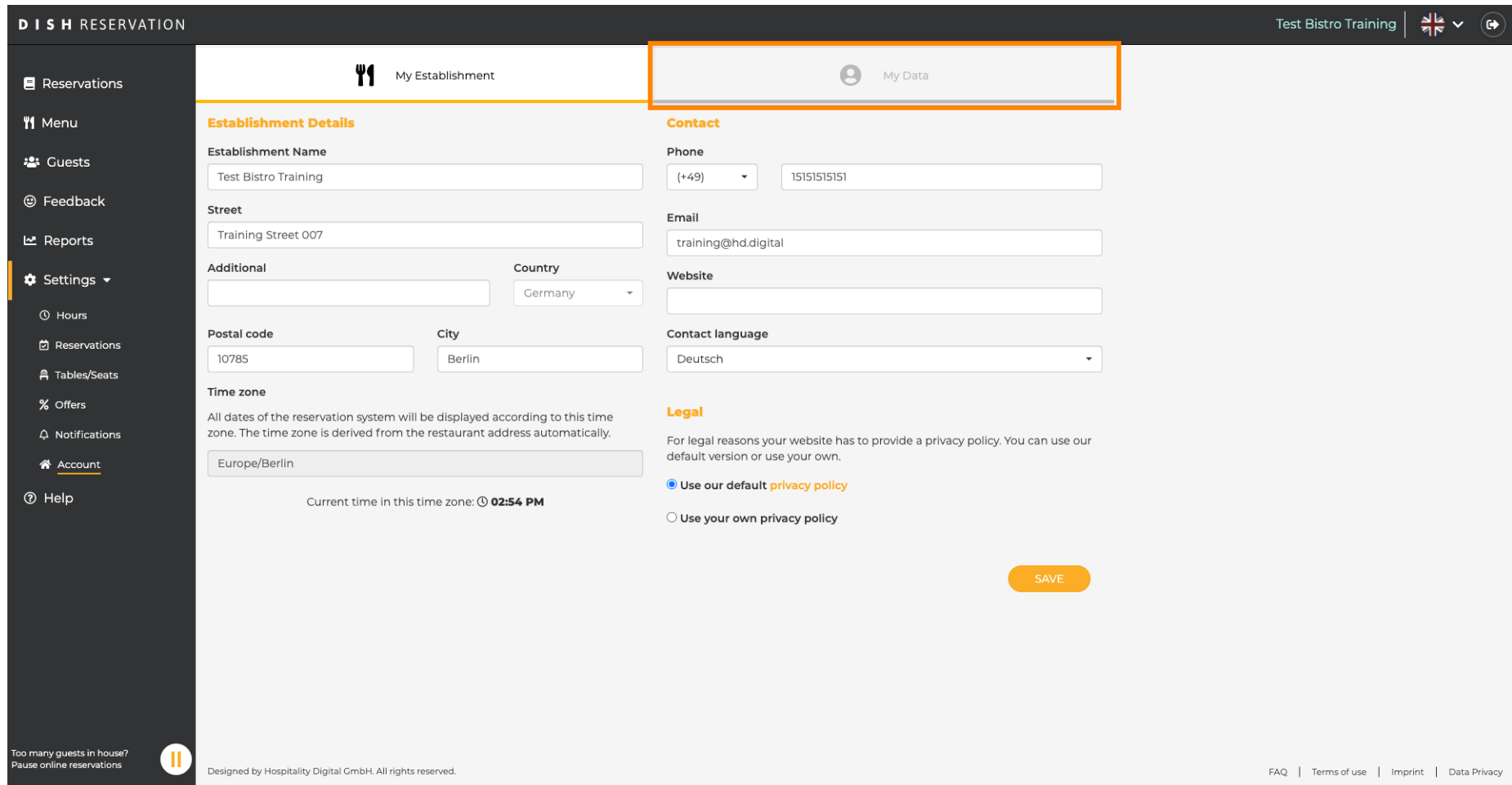
Para cambiar su contraseña, debe ingresar a la configuración de la cuenta. Haz clic en **cuenta**.



The screenshot displays the DISH RESERVATION web application interface. The top navigation bar includes the logo and the text "DISH RESERVATION". The right side of the header shows "Test Bistro Training" and a language selection dropdown. The left sidebar contains a menu with items: Reservations, Menu, Guests, Feedback, Reports, Settings (with a dropdown arrow), Hours, Reservations, Tables/Seats, Offers, Notifications, Account (highlighted with an orange box), and Help. The main content area features a teal notification bar with the text "Have a walk-in customer? Received a reservation request over phone / email? Don't forget to add it to your reservation book!" and an "ADD" button. Below this is a date range selector showing "Mon, 20/07/2020 - Mon, 20/07/2020" with navigation arrows, a calendar icon with "0", a group icon with "0", and a "Print" button. A filter bar below the date selector has three options: "All", "Completed", and "Upcoming" (selected). The main content area displays a large white box with a magnifying glass icon and the text "No reservations available". At the bottom left, there is a notification: "Too many guests in house? Pause online reservations" with a pause icon. The footer contains the text "Designed by Hospitality Digital GmbH. All rights reserved." and links for "FAQ", "Terms of use", "Imprint", and "Data Privacy".



Ahora se encuentra en el **panel de configuración de la cuenta** . Aquí se pueden ajustar los datos del establecimiento, así como la información directamente relacionada con el personal del cliente. Para ajustar lo último mencionado, haga clic en **mis datos** .



DISH RESERVATION Test Bistro Training

My Establishment | **My Data**

Establishment Details

Establishment Name: Test Bistro Training

Street: Training Street 007

Additional: Country: Germany

Postal code: 10785 City: Berlin

Time zone: Europe/Berlin

Current time in this time zone: 02:54 PM

Contact

Phone: (+49) 15151515151

Email: training@hd.digital

Website:

Contact language: Deutsch

Legal

For legal reasons your website has to provide a privacy policy. You can use our default version or use your own.

Use our default [privacy policy](#)

Use your own privacy policy

SAVE

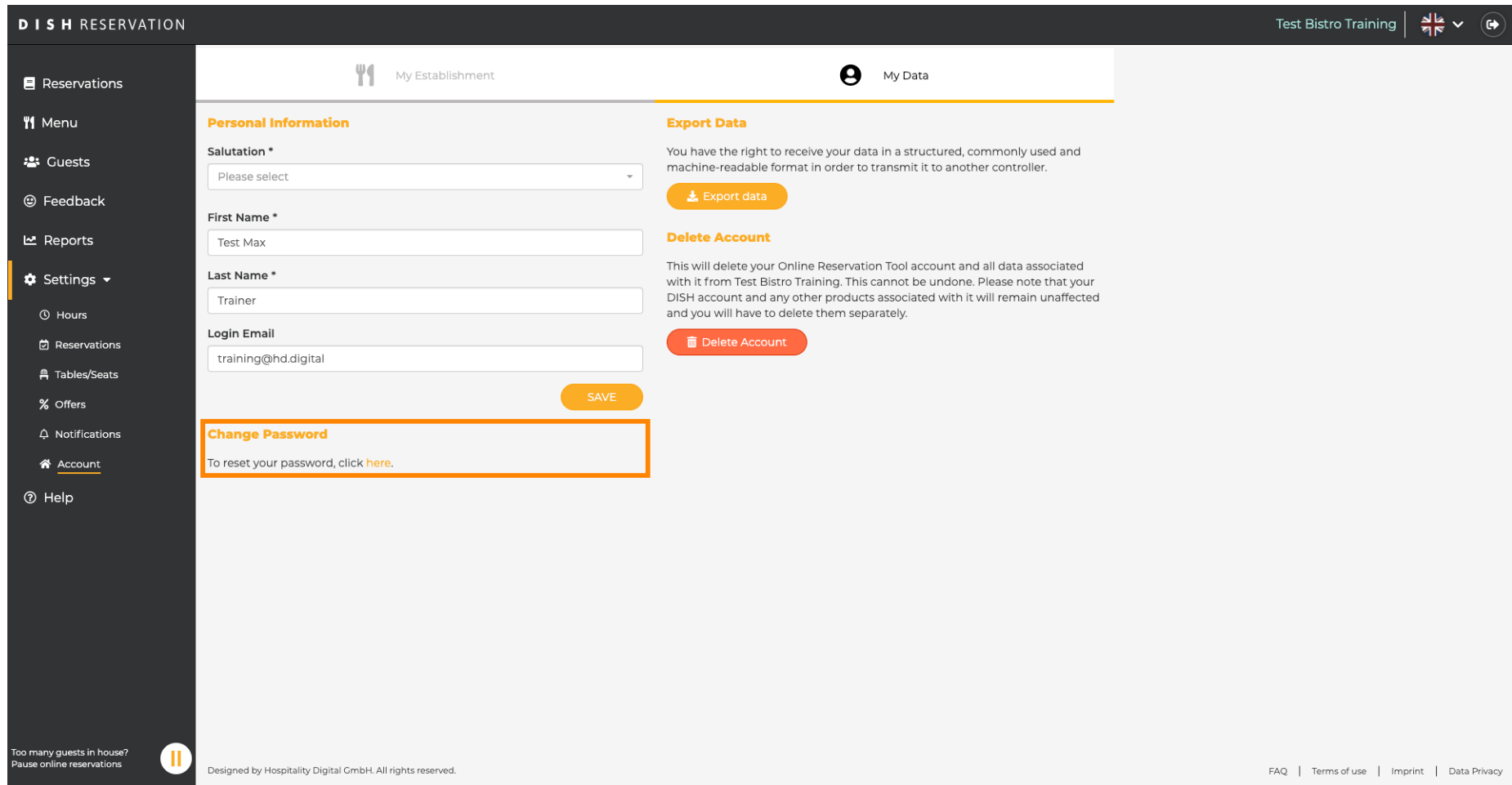
Too many guests in house? Pause online reservations

Designed by Hospitality Digital GmbH. All rights reserved.

FAQ | Terms of use | Imprint | Data Privacy



Haga clic **aquí** para cambiar la contraseña.



The screenshot shows the DISH RESERVATION user interface. The top navigation bar includes the logo, the establishment name 'Test Bistro Training', and a language selector. The left sidebar contains navigation options: Reservations, Menu, Guests, Feedback, Reports, Settings (expanded), Hours, Reservations, Tables/Seats, Offers, Notifications, Account, and Help. The main content area is divided into two sections: 'My Establishment' and 'My Data'. The 'My Data' section contains 'Personal Information' (Salutation, First Name, Last Name, Login Email) and 'Export Data' (Export data button). A 'Delete Account' button is also present. A 'Change Password' link is highlighted with an orange box, with the text 'To reset your password, click here.' below it. A 'SAVE' button is located at the bottom of the 'Personal Information' section. At the bottom of the page, there is a footer with copyright information and links for FAQ, Terms of use, Imprint, and Data Privacy.




Introduzca la **contraseña existente** y la **nueva contraseña** . Para confirmar, ingrese la nueva contraseña por segunda vez. Haga clic en **guardar** cuando haya terminado.




English ▾


Change Password

..... 

Password

..... 

New Password

..... 

Confirmation

[Back to application](#) [Save](#)




Eso es todo. Estás listo. La contraseña ahora se ha actualizado con éxito.





English ▾

Your password has been updated.

Change Password

Password 

New Password 

Confirmation 

[Back to application](#)

[Save](#)