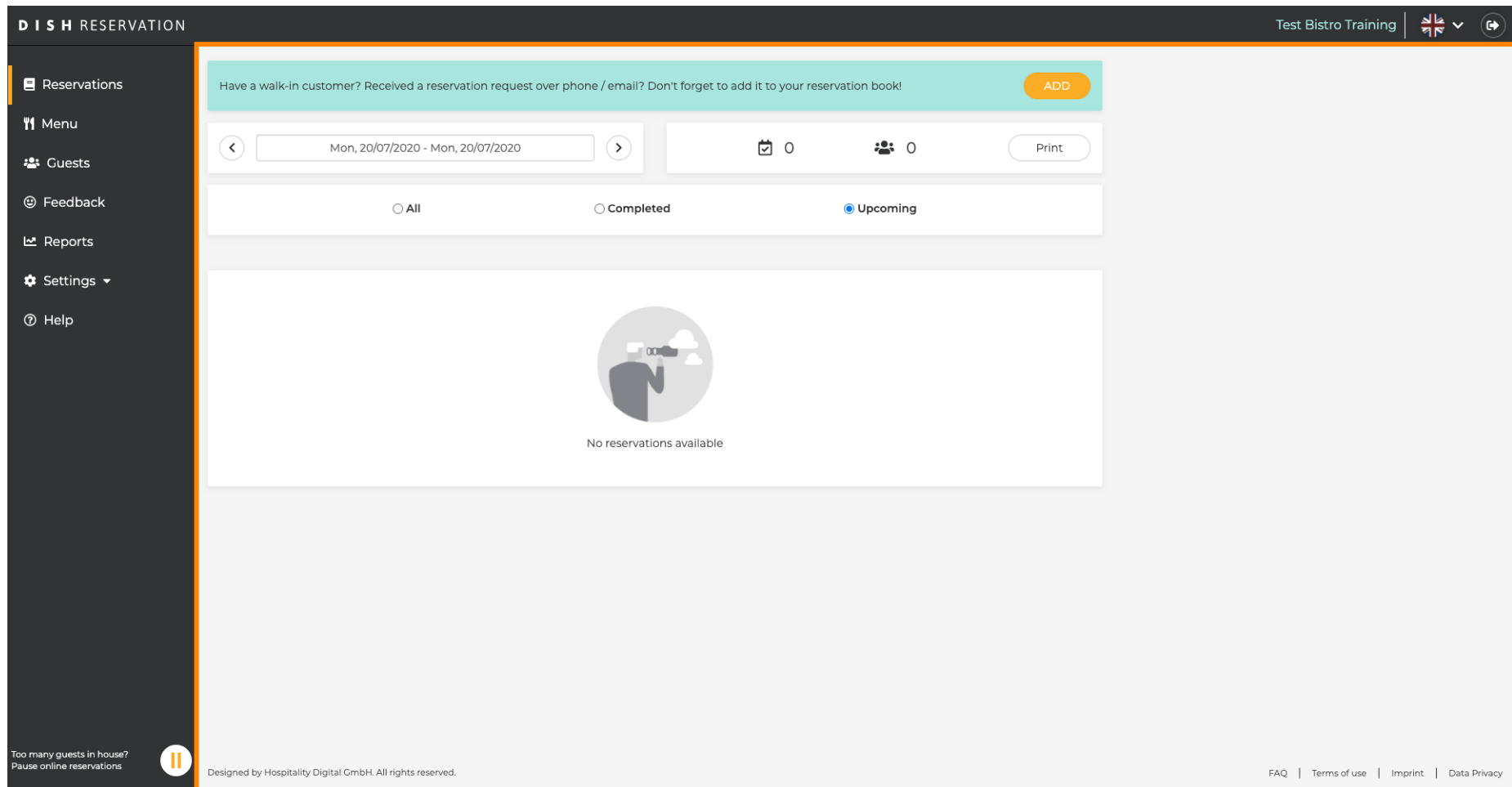


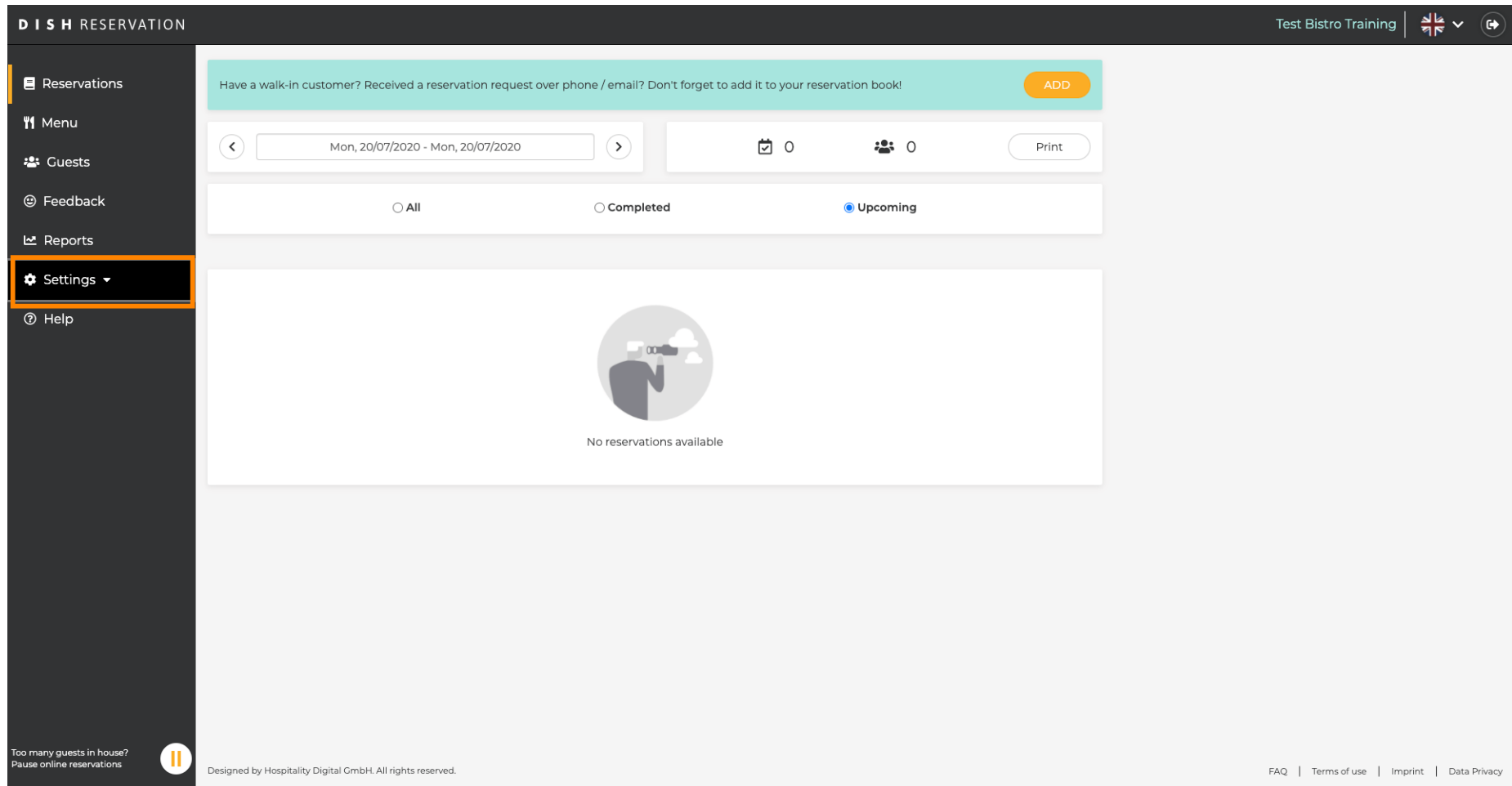


Se você quiser alterar sua senha, você deve estar logado em sua conta. Após o login, você será direcionado para o **painel**.



The screenshot displays the DISH RESERVATION dashboard. On the left is a dark sidebar with navigation options: Reservations, Menu, Guests, Feedback, Reports, Settings, and Help. The main content area features a teal notification bar at the top with the text "Have a walk-in customer? Received a reservation request over phone / email? Don't forget to add it to your reservation book!" and an "ADD" button. Below this is a date range selector showing "Mon, 20/07/2020 - Mon, 20/07/2020", a calendar icon with "0", a group icon with "0", and a "Print" button. There are three filter tabs: "All", "Completed", and "Upcoming" (which is selected). The central area shows a large grey box with a magnifying glass icon and the text "No reservations available". At the bottom left, there is a status indicator "Too many guests in house? Pause online reservations" with a pause icon. The footer contains the text "Designed by Hospitality Digital GmbH. All rights reserved." and links for "FAQ | Terms of use | Imprint | Data Privacy". The top right corner shows the user "Test Bistro Training" and a language dropdown menu.

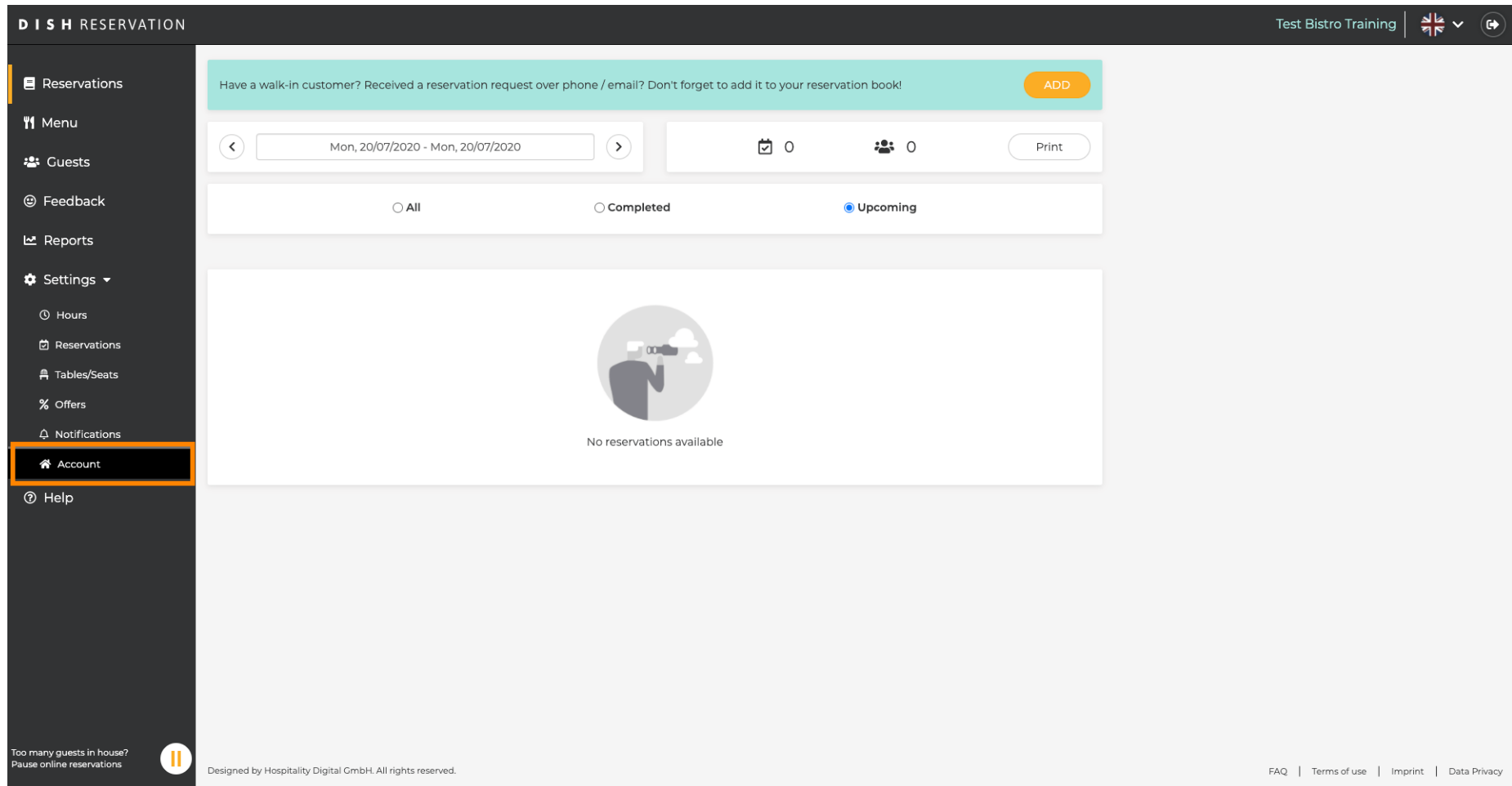
Em seguida, clique em **configurações** para abrir a lista de preferências.



The screenshot displays the DISH RESERVATION web application interface. On the left, a dark sidebar contains a navigation menu with the following items: Reservations, Menu, Guests, Feedback, Reports, Settings (highlighted with an orange border), and Help. The main content area features a teal notification bar at the top with the text "Have a walk-in customer? Received a reservation request over phone / email? Don't forget to add it to your reservation book!" and an "ADD" button. Below this is a date range selector showing "Mon, 20/07/2020 - Mon, 20/07/2020", a calendar icon with "0", a group icon with "0", and a "Print" button. A filter bar below the date selector has three radio buttons: "All", "Completed", and "Upcoming" (which is selected). The main content area is currently empty, displaying a large circular icon of a person with binoculars and the text "No reservations available". At the bottom left, there is a warning icon and the text "Too many guests in house? Pause online reservations". At the bottom right, there are links for "FAQ", "Terms of use", "Imprint", and "Data Privacy". The footer text reads "Designed by Hospitality Digital GmbH. All rights reserved."



Para alterar sua senha, você precisa entrar nas configurações da conta. Clique em **conta**.



DISH RESERVATION

Test Bistro Training

Reservations

Menu

Guests

Feedback

Reports

Settings

- Hours
- Reservations
- Tables/Seats
- Offers
- Notifications
- Account**
- Help

Have a walk-in customer? Received a reservation request over phone / email? Don't forget to add it to your reservation book! **ADD**

Mon, 20/07/2020 - Mon, 20/07/2020

0 0 Print

All Completed **Upcoming**

No reservations available

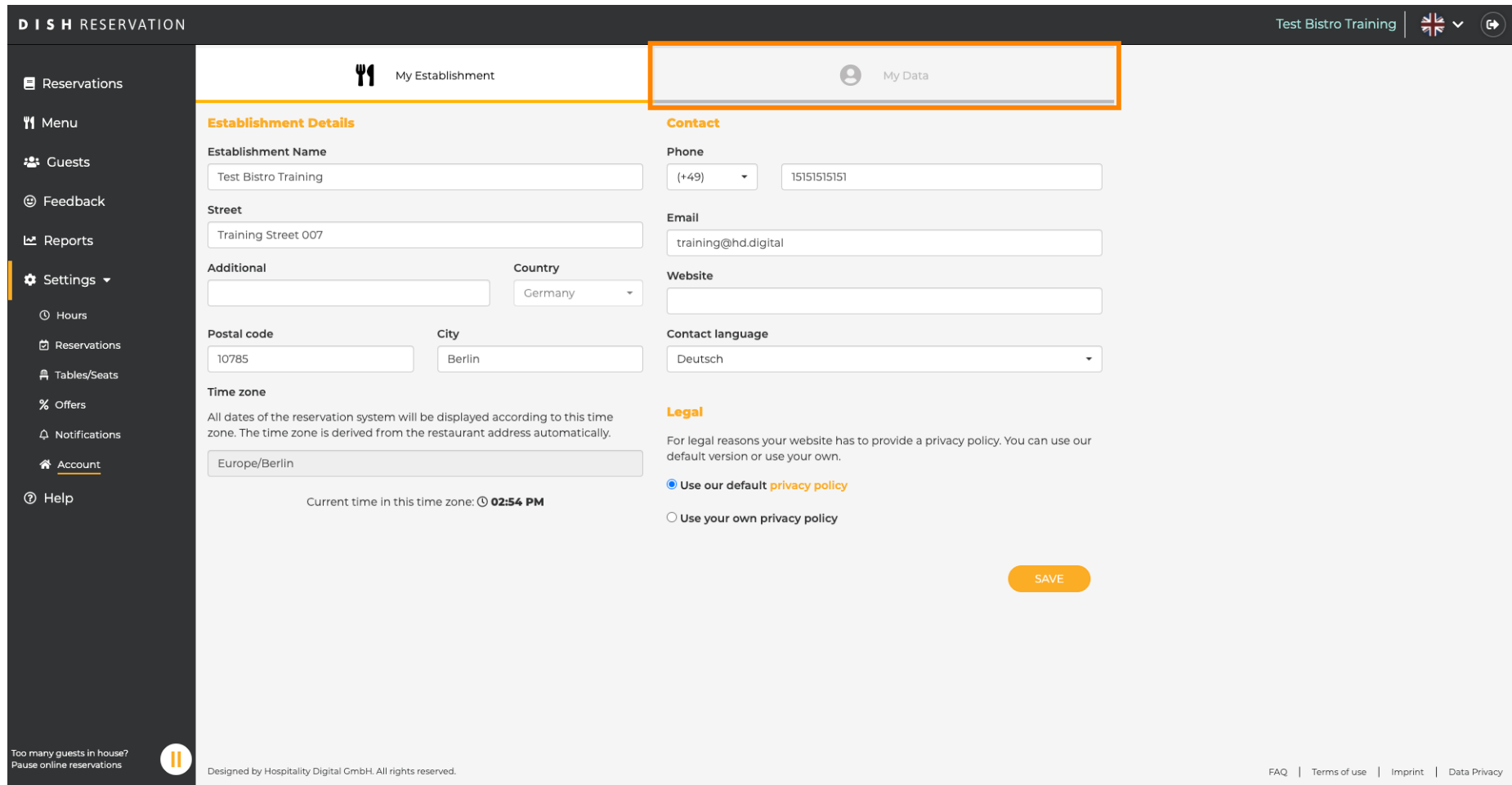
Too many guests in house? Pause online reservations

Designed by Hospitality Digital GmbH. All rights reserved.

FAQ | Terms of use | Imprint | Data Privacy



Você está agora no **painel de configurações da conta** . Aqui podem ser ajustados os dados do estabelecimento bem como as informações diretamente ligadas ao pessoal do cliente. Para ajustar o último clique mencionado em **meus dados** .



DISH RESERVATION Test Bistro Training

My Establishment | **My Data**

Establishment Details

Establishment Name: Test Bistro Training

Street: Training Street 007

Additional: Country: Germany

Postal code: 10785 City: Berlin

Time zone: Europe/Berlin

Current time in this time zone: 02:54 PM

Contact

Phone: (+49) 15151515151

Email: training@hd.digital

Website:

Contact language: Deutsch

Legal

For legal reasons your website has to provide a privacy policy. You can use our default version or use your own.

Use our default [privacy policy](#)

Use your own privacy policy

SAVE

Too many guests in house? Pause online reservations

Designed by Hospitality Digital GmbH. All rights reserved.

FAQ | Terms of use | Imprint | Data Privacy



Clique **aqui** para alterar a senha.

The screenshot shows the DISH RESERVATION user interface. The top navigation bar includes the logo, the text "DISH RESERVATION", and the user's name "Test Bistro Training" with a language dropdown and a refresh icon. The main content area is divided into two tabs: "My Establishment" and "My Data". The "My Data" tab is active, showing a "Personal Information" section with fields for "Salutation" (a dropdown menu), "First Name" (containing "Test Max"), and "Last Name" (containing "Trainer"). Below these is a "Login Email" field containing "training@hd.digital" and a "SAVE" button. To the right, there are sections for "Export Data" (with an "Export data" button) and "Delete Account" (with a "Delete Account" button). A "Change Password" section is highlighted with an orange border, containing the text "To reset your password, click [here](#)." The left sidebar contains navigation options: Reservations, Menu, Guests, Feedback, Reports, Settings (with a dropdown arrow), Hours, Reservations, Tables/Seats, Offers, Notifications, Account, and Help. At the bottom left, there is a notification: "Too many guests in house? Pause online reservations" with a pause icon. The footer contains the text "Designed by Hospitality Digital GmbH. All rights reserved." and links for "FAQ", "Terms of use", "Imprint", and "Data Privacy".




Digite a **senha existente** e a **nova senha** . Para confirmação, digite a nova senha uma segunda vez. Clique em **salvar** quando terminar.




English ▾


Change Password

..... 

Password

..... 

New Password

..... 

Confirmation

[Back to application](#) [Save](#)


 É isso. Você terminou. A senha foi atualizada com sucesso.





English ▾

Your password has been updated.

Change Password

Password 

New Password 

Confirmation 

[Back to application](#)

[Save](#)