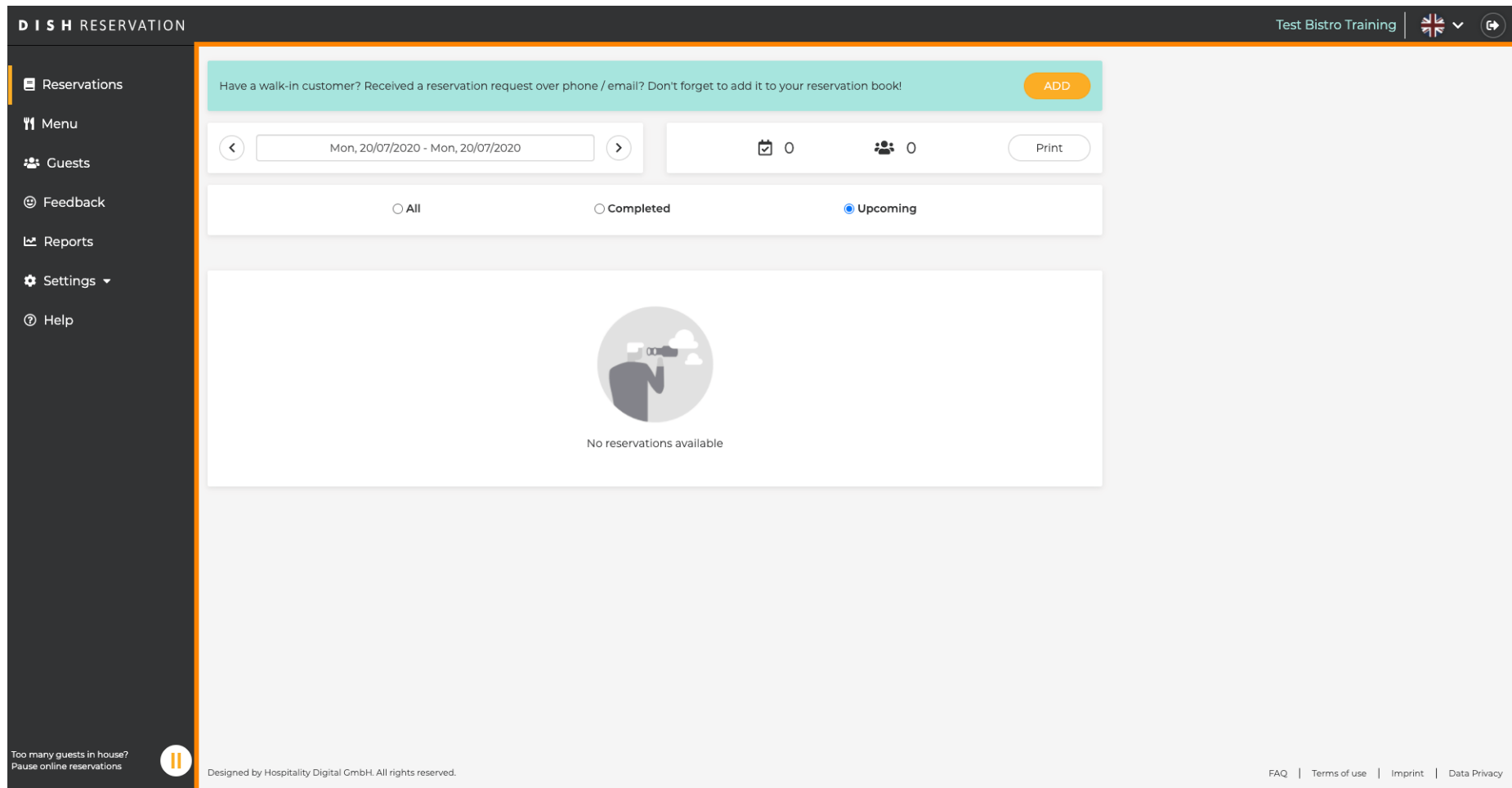


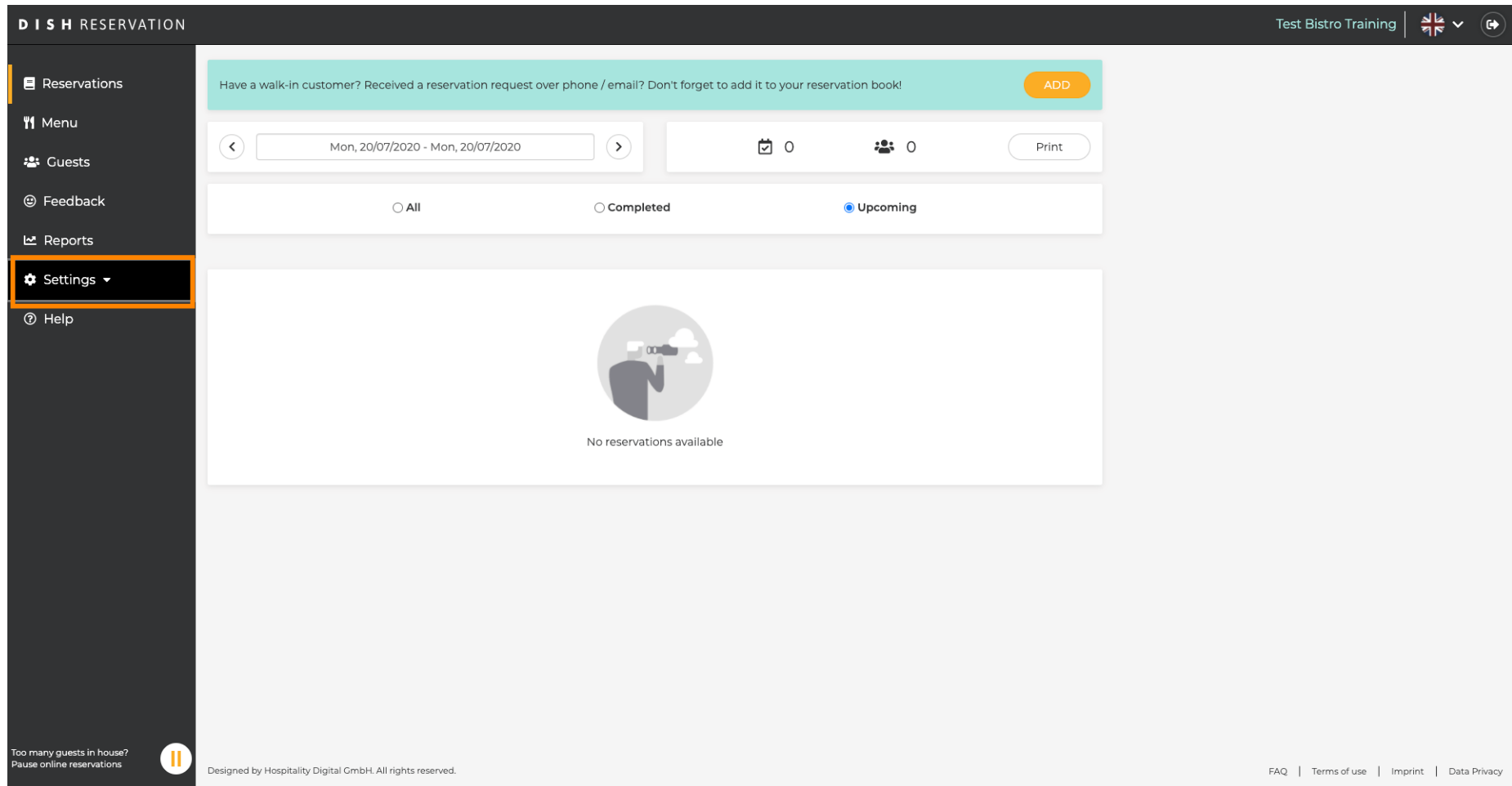


Dacă doriți să vă schimbați parola, trebuie să vă conectați la contul dvs. După ce te-ai conectat, vei fi direcționat către tabloul de **bord**.



The screenshot shows the DISH RESERVATION dashboard. The top navigation bar includes the logo, the text "DISH RESERVATION", and the user name "Test Bistro Training" with a language dropdown and a refresh icon. A left sidebar contains navigation links: Reservations, Menu, Guests, Feedback, Reports, Settings, and Help. The main content area features a teal notification banner: "Have a walk-in customer? Received a reservation request over phone / email? Don't forget to add it to your reservation book!" with an "ADD" button. Below this is a date range selector showing "Mon, 20/07/2020 - Mon, 20/07/2020", a calendar icon with "0", a group icon with "0", and a "Print" button. Filter tabs for "All", "Completed", and "Upcoming" are visible, with "Upcoming" selected. The central area displays a large grey box with a magnifying glass icon and the text "No reservations available". At the bottom left, a status indicator says "Too many guests in house? Pause online reservations" with a pause icon. The footer contains the text "Designed by Hospitality Digital GmbH. All rights reserved." and links for "FAQ | Terms of use | Imprint | Data Privacy".

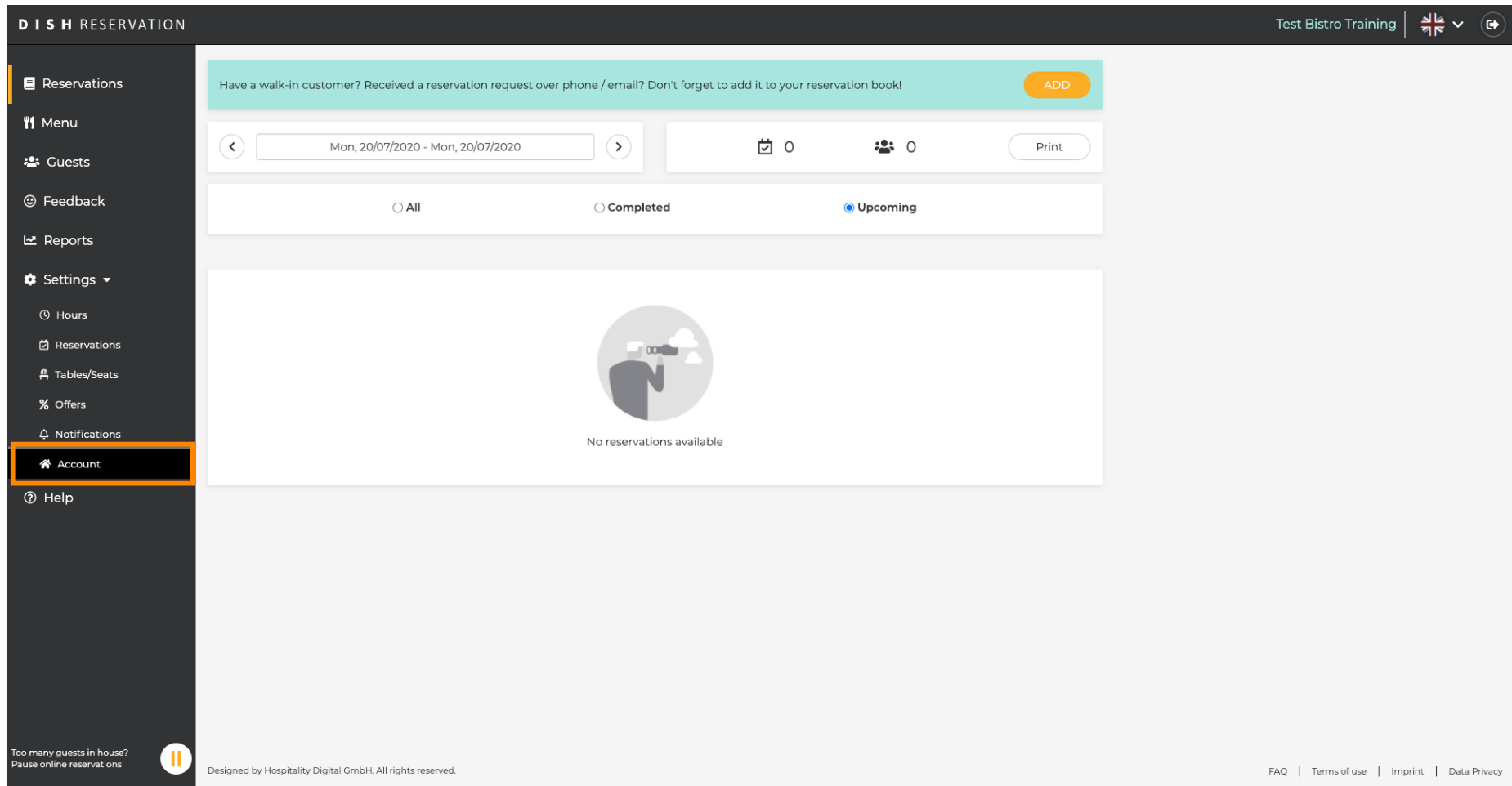
 Apoi faceți clic pe **setări** pentru a deschide lista de preferințe.



The screenshot displays the DISH RESERVATION web application interface. On the left, a dark sidebar contains a navigation menu with the following items: Reservations, Menu, Guests, Feedback, Reports, **Settings** (highlighted with an orange border), and Help. The main content area features a teal notification bar at the top with the text "Have a walk-in customer? Received a reservation request over phone / email? Don't forget to add it to your reservation book!" and an "ADD" button. Below this is a date range selector showing "Mon, 20/07/2020 - Mon, 20/07/2020", a calendar icon with "0", a group icon with "0", and a "Print" button. A filter bar below the date selector shows three options: "All", "Completed", and "Upcoming" (which is selected). The main content area is currently empty, displaying a large circular icon of a person with binoculars and the text "No reservations available". At the bottom left, there is a warning icon and the text "Too many guests in house? Pause online reservations". At the bottom right, there are links for "FAQ", "Terms of use", "Imprint", and "Data Privacy". The footer text reads "Designed by Hospitality Digital GmbH. All rights reserved."



Pentru a vă schimba parola trebuie să introduceți setările contului. Faceți clic pe **cont**.



DISH RESERVATION Test Bistro Training

Have a walk-in customer? Received a reservation request over phone / email? Don't forget to add it to your reservation book! **ADD**

Mon, 20/07/2020 - Mon, 20/07/2020 0 0 Print

All Completed Upcoming

No reservations available

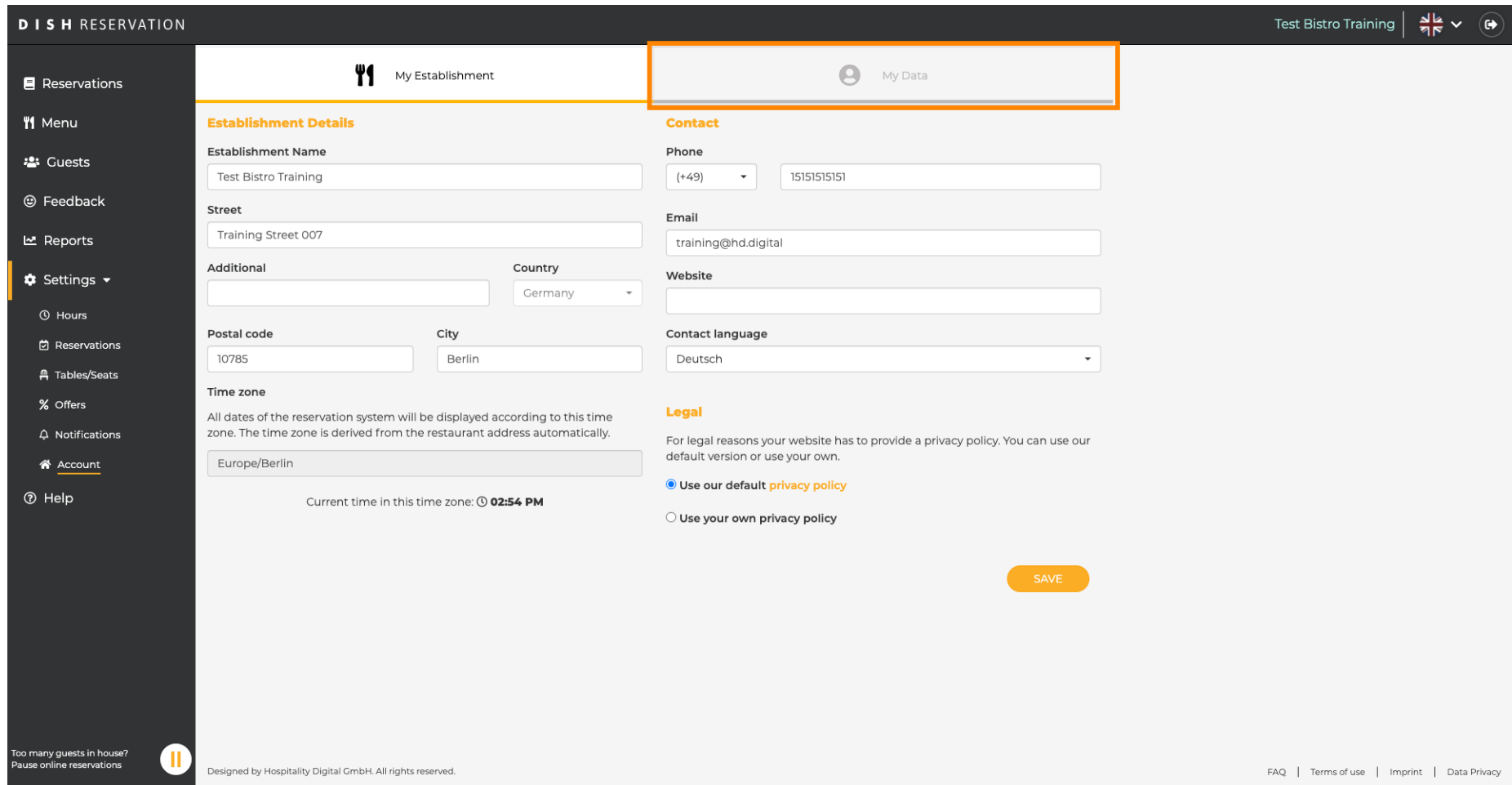
Account

Too many guests in house? Pause online reservations

Designed by Hospitality Digital GmbH. All rights reserved. FAQ | Terms of use | Imprint | Data Privacy



Acum vă aflați în tabloul de **bord pentru setările contului** . Aici datele despre stabilire pot fi ajustate, precum și informații legate direct de personalul clientului. Pentru a ajusta ultima dată, faceți clic pe **datele mele** .



DISH RESERVATION Test Bistro Training

My Establishment | **My Data**

Establishment Details

Establishment Name: Test Bistro Training

Street: Training Street 007

Additional: Country: Germany

Postal code: 10785 City: Berlin

Time zone: Europe/Berlin

Current time in this time zone: 02:54 PM

Contact

Phone: (+49) 151515151

Email: training@hd.digital

Website:

Contact language: Deutsch

Legal

For legal reasons your website has to provide a privacy policy. You can use our default version or use your own.

Use our default [privacy policy](#)

Use your own privacy policy

SAVE

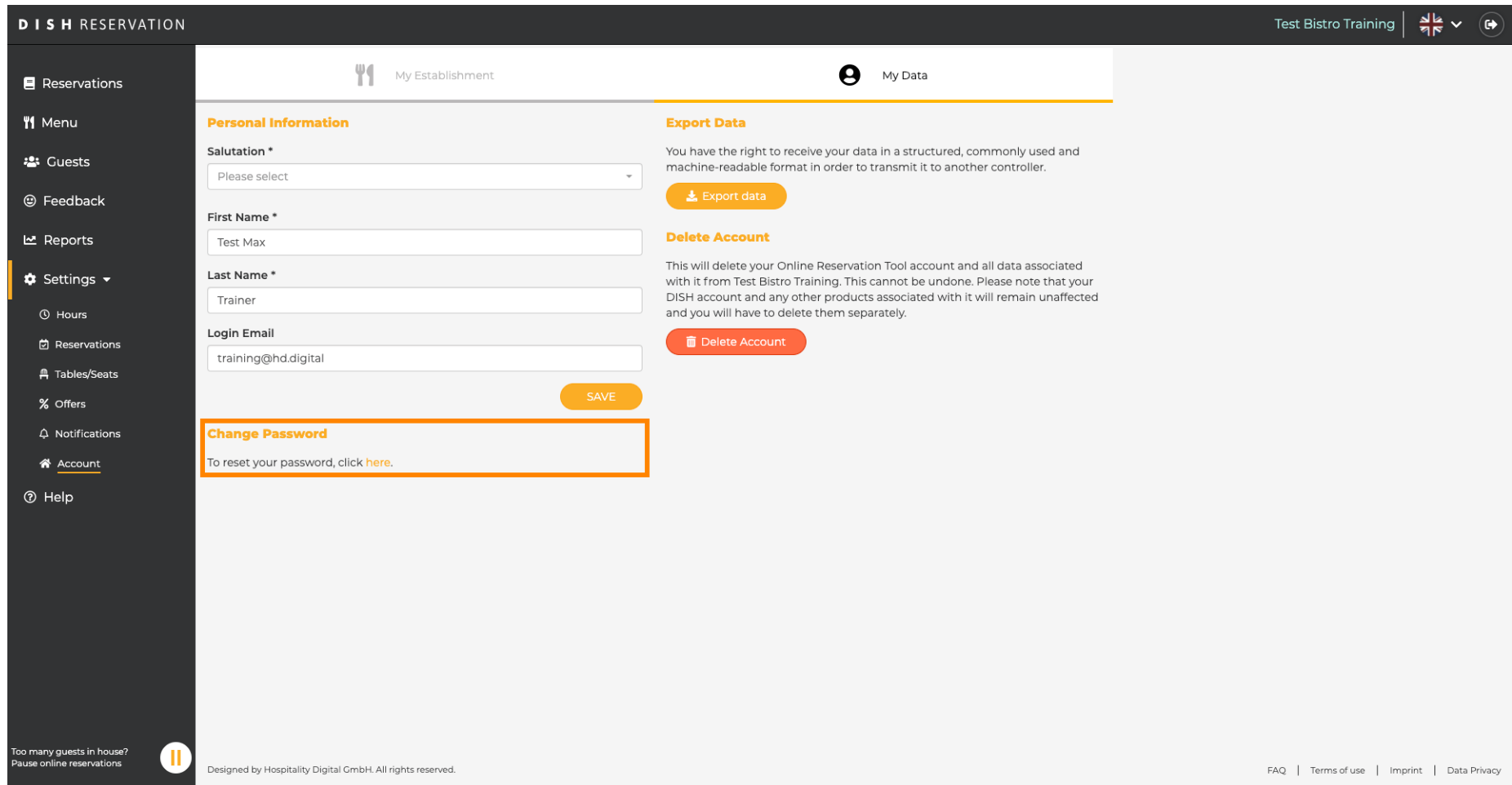
Too many guests in house? Pause online reservations

Designed by Hospitality Digital GmbH. All rights reserved.

FAQ | Terms of use | Imprint | Data Privacy



Faceți clic **aici** pentru a schimba parola.



The screenshot shows the DISH RESERVATION user interface. The top navigation bar includes the logo, the text "DISH RESERVATION", and the user's name "Test Bistro Training" with a language dropdown and a refresh icon. The main content area is divided into two sections: "My Establishment" and "My Data".

My Establishment section:

- Personal Information**
 - Salutation ***: A dropdown menu with "Please select" as the current selection.
 - First Name ***: A text input field containing "Test Max".
 - Last Name ***: A text input field containing "Trainer".
 - Login Email**: A text input field containing "training@hd.digital".
 - A **SAVE** button is located at the bottom right of this section.
- Change Password**: A section with a highlighted orange border containing the text "To reset your password, click [here](#)."

My Data section:

- Export Data**: A section with the text "You have the right to receive your data in a structured, commonly used and machine-readable format in order to transmit it to another controller." and an **Export data** button.
- Delete Account**: A section with the text "This will delete your Online Reservation Tool account and all data associated with it from Test Bistro Training. This cannot be undone. Please note that your DISH account and any other products associated with it will remain unaffected and you will have to delete them separately." and a **Delete Account** button.

The left sidebar contains navigation options: Reservations, Menu, Guests, Feedback, Reports, Settings (with a dropdown arrow), Hours, Reservations, Tables/Seats, Offers, Notifications, Account, and Help. At the bottom left, there is a notification: "Too many guests in house? Pause online reservations" with a pause icon. At the bottom right, there is a footer: "Designed by Hospitality Digital GmbH. All rights reserved." and links for "FAQ", "Terms of use", "Imprint", and "Data Privacy".




Introduceți **parola existentă** și parola **nouă** . Pentru confirmare, introduceți noua parolă a doua oară. Faceți clic pe **salvare** când ați terminat.




English ▾


Change Password

..... 

Password

..... 

New Password

..... 

Confirmation

[Back to application](#) [Save](#)




Asta e. Esti gata. Parola a fost acum actualizată cu succes.





English ▾

Your password has been updated.

Change Password

Password 

New Password 

Confirmation 

[Back to application](#)

[Save](#)