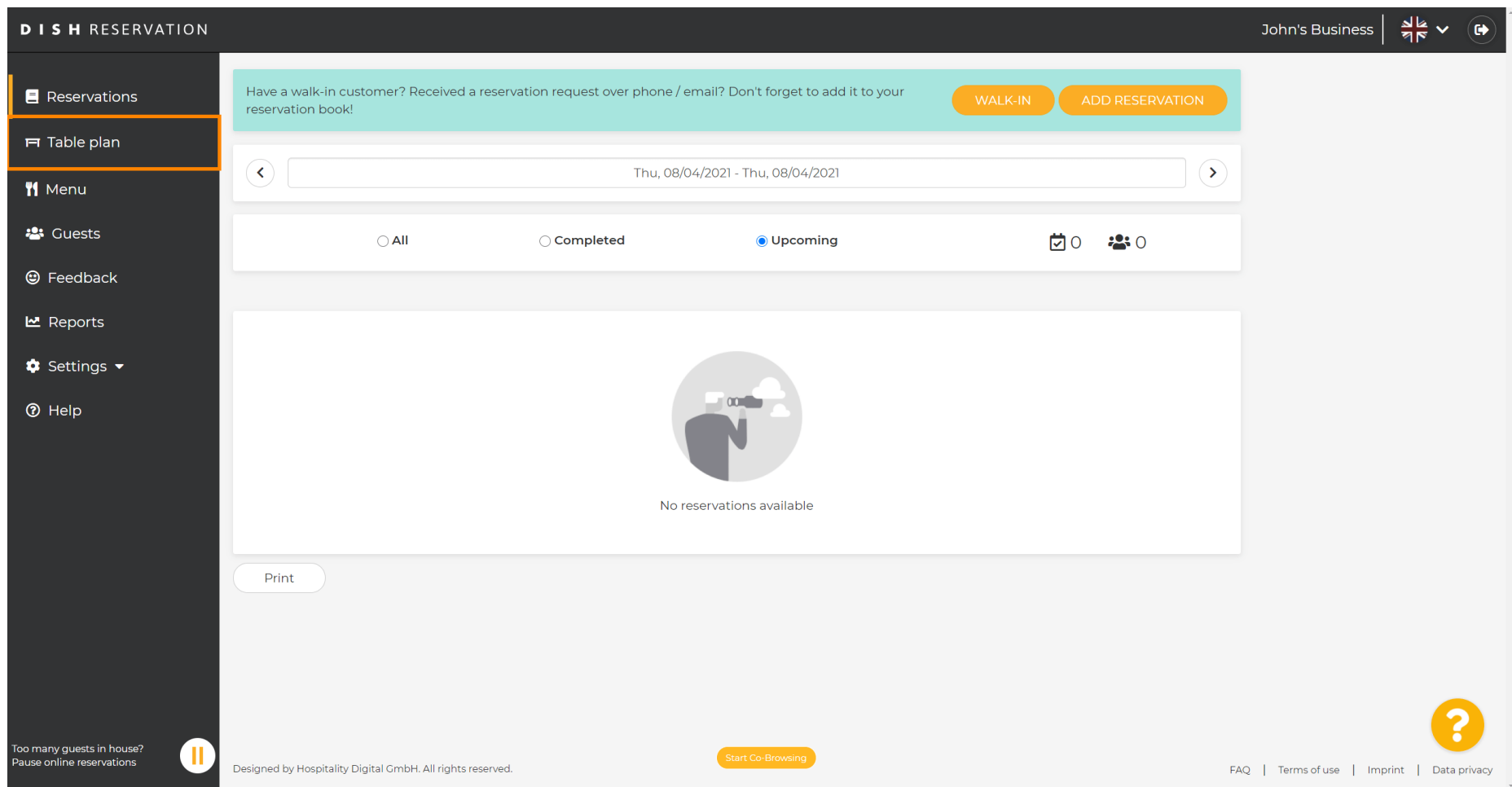




Sie befinden sich jetzt im DISH-Reservierungs-Dashboard. Klicken Sie auf **Tischplan**, um mit der Verwaltung von Tischgruppen zu beginnen.



DISH RESERVATION John's Business

Have a walk-in customer? Received a reservation request over phone / email? Don't forget to add it to your reservation book! [WALK-IN](#) [ADD RESERVATION](#)

Table plan

Menu

Guests

Feedback

Reports

Settings

Help

Thu, 08/04/2021 - Thu, 08/04/2021

☐ All ☐ Completed ☒ Upcoming

No reservations available

Print

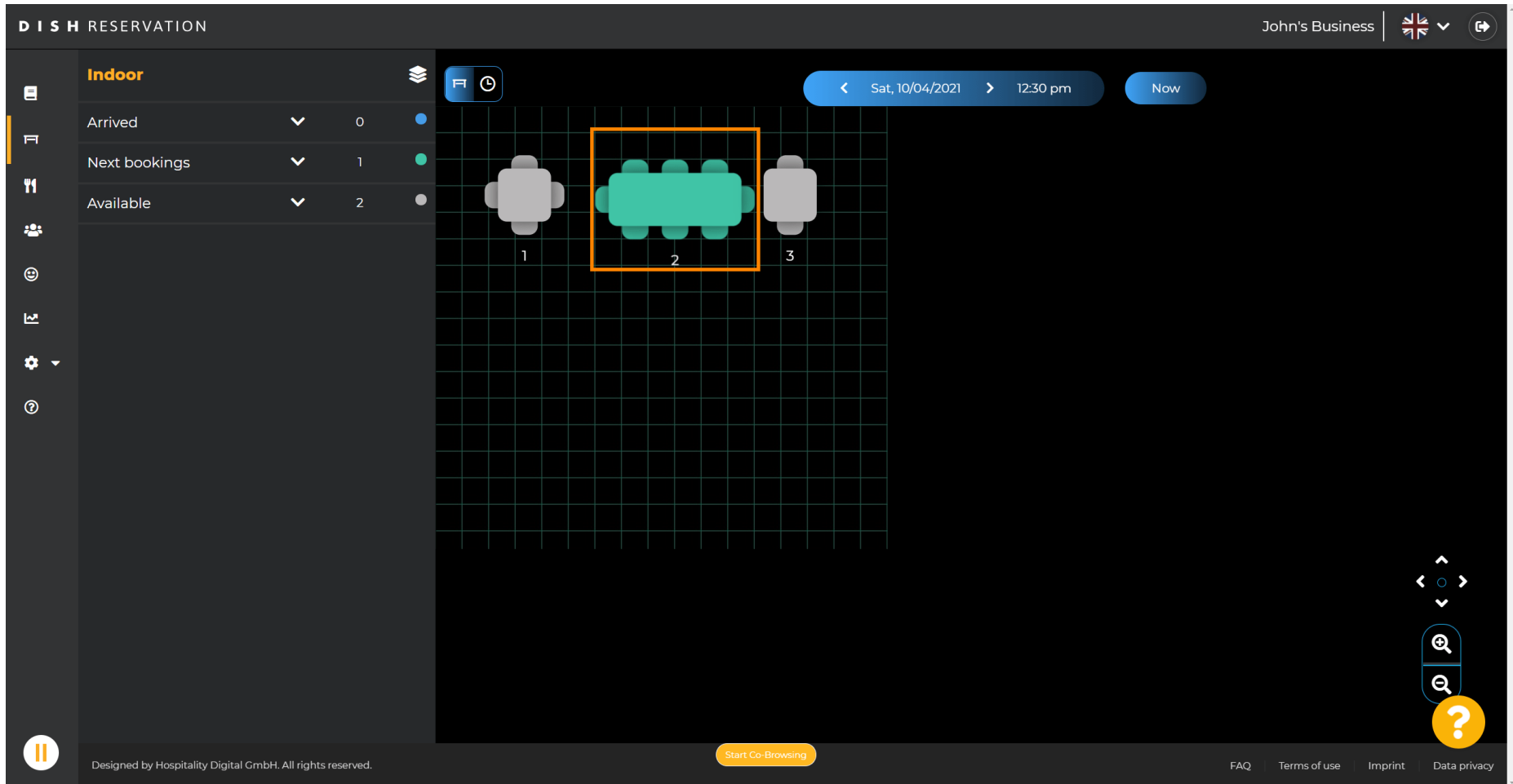
Start Co-Browsing

Designed by Hospitality Digital GmbH. All rights reserved.

FAQ | Terms of use | Imprint | Data privacy



Klicken Sie nun auf den **Tisch** , der der Reservierung Ihres Kunden entspricht.

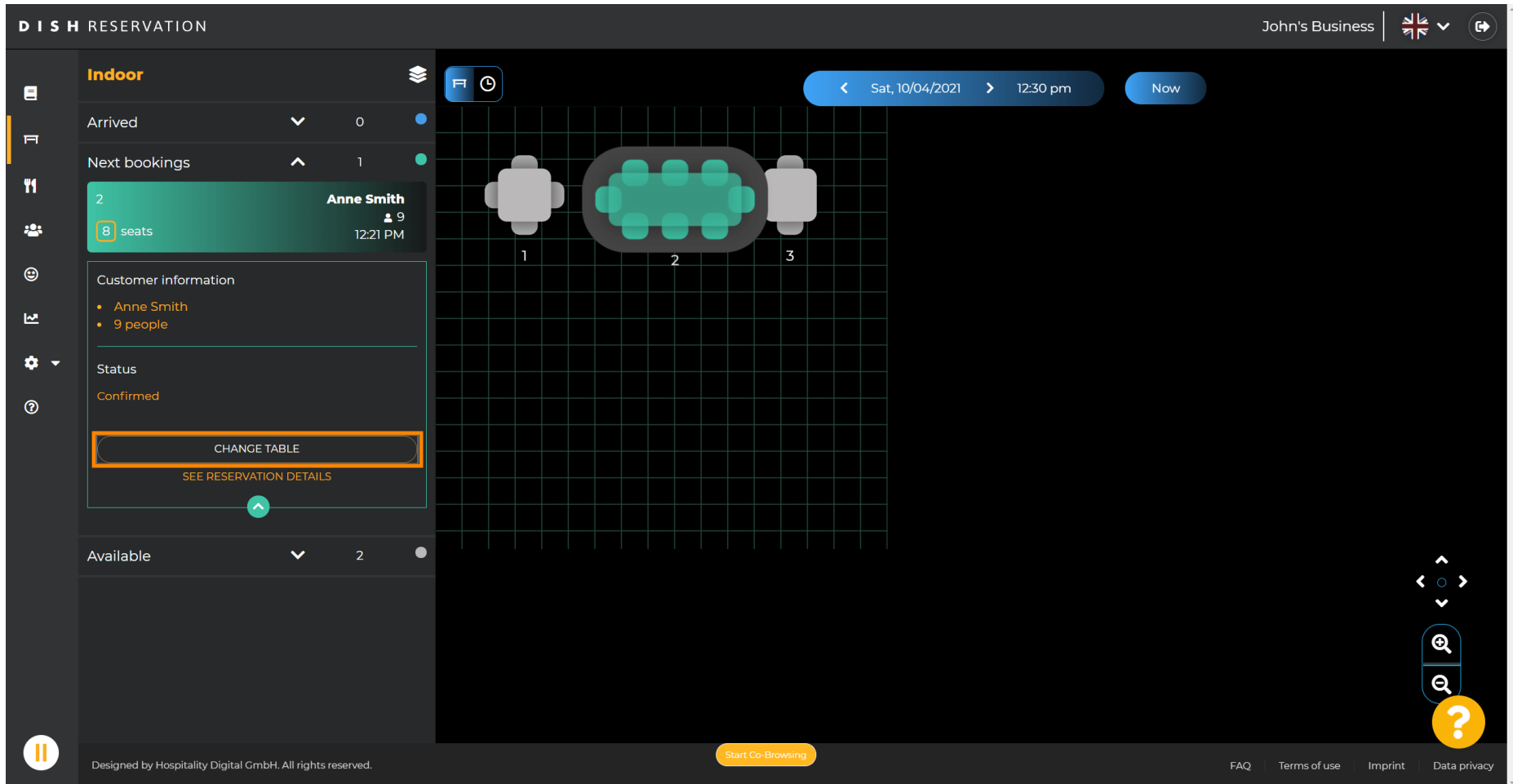


The screenshot displays the DISH RESERVATION interface. On the left, there is a sidebar with a menu and a table of reservation statistics:

Indoor			
Arrived	▼	0	●
Next bookings	▼	1	●
Available	▼	2	●

The main area shows a grid with three tables labeled 1, 2, and 3. Table 2 is highlighted with an orange border. The interface includes a top navigation bar with the text "DISH RESERVATION" and "John's Business". The bottom of the interface features a footer with the text "Designed by Hospitality Digital GmbH. All rights reserved." and a "Start Co-Browsing" button. There are also links for "FAQ", "Terms of use", "Imprint", and "Data privacy" in the bottom right corner.

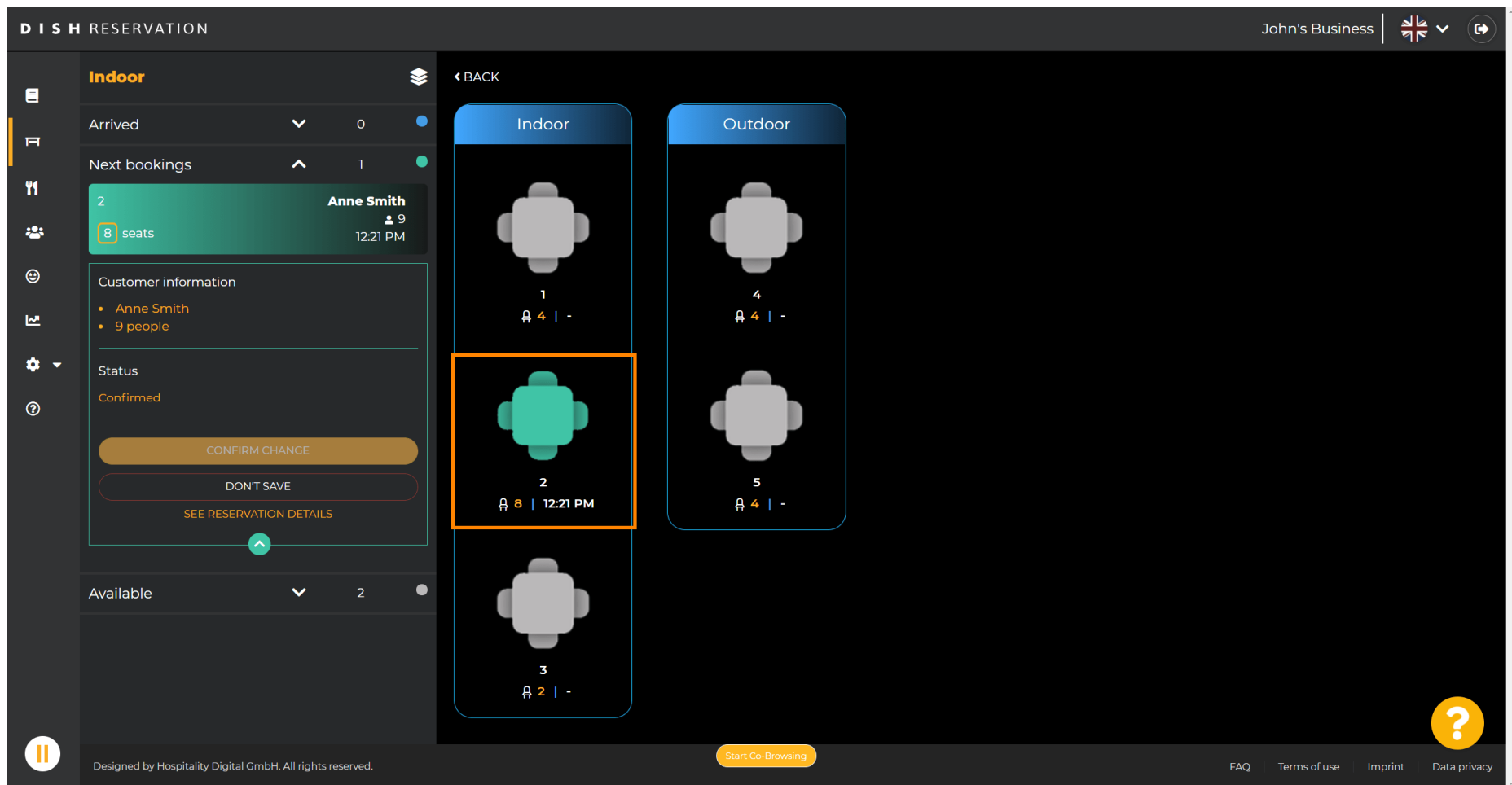
Klicken Sie auf **Tabelle ändern**, um eine Tabellengruppe zu konfigurieren.



The screenshot displays the DISH RESERVATION interface for 'John's Business'. The left sidebar contains a navigation menu with icons for Home, Tables, Customers, and Settings. The main content area shows a reservation for 'Anne Smith' with 9 people, scheduled for Saturday, 10/04/2021 at 12:21 PM. The reservation status is 'Confirmed'. A table configuration is shown on a grid, with three tables labeled 1, 2, and 3. Table 2 is highlighted with a green border. The 'CHANGE TABLE' button is highlighted with an orange border. The bottom of the interface includes a footer with 'Designed by Hospitality Digital GmbH. All rights reserved.', a 'Start Co-Browsing' button, and links for 'FAQ', 'Terms of use', 'Imprint', and 'Data privacy'.



Wählen Sie eine **Tabelle** aus, um fortzufahren.



DISH RESERVATION John's Business

Indoor

Arrived 0

Next bookings 1

2 **Anne Smith** 9 12:21 PM

8 seats

Customer information

- Anne Smith
- 9 people

Status

Confirmed

CONFIRM CHANGE

DON'T SAVE

SEE RESERVATION DETAILS

Available 2

Indoor

1 4 -

2 8 | 12:21 PM

3 2 -

Outdoor

4 4 -

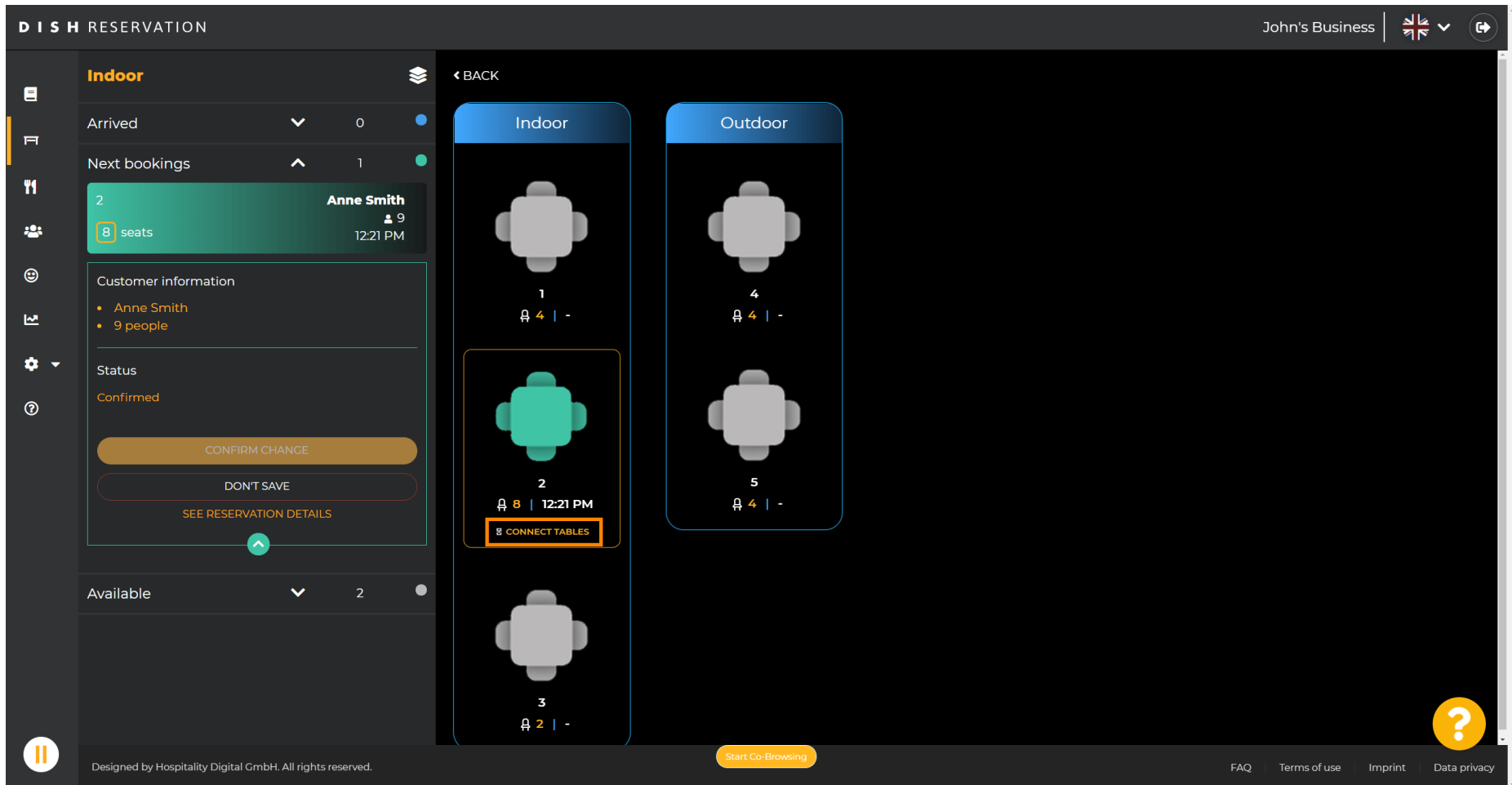
5 4 -

Start Co-Browsing

FAQ Terms of use Imprint Data privacy



Klicken Sie nun auf **Tische verbinden**, um ihn mit anderen Tischen zu kombinieren.



The screenshot displays the DISH RESERVATION interface. On the left, a sidebar contains navigation icons. The main content area is divided into two sections: a reservation details panel on the left and a table configuration panel on the right.

Reservation Details Panel:

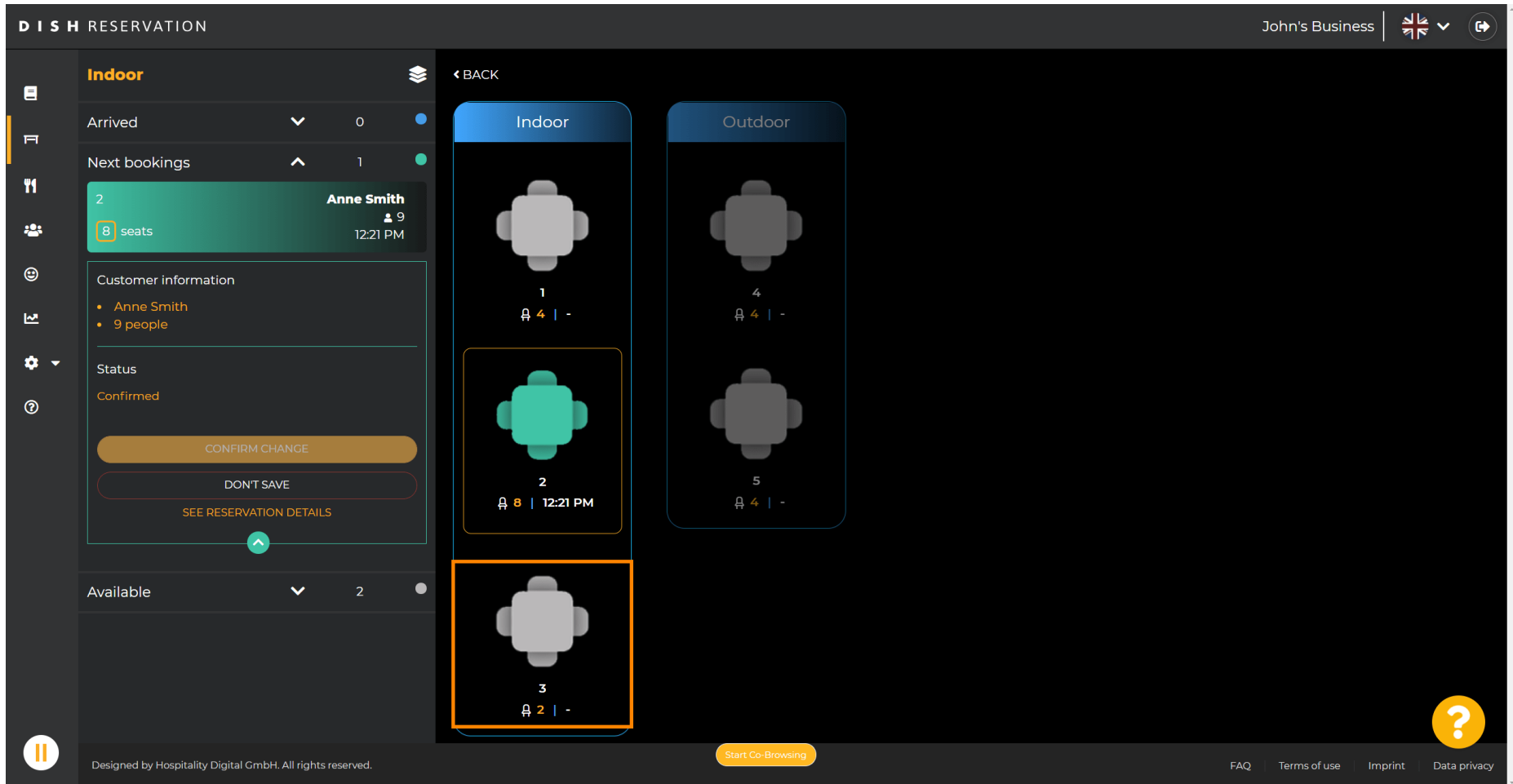
- Indoor** (selected)
- Arrived:** 0
- Next bookings:** 1
- 2** (reservation count)
- Anne Smith** (customer name)
- 8 seats** (reservation size)
- 12:21 PM** (reservation time)
- Customer information:**
 - Anne Smith
 - 9 people
- Status:** Confirmed
- Buttons:** CONFIRM CHANGE, DON'T SAVE, SEE RESERVATION DETAILS
- Available:** 2

Table Configuration Panel:

- Indoor:**
 - Table 1: 4 seats
 - Table 2: 8 seats, 12:21 PM (highlighted with a red box and the text "8 CONNECT TABLES")
 - Table 3: 2 seats
- Outdoor:**
 - Table 4: 4 seats
 - Table 5: 4 seats

The interface also includes a top navigation bar with "John's Business" and a language selector, and a bottom footer with "Designed by Hospitality Digital GmbH. All rights reserved.", "Start Co-Browsing", and links for "FAQ", "Terms of use", "Imprint", and "Data privacy".

Fahren Sie mit der Auswahl einer anderen **Tabelle** fort .



The screenshot displays the DISH RESERVATION interface for 'John's Business'. The interface is divided into a left sidebar, a central reservation details panel, and a right panel for table selection.

Left Sidebar: Contains navigation icons for Home, Menu, Tables, Customers, Status, Settings, and Help.

Central Panel (Indoor):

- Arrived:** 0
- Next bookings:** 1
- Current Booking:** 2, Anne Smith, 9 people, 12:21 PM, 8 seats.
- Customer information:**
 - Anne Smith
 - 9 people
- Status:** Confirmed
- Actions:** CONFIRM CHANGE, DON'T SAVE, SEE RESERVATION DETAILS.
- Available:** 2

Right Panel (Table Selection):

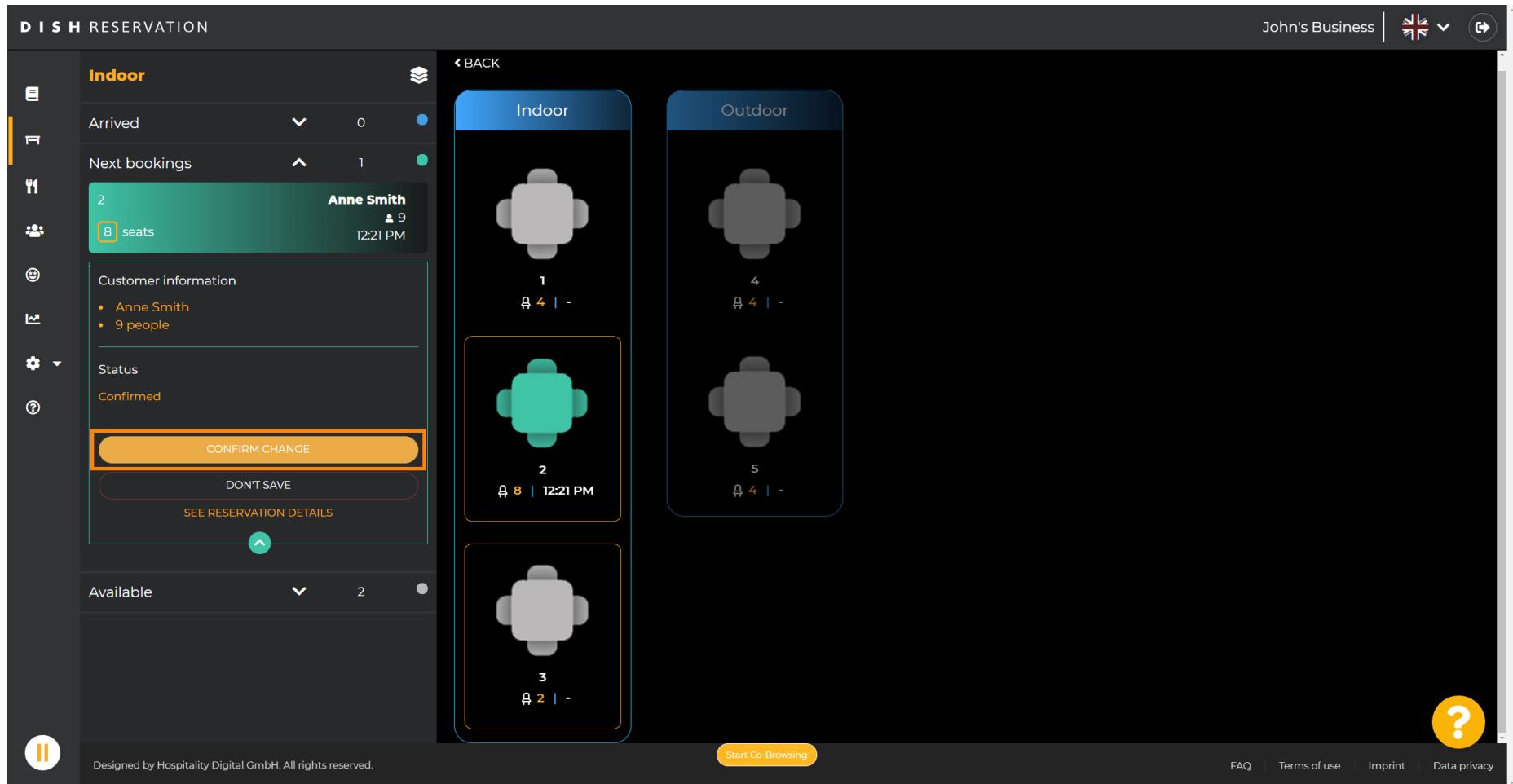
- Indoor:**
 - Table 1: 4 seats, 12:21 PM
 - Table 2: 8 seats, 12:21 PM (highlighted with an orange border)
 - Table 3: 2 seats, 12:21 PM (highlighted with an orange border)
- Outdoor:**
 - Table 4: 4 seats, 12:21 PM
 - Table 5: 4 seats, 12:21 PM

Footer:

- Designed by Hospitality Digital GmbH. All rights reserved.
- Start Co-Browsing
- FAQ | Terms of use | Imprint | Data privacy



Klicken Sie auf **Änderung bestätigen**, um die Tischgruppe für diese Reservierung zu speichern.



DISH RESERVATION John's Business

Indoor

Arrived 0

Next bookings 1

2 **Anne Smith** 9 12:21 PM

8 seats

Customer information

- Anne Smith
- 9 people

Status

Confirmed

CONFIRM CHANGE

DON'T SAVE

SEE RESERVATION DETAILS

Available 2

Indoor

1 4

Outdoor

4 4

2 8 | 12:21 PM

5 4

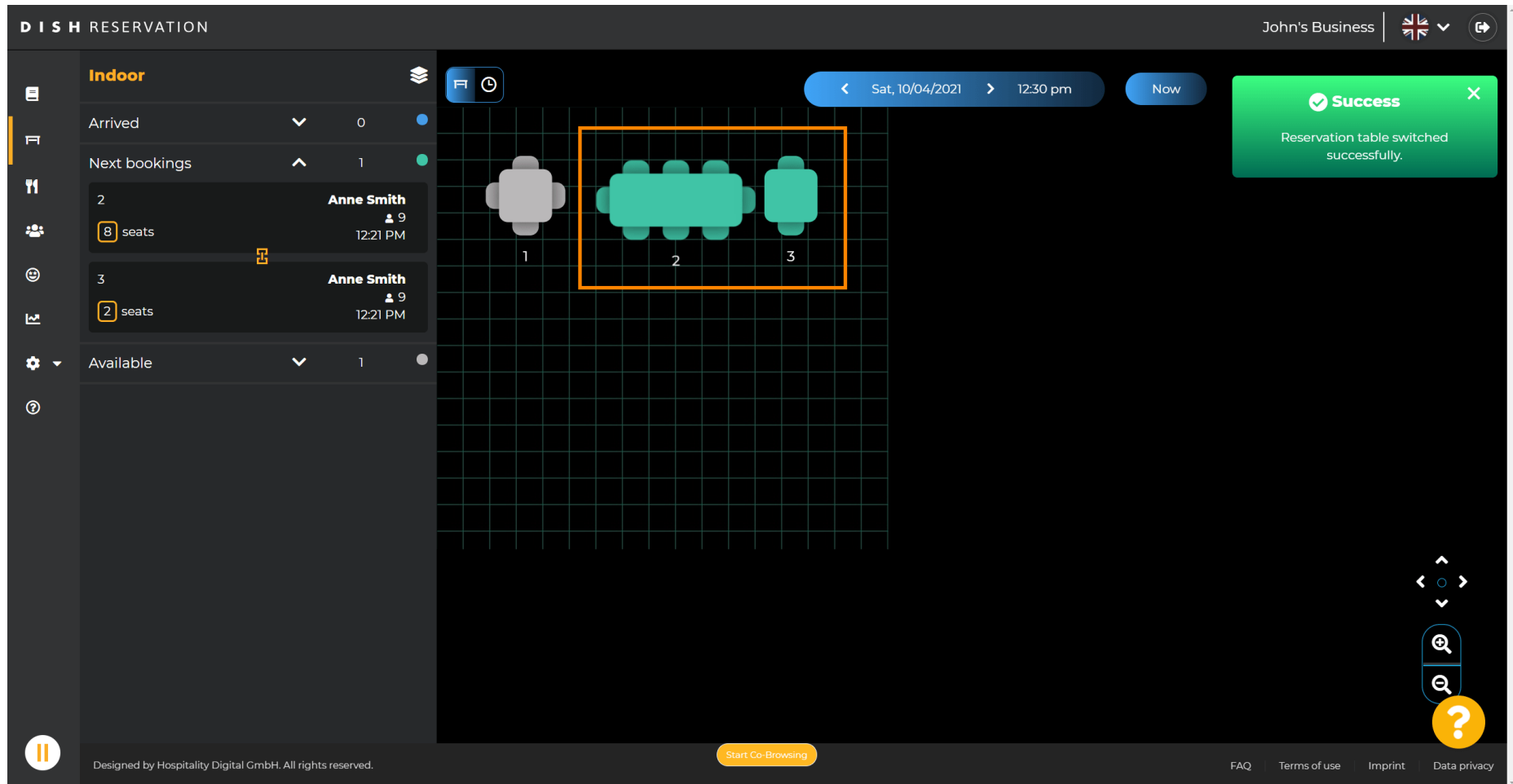
3 2

Start Co-Browsing

FAQ Terms of use Imprint Data privacy



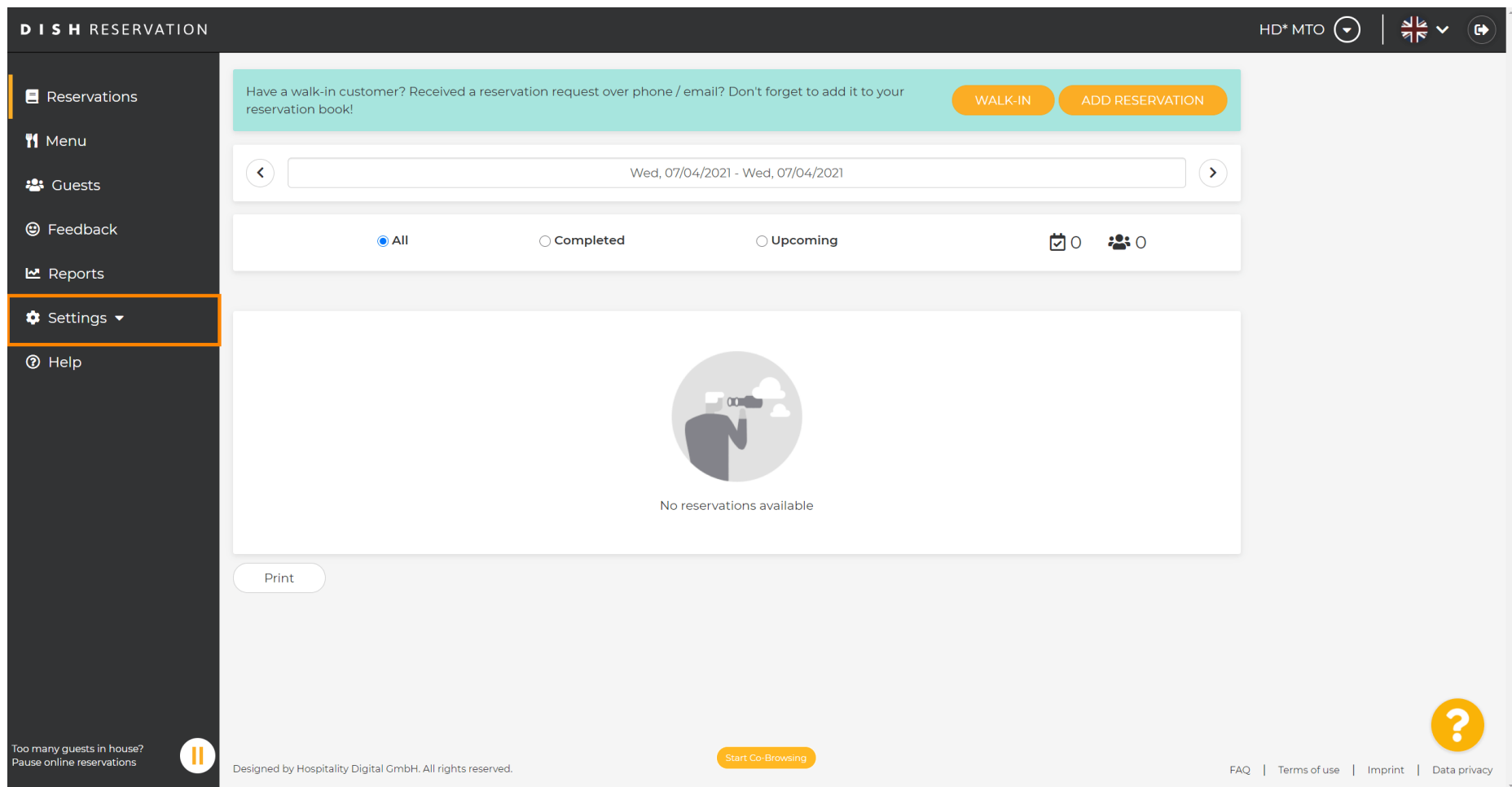
Eine Tischgruppe für die Reservierung Ihres Kunden wurde erfolgreich hinzugefügt.



The screenshot displays the DISH RESERVATION interface. On the left, a sidebar shows the 'Indoor' section with a list of bookings. The 'Next bookings' section lists two reservations for 'Anne Smith' at 12:21 PM: one for 8 seats and another for 2 seats. The 'Available' section shows 1 available table. The main area features a grid with three tables labeled 1, 2, and 3. Table 2 is highlighted with an orange border. A green success message in the top right corner states: 'Success. Reservation table switched successfully.' The bottom of the interface includes a footer with 'Designed by Hospitality Digital GmbH. All rights reserved.', a 'Start Co-Browsing' button, and links for 'FAQ', 'Terms of use', 'Imprint', and 'Data privacy'.



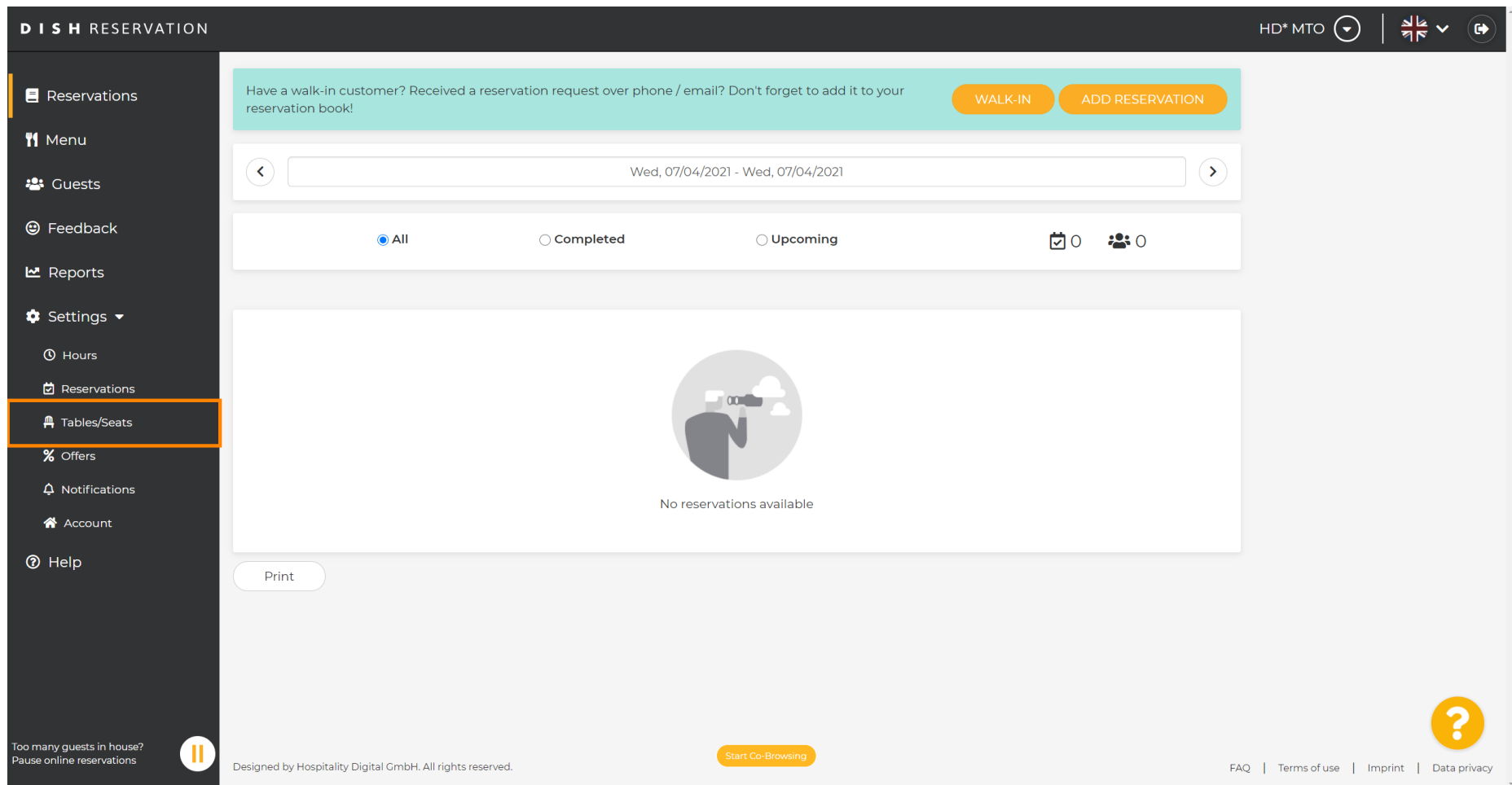
Um Tabellengruppen anders zu konfigurieren, gehen Sie zurück zum Dashboard und klicken Sie auf **Einstellungen**.



The screenshot shows the DISH RESERVATION dashboard. The left sidebar contains a menu with the following items: Reservations, Menu, Guests, Feedback, Reports, **Settings** (highlighted with an orange border), and Help. The main content area features a teal banner at the top with the text "Have a walk-in customer? Received a reservation request over phone / email? Don't forget to add it to your reservation book!" and two orange buttons: "WALK-IN" and "ADD RESERVATION". Below the banner is a date range selector showing "Wed, 07/04/2021 - Wed, 07/04/2021". Underneath are filter buttons: "All" (selected), "Completed", and "Upcoming". To the right of these buttons are icons for a calendar and a group of people, both with a "0" next to them. The main content area is mostly empty, with a large circular icon of a person looking through binoculars and the text "No reservations available" below it. At the bottom left of the main area is a "Print" button. The footer contains a "Too many guests in house? Pause online reservations" message with a pause icon, a "Designed by Hospitality Digital GmbH. All rights reserved." notice, a "Start Co-Browsing" button, and a help icon (a yellow circle with a question mark). On the far right of the footer are links for "FAQ", "Terms of use", "Imprint", and "Data privacy".



Klicken Sie auf **Tische/Sitzplätze** , um fortzufahren.



DISH RESERVATION HD* MTO

Have a walk-in customer? Received a reservation request over phone / email? Don't forget to add it to your reservation book! **WALK-IN** **ADD RESERVATION**

Wed, 07/04/2021 - Wed, 07/04/2021

☒ All ☐ Completed ☐ Upcoming ☐ 0 ☐ 0

No reservations available

Print

Too many guests in house? Pause online reservations

Designed by Hospitality Digital GmbH. All rights reserved. **Start Co-Browsing**



FAQ | Terms of use | Imprint | Data privacy




Scrollen Sie nach unten und klicken Sie auf **Hinzufügen**, um Tabellengruppen zu erstellen.

DISH RESERVATION

HD* MTO



Reservations

Menu

Guests

Feedback

Reports

Settings

Hours

Reservations

Tables/Seats


Offers

Notifications

Account

Help

Too many guests in house? Pause online reservations



Area(s)

✎

If your establishment has multiple areas or rooms, you may want to define an area before you start assigning tables to it. e.g.: Indoor, Outdoor, Bar, Lounge, etc. Your active areas are listed below:

Indoor, Outdoor

Table(s)

✎

Tables are assigned to specific areas. When you pause a whole area, all tables assigned to that area will be paused. This may make some of your future reservations invalid. Don't worry, you can just move them to other available table(s). You can also assign tables a booking priority between 1 (high) and 3 (low). The tables with high priority will be preferred for incoming reservations.

Table name	Seats (22)	Area name	Priority	Status
1	4	Indoor	1	Active
2	8	Indoor	1	Active
3	2	Indoor	1	Active
4	4	Outdoor	2	Active
5	4	Outdoor	2	Active

Manage Tablegroup(s)

Would you like to add more table combinations?

Add

SAVE

?

Start Co-Browsing

FAQ

Terms of use

Imprint

Data privacy



Klicken Sie auf das erste Feld, um die Tabellennamen auszuwählen.

DISH RESERVATION

HD* MTO

Reservations

Menu

Guests

Feedback

Reports

Settings

Hours

Reservations

Tables/Seats

Offers

Notifications

Account

Help

Area(s)

If your establishment has multiple areas or rooms, you may want to define an area before you start assigning tables to it. e.g.: Indoor, Outdoor, Bar, Lounge, etc.
Your active areas are listed below:

Indoor, Outdoor

Table(s)

Tables are assigned to specific areas. When you pause a whole area, all tables assigned to that area will be paused. This may make some of your future reservations invalid. Don't worry, you can just move them to other available table(s). You can also assign tables a booking priority between 1 (high) and 3 (low). The tables with high priority will be preferred for incoming reservations.

Table name	Seats (22)	Area name	Priority	Status
1	4	Indoor	1	Active
2	8	Indoor	1	Active
3	2	Indoor	1	Active
4	4	Outdoor	2	Active
5	4	Outdoor	2	Active

Manage Tablegroup(s)

Don't forget to save your changes

(Please type name of tables)

Min.Guests

Max.Guests

Priority

Would you like to add more table combinations?

Add

Too many guests in house?
Pause online reservations

Start Co-Browsing



SAVE




Wählen Sie den **Tischnamen**/ die Tischnummer aus, die Sie mit anderen Tischen kombinieren möchten.

DISH RESERVATION

HD* MTO



Reservations

Menu

Guests

Feedback

Reports

Settings

Hours

Reservations

Tables/Seats

Offers


Notifications

Account

Help

Too many guests in house?

Pause online reservations



Area(s)

✎

If your establishment has multiple areas or rooms, you may want to define an area before you start assigning tables to it. e.g.: Indoor, Outdoor, Bar, Lounge, etc. Your active areas are listed below:

Indoor, Outdoor

Table(s)

✎

Tables are assigned to specific areas. When you pause a whole area, all tables assigned to that area will be paused. This may make some of your future reservations invalid. Don't worry, you can just move them to other available table(s). You can also assign tables a booking priority between 1 (high) and 3 (low). The tables with high priority will be preferred for incoming reservations.

Table name	Seats (22)	Area name	Priority	Status
1	4	Indoor	1	Active
2	8	Indoor	1	Active
3	2	Indoor	1	Active
4	4	Outdoor	2	Active
1			2	Active

1

2

3

4


5

(Please type name of tables)

Min.Guests

Max.Guests

Priority




Would you like to add more table combinations?

Add

Start Co-Browsing

SAVE








Klicken Sie auf dasselbe Kästchen, um eine weitere Tabelle hinzuzufügen.

DISH RESERVATION

HD* MTO



Reservations

Menu

Guests

Feedback

Reports

Settings

Hours

Reservations

Tables/Seats

Offers


Notifications

Account

Help

Too many guests in house?

Pause online reservations



Area(s)

✎

If your establishment has multiple areas or rooms, you may want to define an area before you start assigning tables to it. e.g.: Indoor, Outdoor, Bar, Lounge, etc. Your active areas are listed below:

Indoor, Outdoor

Table(s)

✎

Tables are assigned to specific areas. When you pause a whole area, all tables assigned to that area will be paused. This may make some of your future reservations invalid. Don't worry, you can just move them to other available table(s). You can also assign tables a booking priority between 1 (high) and 3 (low). The tables with high priority will be preferred for incoming reservations.

Table name	Seats (22)	Area name	Priority	Status
1	4	Indoor	1	Active
2	8	Indoor	1	Active
3	2	Indoor	1	Active
4	4	Outdoor	2	Active
5	4	Outdoor	2	Active

Manage Tablegroup(s)

Don't forget to save your changes

✖


2

Min.Guests

Max.Guests

Priority

▼




Would you like to add more table combinations?

Add

Start Co-Browsing



SAVE




Wählen Sie den **Tabellennamen** aus, um die Tabellen zu kombinieren.

DISH RESERVATION

HD* MTO



Reservations

Menu

Guests

Feedback

Reports

Settings

Hours

Reservations

Tables/Seats

Offers


Notifications

Account

Help

Too many guests in house?

Pause online reservations



Area(s)

✎

If your establishment has multiple areas or rooms, you may want to define an area before you start assigning tables to it. e.g.: Indoor, Outdoor, Bar, Lounge, etc. Your active areas are listed below:

Indoor, Outdoor

Table(s)

✎

Tables are assigned to specific areas. When you pause a whole area, all tables assigned to that area will be paused. This may make some of your future reservations invalid. Don't worry, you can just move them to other available table(s). You can also assign tables a booking priority between 1 (high) and 3 (low). The tables with high priority will be preferred for incoming reservations.

Table name	Seats (22)	Area name	Priority	Status
1	4	Indoor	1	Active
2	8	Indoor	1	Active
3	2	Indoor	1	Active
4	4	Outdoor	2	Active
5	4	Outdoor	2	Active

1

3

✕

2


✕

Min.Guests

Max.Guests

Priority

▼



Would you like to add more table combinations?

Add

Start Co-Browsing

SAVE



?




Geben Sie nun die Anzahl der **Mindestgäste** ein, die auf dieser Tischgruppe reserviert werden können.

DISH RESERVATION

HD* MTO



Reservations

Menu

Guests

Feedback

Reports

Settings

Hours

Reservations

Tables/Seats

Offers

Notifications

Account

Help

Area(s)

If your establishment has multiple areas or rooms, you may want to define an area before you start assigning tables to it. e.g.: Indoor, Outdoor, Bar, Lounge, etc. Your active areas are listed below:

Indoor, Outdoor

Table(s)

Tables are assigned to specific areas. When you pause a whole area, all tables assigned to that area will be paused. This may make some of your future reservations invalid. Don't worry, you can just move them to other available table(s). You can also assign tables a booking priority between 1 (high) and 3 (low). The tables with high priority will be preferred for incoming reservations.

Table name	Seats (22)	Area name	Priority	Status
1	4	Indoor	1	Active
2	8	Indoor	1	Active
3	2	Indoor	1	Active
4	4	Outdoor	2	Active
5	4	Outdoor	2	Active

Manage Tablegroup(s)

Don't forget to save your changes

* 2

* 3


×

9

Max.Guests

Priority


▼



Would you like to add more table combinations?


Add

Too many guests in house? Pause online reservations



Start Co-Browsing

SAVE



© 2021 - 2022 Hospitality Digital GmbH

16 of 20

T Geben Sie dann die Anzahl der **maximalen Gäste** ein, um fortzufahren.

DISH RESERVATION

HD* MTO

Reservations

Menu

Guests

Feedback

Reports

Settings

Hours

Reservations

Tables/Seats

Offers

Notifications

Account

Help

Too many guests in house?

Pause online reservations

Area(s)

✎

If your establishment has multiple areas or rooms, you may want to define an area before you start assigning tables to it. e.g.: Indoor, Outdoor, Bar, Lounge, etc. Your active areas are listed below:

Indoor, Outdoor

Table(s)

✎

Tables are assigned to specific areas. When you pause a whole area, all tables assigned to that area will be paused. This may make some of your future reservations invalid. Don't worry, you can just move them to other available table(s). You can also assign tables a booking priority between 1 (high) and 3 (low). The tables with high priority will be preferred for incoming reservations.

Table name	Seats (22)	Area name	Priority	Status
1	4	Indoor	1	Active
2	8	Indoor	1	Active
3	2	Indoor	1	Active
4	4	Outdoor	2	Active
5	4	Outdoor	2	Active

Manage Tablegroup(s)

Don't forget to save your changes

* 2

* 3

✕

9

1

Priority

Would you like to add more table combinations?

Add



Start Co-Browsing

SAVE

Wählen Sie nun die **Priorität** für diese Tabellengruppe aus.

DISH RESERVATION

HD* MTO

Reservations

Menu

Guests

Feedback

Reports

Settings

Hours

Reservations

Tables/Seats

Offers


Notifications

Account

Help

Too many guests in house?

Pause online reservations



Area(s)

✎

If your establishment has multiple areas or rooms, you may want to define an area before you start assigning tables to it. e.g.: Indoor, Outdoor, Bar, Lounge, etc. Your active areas are listed below:

Indoor, Outdoor

Table(s)

✎

Tables are assigned to specific areas. When you pause a whole area, all tables assigned to that area will be paused. This may make some of your future reservations invalid. Don't worry, you can just move them to other available table(s). You can also assign tables a booking priority between 1 (high) and 3 (low). The tables with high priority will be preferred for incoming reservations.

Table name	Seats (22)	Area name	Priority	Status
1	4	Indoor	1	Active
2	8	Indoor	1	Active
3	2	Indoor	1	Active
4	4	Outdoor	2	Active
5	4	Outdoor	2	Active

Manage Tablegroup(s)

Don't forget to save your changes

* 2

* 3

✕

9

10

Priority

Prio 1

Prio 2

Prio 3


✕

Would you like to add more table combinations?

Add

Start Co-Browsing

SAVE





Schließen Sie den Vorgang ab, indem Sie auf die Schaltfläche **Speichern** klicken .

DISH RESERVATION

Reservations

Menu

Guests

Feedback

Reports

Settings

Hours

Reservations

Tables/Seats

Offers

Notifications

Account

Help

Too many guests in house?
Pause online reservations

HD* MTO

If your establishment has multiple areas or rooms, you may want to define an area before you start assigning tables to it. e.g.: Indoor, Outdoor, Bar, Lounge, etc.
Your active areas are listed below:

Indoor, Outdoor

Table(s)

Tables are assigned to specific areas. When you pause a whole area, all tables assigned to that area will be paused. This may make some of your future reservations invalid. Don't worry, you can just move them to other available table(s). You can also assign tables a booking priority between 1 (high) and 3 (low). The tables with high priority will be preferred for incoming reservations.

Table name	Seats (22)	Area name	Priority	Status
1	4	Indoor	1	Active
2	8	Indoor	1	Active
3	2	Indoor	1	Active
4	4	Outdoor	2	Active
5	4	Outdoor	2	Active

Manage Tablegroup(s)

Don't forget to save your changes

*2

*3

9

10

Prio 2

Would you like to add more table combinations?

Add

SAVE

© 2021 - 2022 Hospitality Digital GmbH

19 of 20



Das ist es. Sie können jetzt Tabellengruppen konfigurieren

Reservations

Menu

Guests

Feedback

Reports

Settings

Hours

Reservations

Tables/Seats

Offers

Notifications

Account

Help

HD* MTO

UK

Areas, Tables and TableGroups successfully saved.

Indoor, Outdoor

Table(s)

Tables are assigned to specific areas. When you pause a whole area, all tables assigned to that area will be paused. This may make some of your future reservations invalid. Don't worry, you can just move them to other available table(s). You can also assign tables a booking priority between 1 (high) and 3 (low). The tables with high priority will be preferred for incoming reservations.

Table name	Seats (22)	Area name	Priority	Status
1	4	Indoor	1	Active
2	8	Indoor	1	Active
3	2	Indoor	1	Active
4	4	Outdoor	2	Active
5	4	Outdoor	2	Active

Tablegroups

You can configure table combinations here. If reservations don't fit any of the tables, we will try to configure one of the configured table combinations for this reservation. Please configure a line for each possible combination, a specific table can be used in multiple combinations, You can configure minimum and maximum number of guests, which fit on

Tables	Min.Guests	Max.Guests	Priority	Status
2, 3	9	10	2	Active

Too many guests in house? Pause online reservations

Start Co-Browsing

FAQ | Terms of use | Imprint | Data privacy