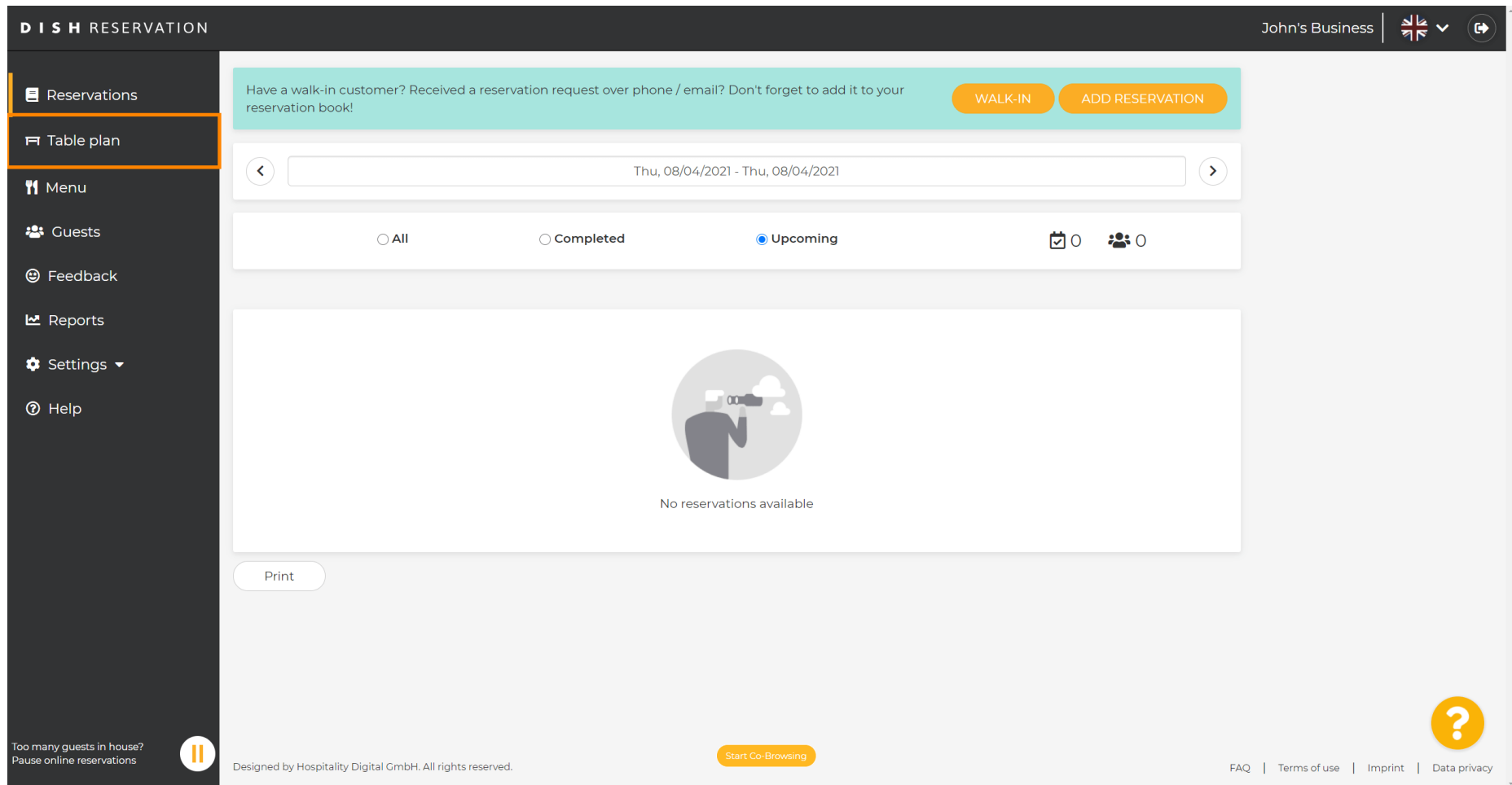


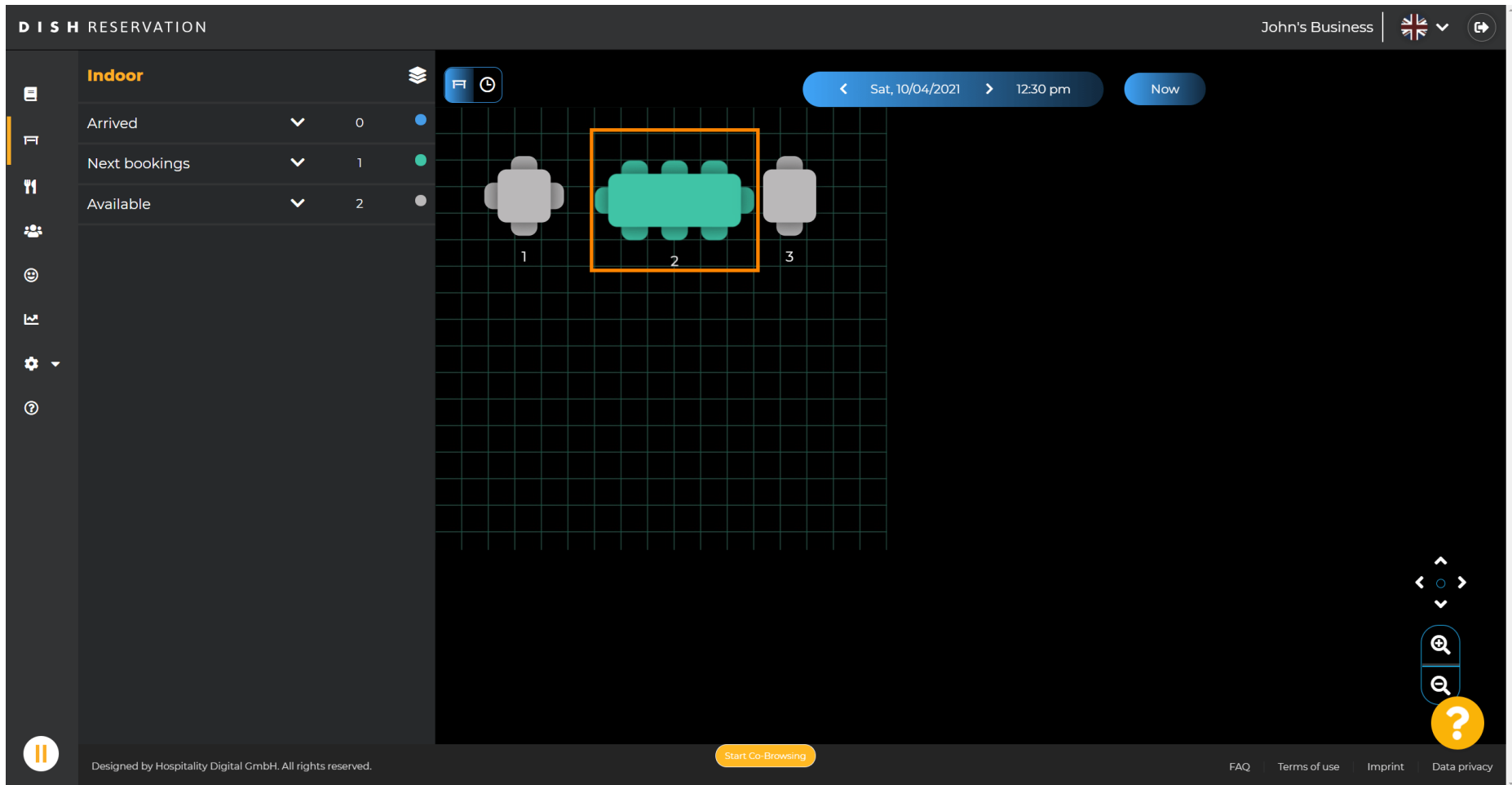


Sada ste na nadzornoj ploči rezervacije DISH. Kliknite na **plan tablice** za početak upravljanja grupama tablica.



The screenshot shows the DISH Reservation dashboard. The top navigation bar includes the DISH RESERVATION logo, the user name "John's Business", and a flag icon. The left sidebar contains a menu with items: Reservations, Table plan (highlighted with an orange border), Menu, Guests, Feedback, Reports, Settings, and Help. The main content area features a teal banner with the text "Have a walk-in customer? Received a reservation request over phone / email? Don't forget to add it to your reservation book!" and two buttons: "WALK-IN" and "ADD RESERVATION". Below the banner is a date range selector showing "Thu, 08/04/2021 - Thu, 08/04/2021". A filter bar shows "All", "Completed", and "Upcoming" (selected) with corresponding icons. The main content area displays a large circular icon of a person with a magnifying glass and the text "No reservations available". A "Print" button is located at the bottom left of the main content area. The footer contains a "Start Co-Browsing" button, a "Designed by Hospitality Digital GmbH. All rights reserved." notice, and a "Help" icon. The bottom right corner includes links for "FAQ", "Terms of use", "Imprint", and "Data privacy".

Sada kliknite na **tablicu** koja odgovara rezervaciji vašeg kupca.

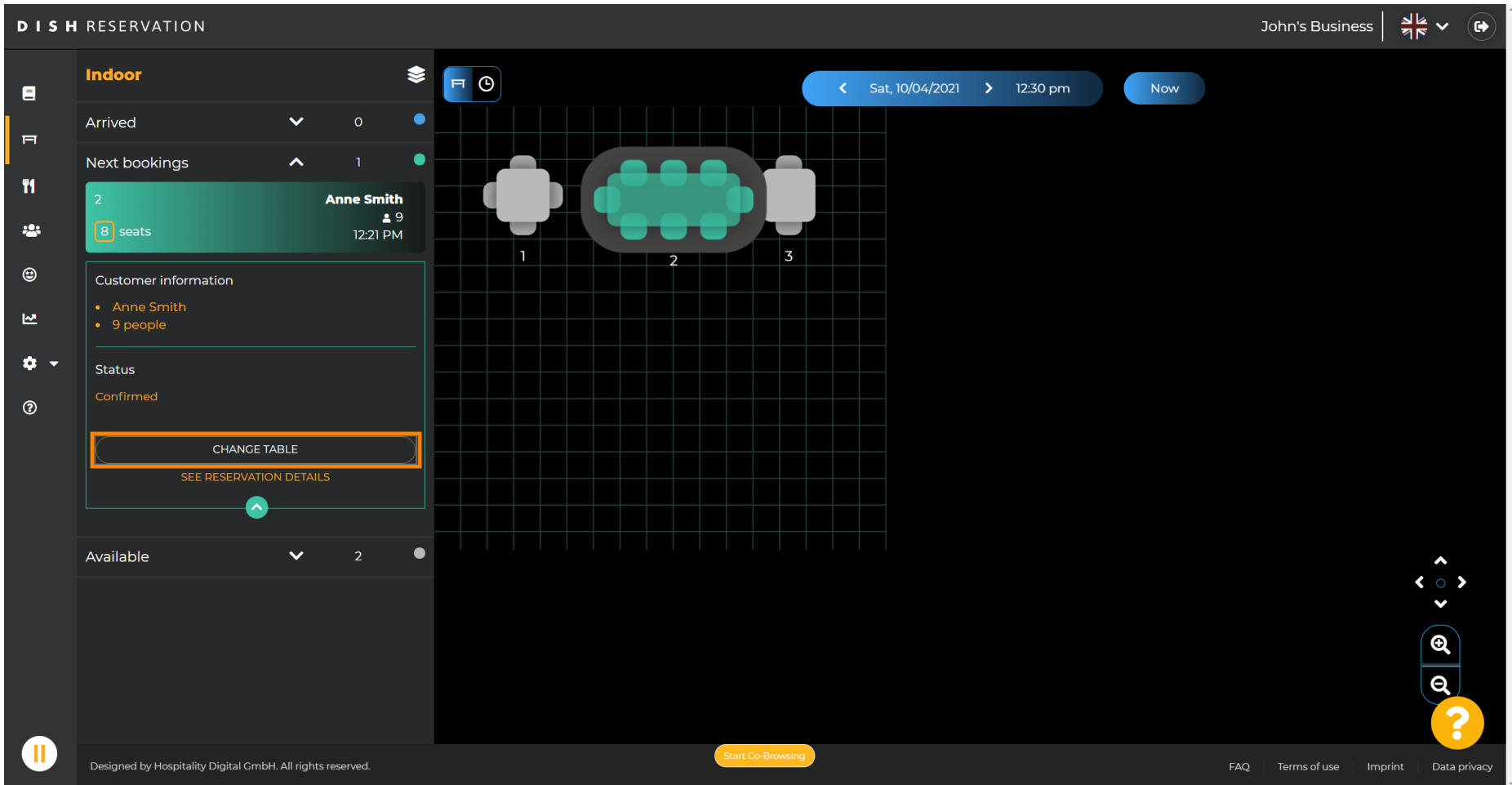


The screenshot displays the DISH Reservation interface. On the left, there is a sidebar with a menu and a table status summary:

Indoor			
Arrived	▼	0	●
Next bookings	▼	1	●
Available	▼	2	●

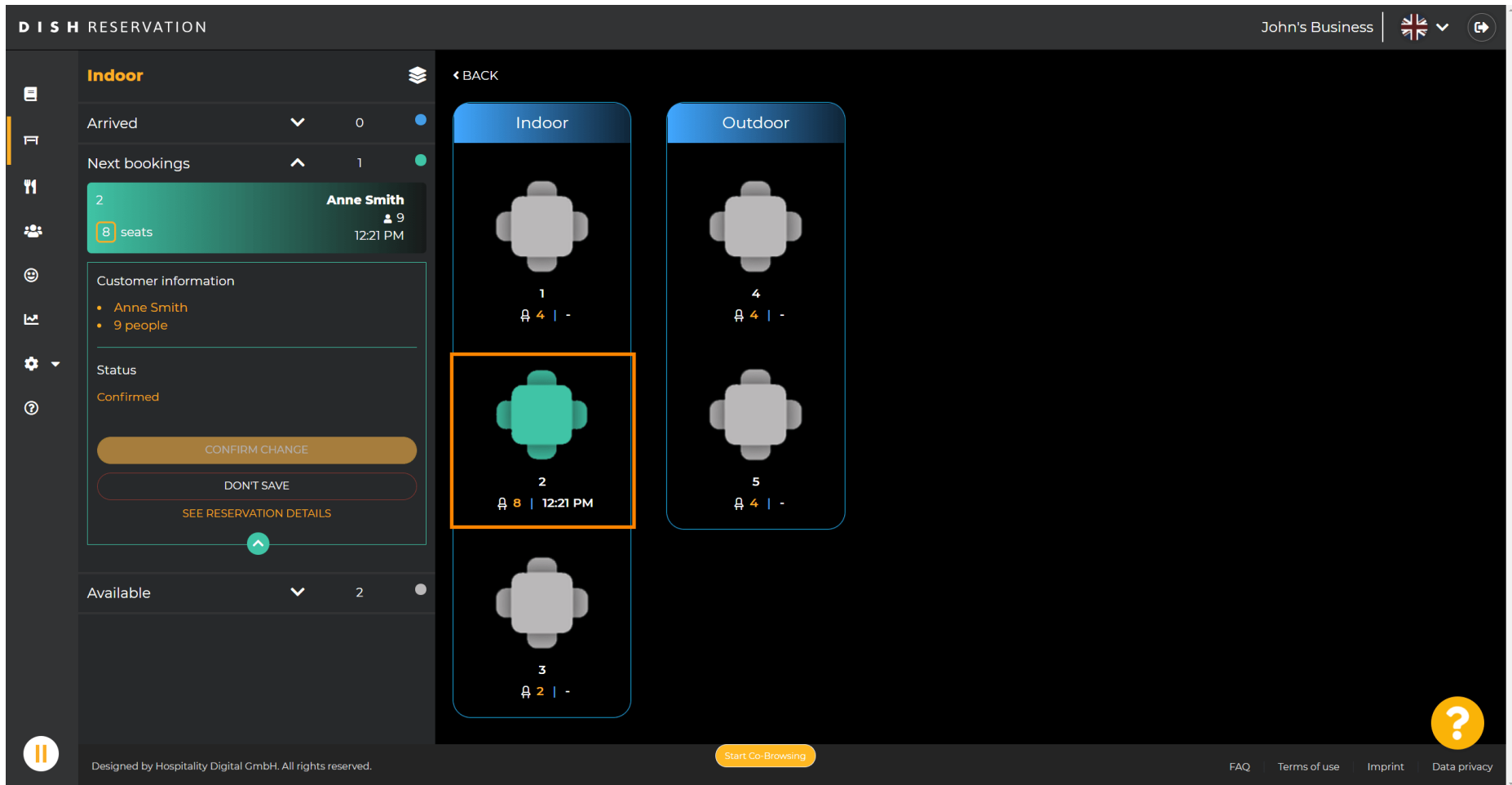
The main area shows a grid of tables. Three tables are visible, labeled 1, 2, and 3. Table 2 is highlighted with an orange border. The interface also includes a top navigation bar with the date and time: Sat, 10/04/2021, 12:30 pm, and a 'Now' button. At the bottom, there is a 'Start Co-Browsing' button and a help icon.

 Kliknite **promijeni tablicu** da biste konfigurirali grupu tablica.



The screenshot displays the DISH Reservation interface. On the left, a sidebar contains navigation icons. The main content area shows reservation details for 'Anne Smith' with 9 people, confirmed at 12:21 PM. A 'CHANGE TABLE' button is highlighted with an orange border. The right side of the interface features a grid-based table layout with three tables labeled 1, 2, and 3. Table 2 is highlighted in green. The top right corner shows the user 'John's Business' and the date/time 'Sat, 10/04/2021 12:30 pm'. The bottom of the interface includes a 'Start Co-Browsing' button and footer links for 'FAQ', 'Terms of use', 'Imprint', and 'Data privacy'.

 Odaberite **tablicu** za nastavak.



The screenshot displays the DISH Reservation interface for 'John's Business'. The main area is titled 'Indoor' and shows a grid of table options. The selected table, labeled '2', is highlighted with an orange border and shows '8 seats' and '12:21 PM'. Other tables are labeled 1, 3, 4, and 5, with their respective seat counts and times. The interface includes a sidebar with navigation icons, a top navigation bar with a 'BACK' button, and a bottom bar with a 'Start Co-Browsing' button and a help icon.

DISH RESERVATION John's Business

Indoor

Arrived 0
Next bookings 1

2 **Anne Smith**
8 seats 9 people 12:21 PM

Customer information
• Anne Smith
• 9 people

Status
Confirmed

CONFIRM CHANGE
DONT SAVE
SEE RESERVATION DETAILS

Available 2

Indoor Outdoor

1 4
4 | - 4 | -

2 5
8 | 12:21 PM 4 | -

3
2 | -

Start Co-Browsing

FAQ Terms of use Imprint Data privacy



Sada kliknite na **spojite tablice** kako biste ga kombinirali s drugim tablicama.

The screenshot displays the DISH Reservation app interface. On the left, a sidebar menu includes icons for home, filter, list, people, status, settings, and help. The main content area is titled "Indoor" and shows reservation details for "Anne Smith" (9 people, 12:21 PM) with 8 seats. Below this, there are buttons for "CONFIRM CHANGE", "DONT SAVE", and "SEE RESERVATION DETAILS". The right side of the screen shows a grid of tables: "Indoor" (tables 1, 2, 3) and "Outdoor" (tables 4, 5). Table 2 is highlighted in green and has a "CONNECT TABLES" button below it. The bottom of the screen features a "Start Co-Browsing" button and a help icon.

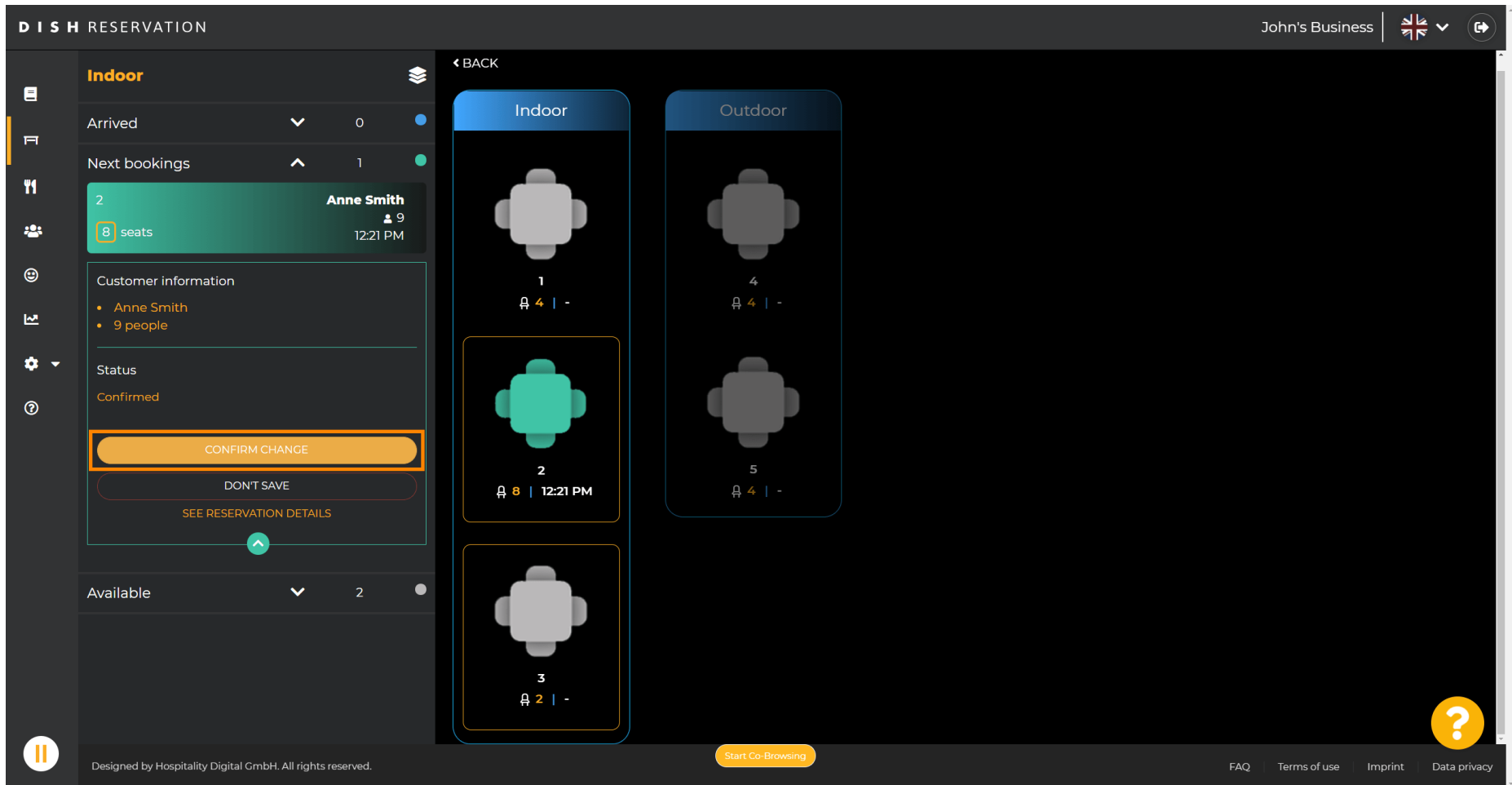
Nastavite s odabirom druge **tablice**.

The screenshot displays the DISH Reservation app interface. On the left, a sidebar menu includes icons for home, filter, list, people, status, settings, and help. The main content area is titled "Indoor" and shows reservation details for "Anne Smith" (9 people, 12:21 PM) with 8 seats. Below this, the status is "Confirmed" with buttons for "CONFIRM CHANGE", "DONT SAVE", and "SEE RESERVATION DETAILS". At the bottom of the sidebar, it shows "Available" tables: 2.

The main area is divided into two columns: "Indoor" and "Outdoor". Each column contains a grid of table icons. In the "Indoor" column, table 2 (8 seats, 12:21 PM) is highlighted with a green border, and table 3 (2 seats) is highlighted with an orange border. In the "Outdoor" column, table 4 (4 seats) and table 5 (4 seats) are visible. A "Start Co-Browsing" button is located at the bottom center, and a help icon is at the bottom right.



Kliknite na **Potvrdi promjenu** kako biste spremili grupu stolova za ovu rezervaciju.



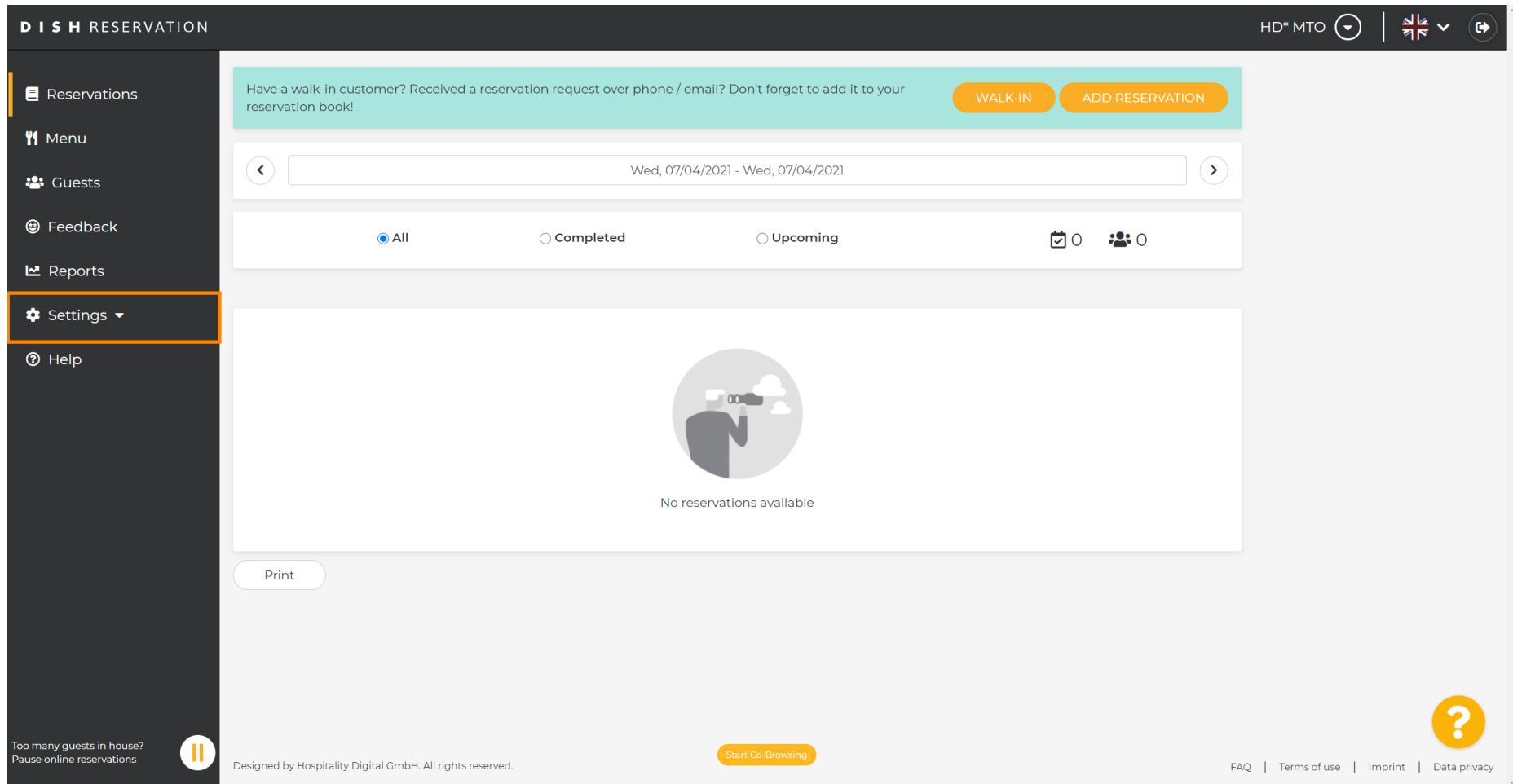
The screenshot displays the DISH Reservation app interface. On the left, a sidebar menu includes icons for home, filter, table, people, status, settings, and help. The main content area is titled "Indoor" and shows reservation details for "Anne Smith" (9 people, 12:21 PM) with 8 seats. A "CONFIRM CHANGE" button is highlighted in orange. Below the reservation details, there are sections for "Arrived" (0), "Next bookings" (1), and "Available" (2). The right side of the screen shows a table configuration grid with "Indoor" and "Outdoor" sections. The "Indoor" section has three tables: Table 1 (4 seats), Table 2 (8 seats, 12:21 PM, highlighted in green), and Table 3 (2 seats). The "Outdoor" section has two tables: Table 4 (4 seats) and Table 5 (4 seats). At the bottom, there is a "Start Co-Browsing" button and a help icon. The footer contains the text "Designed by Hospitality Digital GmbH. All rights reserved." and links for "FAQ", "Terms of use", "Imprint", and "Data privacy".

Grupa stolova za rezervaciju vašeg korisnika uspješno je dodana.

The screenshot displays the DISH Reservation interface. On the left, a sidebar lists reservation details: 'Indoor' (0 arrived, 1 next booking), 'Next bookings' (2 bookings for Anne Smith, 8 and 2 seats), and 'Available' (1). The main area shows a grid with three tables (1, 2, 3) and a success message: 'Success: Reservation table switched successfully.' The interface includes navigation for date (Sat, 10/04/2021) and time (12:30 pm), a 'Now' button, and a 'Start Co-Browsing' button at the bottom.



Da biste drugačije konfigurirali grupe tablica, vratite se na nadzornu ploču i kliknite **postavke**.



The screenshot shows the DISH RESERVATION dashboard. The top navigation bar includes the logo, user information (HD* MTO), and a language selector (UK flag). The left sidebar contains menu items: Reservations, Menu, Guests, Feedback, Reports, Settings (highlighted with an orange border), and Help. The main content area features a teal notification banner with 'WALK-IN' and 'ADD RESERVATION' buttons. Below is a date range selector for 'Wed, 07/04/2021 - Wed, 07/04/2021' and filter tabs for 'All', 'Completed', and 'Upcoming'. The central area displays 'No reservations available' with a magnifying glass icon. A 'Print' button is located at the bottom left of the main content. The footer contains a 'Start Co-Browsing' button, a help icon, and links for 'FAQ', 'Terms of use', 'Imprint', and 'Data privacy'. A status message at the bottom left reads 'Too many guests in house? Pause online reservations'.



Kliknite na **stolove/sjedala** za nastavak.

DISH RESERVATION HD* MTO

Have a walk-in customer? Received a reservation request over phone / email? Don't forget to add it to your reservation book! [WALK-IN](#) [ADD RESERVATION](#)

Wed, 07/04/2021 - Wed, 07/04/2021

All Completed Upcoming 📅 0 👤 0

No reservations available

[Print](#)

Too many guests in house? Pause online reservations

Designed by Hospitality Digital GmbH. All rights reserved. [Start Co-Browsing](#)

[FAQ](#) | [Terms of use](#) | [Imprint](#) | [Data privacy](#)

Pomaknite se prema dolje i kliknite **dodaj** za stvaranje grupa tablica.

DISH RESERVATION
HD* MTO ▼ | ▼ |

- Reservations
- Menu
- Guests
- Feedback
- Reports
- Settings ▼
 - Hours
 - Reservations
 - Tables/Seats
 - Offers
 - Notifications
 - Account
- Help

Area(s)

If your establishment has multiple areas or rooms, you may want to define an area before you start assigning tables to it. e.g.: Indoor, Outdoor, Bar, Lounge, etc. Your active areas are listed below:

Indoor, Outdoor

Table(s)

Tables are assigned to specific areas. When you pause a whole area, all tables assigned to that area will be paused. This may make some of your future reservations invalid. Don't worry, you can just move them to other available table(s). You can also assign tables a booking priority between 1 (high) and 3 (low). The tables with high priority will be preferred for incoming reservations.

Table name	Seats (22)	Area name	Priority	Status
1	4	Indoor	1	Active
2	8	Indoor	1	Active
3	2	Indoor	1	Active
4	4	Outdoor	2	Active
5	4	Outdoor	2	Active

Manage Tablegroup(s)

Would you like to add more table combinations? Add

SAVE

Too many guests in house?
Pause online reservations

Designed by Hospitality Digital GmbH. All rights reserved.

Start Co-Browsing

FAQ | Terms of use | Imprint | Data privacy



Kliknite prvi okvir za odabir imena tablica.

DISH RESERVATION
HD* MTO ▼ ▼

- Reservations
- Menu
- Guests
- Feedback
- Reports
- Settings ▼
 - Hours
 - Reservations
 - Tables/Seats
 - Offers
 - Notifications
 - Account
- Help

Area(s)

If your establishment has multiple areas or rooms, you may want to define an area before you start assigning tables to it. e.g.: Indoor, Outdoor, Bar, Lounge, etc. Your active areas are listed below:

Indoor, Outdoor

Table(s)

Tables are assigned to specific areas. When you pause a whole area, all tables assigned to that area will be paused. This may make some of your future reservations invalid. Don't worry, you can just move them to other available table(s). You can also assign tables a booking priority between 1 (high) and 3 (low). The tables with high priority will be preferred for incoming reservations.

Table name	Seats (22)	Area name	Priority	Status
1	4	Indoor	1	Active
2	8	Indoor	1	Active
3	2	Indoor	1	Active
4	4	Outdoor	2	Active
5	4	Outdoor	2	Active

Manage Tablegroup(s)

Don't forget to save your changes

(Please type name of tables)

Min.Guests

Max.Guests

Priority ▼

Would you like to add more table combinations? Add

Too many guests in house?
Pause online reservations

Start Co-Browsing

SAVE

?

Odaberite naziv/broj tablice koji želite kombinirati s drugim tablicama.

DISH RESERVATION
HD* MTO ▼ | ▼ |

- Reservations
- Menu
- Guests
- Feedback
- Reports
- Settings ▼
 - Hours
 - Reservations
 - Tables/Seats
 - Offers
 - Notifications
 - Account
- Help

Area(s)

If your establishment has multiple areas or rooms, you may want to define an area before you start assigning tables to it. e.g.: Indoor, Outdoor, Bar, Lounge, etc. Your active areas are listed below:

Indoor, Outdoor

Table(s)

Tables are assigned to specific areas. When you pause a whole area, all tables assigned to that area will be paused. This may make some of your future reservations invalid. Don't worry, you can just move them to other available table(s). You can also assign tables a booking priority between 1 (high) and 3 (low). The tables with high priority will be preferred for incoming reservations.

Table name	Seats (22)	Area name	Priority	Status
1	4	Indoor	1	Active
2	8	Indoor	1	Active
3	2	Indoor	1	Active
4	4	Outdoor	2	Active
1			2	Active

▼

Would you like to add more table combinations? Add

Too many guests in house?
 Pause online reservations

Start Co-Browsing

SAVE

?



Kliknite na isti okvir da dodate još jednu tablicu.

DISH RESERVATION
HD* MTO ▼ ▼

- Reservations
- Menu
- Guests
- Feedback
- Reports
- Settings ▼
 - Hours
 - Reservations
 - Tables/Seats
 - Offers
 - Notifications
 - Account
- Help

Area(s)

If your establishment has multiple areas or rooms, you may want to define an area before you start assigning tables to it. e.g.: Indoor, Outdoor, Bar, Lounge, etc. Your active areas are listed below:

Indoor, Outdoor

Table(s)

Tables are assigned to specific areas. When you pause a whole area, all tables assigned to that area will be paused. This may make some of your future reservations invalid. Don't worry, you can just move them to other available table(s). You can also assign tables a booking priority between 1 (high) and 3 (low). The tables with high priority will be preferred for incoming reservations.

Table name	Seats (22)	Area name	Priority	Status
1	4	Indoor	1	Active
2	8	Indoor	1	Active
3	2	Indoor	1	Active
4	4	Outdoor	2	Active
5	4	Outdoor	2	Active

Manage Tablegroup(s)

Don't forget to save your changes

*2 ✕

Min.Guests

Max.Guests

Priority ▼

Would you like to add more table combinations? Add

Too many guests in house?
Pause online reservations

Start Co-Browsing

SAVE

?



Odaberite **naziv tablice** za kombiniranje tablica.

DISH RESERVATION
HD* MTO

- Reservations
- Menu
- Guests
- Feedback
- Reports
- Settings
- Hours
- Reservations
- Tables/Seats
- Offers
- Notifications
- Account
- Help

Too many guests in house?
 Pause online reservations

Area(s)

If your establishment has multiple areas or rooms, you may want to define an area before you start assigning tables to it. e.g.: Indoor, Outdoor, Bar, Lounge, etc. Your active areas are listed below:

Indoor, Outdoor

Table(s)

Tables are assigned to specific areas. When you pause a whole area, all tables assigned to that area will be paused. This may make some of your future reservations invalid. Don't worry, you can just move them to other available table(s). You can also assign tables a booking priority between 1 (high) and 3 (low). The tables with high priority will be preferred for incoming reservations.

Table name	Seats (22)	Area name	Priority	Status
1	4	Indoor	1	Active
2	8	Indoor	1	Active
3	2	Indoor	1	Active
4	4	Outdoor	2	Active
5	4	Outdoor	2	Active

1

3

*2

Would you like to add more table combinations? Add

Start Co-Browsing

SAVE



Sada upišite **minimalni broj gostiju** koji se može rezervirati za ovu grupu stolova.

HD* MTO ▼ | ▼ |

DISH RESERVATION

- Reservations
- Menu
- Guests
- Feedback
- Reports
- Settings ▼
- Hours
- Reservations
- Tables/Seats
- Offers
- Notifications
- Account
- Help

Area(s)

If your establishment has multiple areas or rooms, you may want to define an area before you start assigning tables to it. e.g.: Indoor, Outdoor, Bar, Lounge, etc. Your active areas are listed below:

Indoor, Outdoor

Table(s)

Tables are assigned to specific areas. When you pause a whole area, all tables assigned to that area will be paused. This may make some of your future reservations invalid. Don't worry, you can just move them to other available table(s). You can also assign tables a booking priority between 1 (high) and 3 (low). The tables with high priority will be preferred for incoming reservations.

Table name	Seats (22)	Area name	Priority	Status
1	4	Indoor	1	Active
2	8	Indoor	1	Active
3	2	Indoor	1	Active
4	4	Outdoor	2	Active
5	4	Outdoor	2	Active

Manage Tablegroup(s)

Don't forget to save your changes

*2 *3

9

Max.Guests

Priority ▼

Would you like to add more table combinations? Add

Too many guests in house?
Pause online reservations

Start Co-Browsing

SAVE

?



Zatim upišite **maksimalan broj gostiju** za nastavak.

DISH RESERVATION
HD* MTO ▼ | ▼ |

- Reservations
- Menu
- Guests
- Feedback
- Reports
- Settings ▼
- Hours
- Reservations
- Tables/Seats
- Offers
- Notifications
- Account
- Help

Area(s)

If your establishment has multiple areas or rooms, you may want to define an area before you start assigning tables to it. e.g.: Indoor, Outdoor, Bar, Lounge, etc. Your active areas are listed below:

Indoor, Outdoor

Table(s)

Tables are assigned to specific areas. When you pause a whole area, all tables assigned to that area will be paused. This may make some of your future reservations invalid. Don't worry, you can just move them to other available table(s). You can also assign tables a booking priority between 1 (high) and 3 (low). The tables with high priority will be preferred for incoming reservations.

Table name	Seats (22)	Area name	Priority	Status
1	4	Indoor	1	Active
2	8	Indoor	1	Active
3	2	Indoor	1	Active
4	4	Outdoor	2	Active
5	4	Outdoor	2	Active

Manage Tablegroup(s)

Don't forget to save your changes

*2
*3
✕

9

1

Priority ▼

🗑️

Would you like to add more table combinations? Add

Too many guests in house?
Pause online reservations

||

Start Co-Browsing

SAVE

?

Sada odaberite **prioritet** za ovu grupu tablica.

DISH RESERVATION
HD* MTO

- Reservations
- Menu
- Guests
- Feedback
- Reports
- Settings ▼
 - Hours
 - Reservations
 - Tables/Seats
 - Offers
 - Notifications
 - Account
- Help

Area(s)

If your establishment has multiple areas or rooms, you may want to define an area before you start assigning tables to it. e.g.: Indoor, Outdoor, Bar, Lounge, etc. Your active areas are listed below:

Indoor, Outdoor

Table(s)

Tables are assigned to specific areas. When you pause a whole area, all tables assigned to that area will be paused. This may make some of your future reservations invalid. Don't worry, you can just move them to other available table(s). You can also assign tables a booking priority between 1 (high) and 3 (low). The tables with high priority will be preferred for incoming reservations.

Table name	Seats (22)	Area name	Priority	Status
1	4	Indoor	1	Active
2	8	Indoor	1	Active
3	2	Indoor	1	Active
4	4	Outdoor	2	Active
5	4	Outdoor	2	Active

Manage Tablegroup(s)

Don't forget to save your changes

*2 *3 ✕

9

10

Priority ▼

✕

Would you like to add more table combinations? Add

Start Co-Browsing
SAVE

?

Too many guests in house? Pause online reservations

Završite postupak klikom na gumb za **spremanje**.

DISH RESERVATION
HD* MTO ▼ ▼

- Reservations
- Menu
- Guests
- Feedback
- Reports
- Settings ▼
 - Hours
 - Reservations
 - Tables/Seats
 - Offers
 - Notifications
 - Account
- Help

If your establishment has multiple areas or rooms, you may want to define an area before you start assigning tables to it. e.g.: Indoor, Outdoor, Bar, Lounge, etc. Your active areas are listed below:

Indoor, Outdoor

Table(s)

Tables are assigned to specific areas. When you pause a whole area, all tables assigned to that area will be paused. This may make some of your future reservations invalid. Don't worry, you can just move them to other available table(s). You can also assign tables a booking priority between 1 (high) and 3 (low). The tables with high priority will be preferred for incoming reservations.

Table name	Seats (22)	Area name	Priority	Status
1	4	Indoor	1	Active
2	8	Indoor	1	Active
3	2	Indoor	1	Active
4	4	Outdoor	2	Active
5	4	Outdoor	2	Active

Manage Tablegroup(s)

Don't forget to save your changes

*2 *3 ✕

9

10

Prio 2 ▼

✕

Would you like to add more table combinations? Add

Too many guests in house?
Pause online reservations

Start Co-Browsing

SAVE

?

To je to. Sada možete konfigurirati grupe tablica

The screenshot shows the DISH Reservation management interface. On the left is a dark sidebar with navigation options: Reservations, Menu, Guests, Feedback, Reports, Settings (expanded), Hours, Reservations, Tables/Seats, Offers, Notifications, Account, and Help. The main content area is titled 'DISH RESERVATION' and includes a top right corner with 'HD* MTO', a flag icon, and a refresh icon. A green notification banner at the top right states 'Areas, Tables and TableGroups successfully saved.' Below this, there is a section for 'Table(s)' with a table listing 5 tables with columns for Table name, Seats (22), Area name, Priority, and Status. A second section, 'Tablegroups', is highlighted with an orange border and contains a table with columns for Tables, Min.Guests, Max.Guests, Priority, and Status. At the bottom, there is a footer with a 'Start Co-Browsing' button, a help icon, and a copyright notice.

If your establishment has multiple areas or rooms, you may want to define an area before you start assigning tables to it. e.g.: Indoor, Outdoor, Bar, Lounge, etc.
Your active areas are listed below:

Indoor, Outdoor

Table(s)

Tables are assigned to specific areas. When you pause a whole area, all tables assigned to that area will be paused. This may make some of your future reservations invalid. Don't worry, you can just move them to other available table(s). You can also assign tables a booking priority between 1 (high) and 3 (low). The tables with high priority will be preferred for incoming reservations.

Table name	Seats (22)	Area name	Priority	Status
1	4	Indoor	1	Active
2	8	Indoor	1	Active
3	2	Indoor	1	Active
4	4	Outdoor	2	Active
5	4	Outdoor	2	Active

Tablegroups

You can configure table combinations here. If reservations don't fit any of the tables, we will try to configure one of the configured table combinations for this reservation. Please configure a line for each possible combination, a specific table can be used in multiple combinations. You can configure minimum and maximum number of guests, which fit on

Tables	Min.Guests	Max.Guests	Priority	Status
2, 3	9	10	2	Active

Too many guests in house?
Pause online reservations

Designed by Hospitality Digital GmbH. All rights reserved.

Start Co-Browsing

FAQ | Terms of use | Imprint | Data privacy