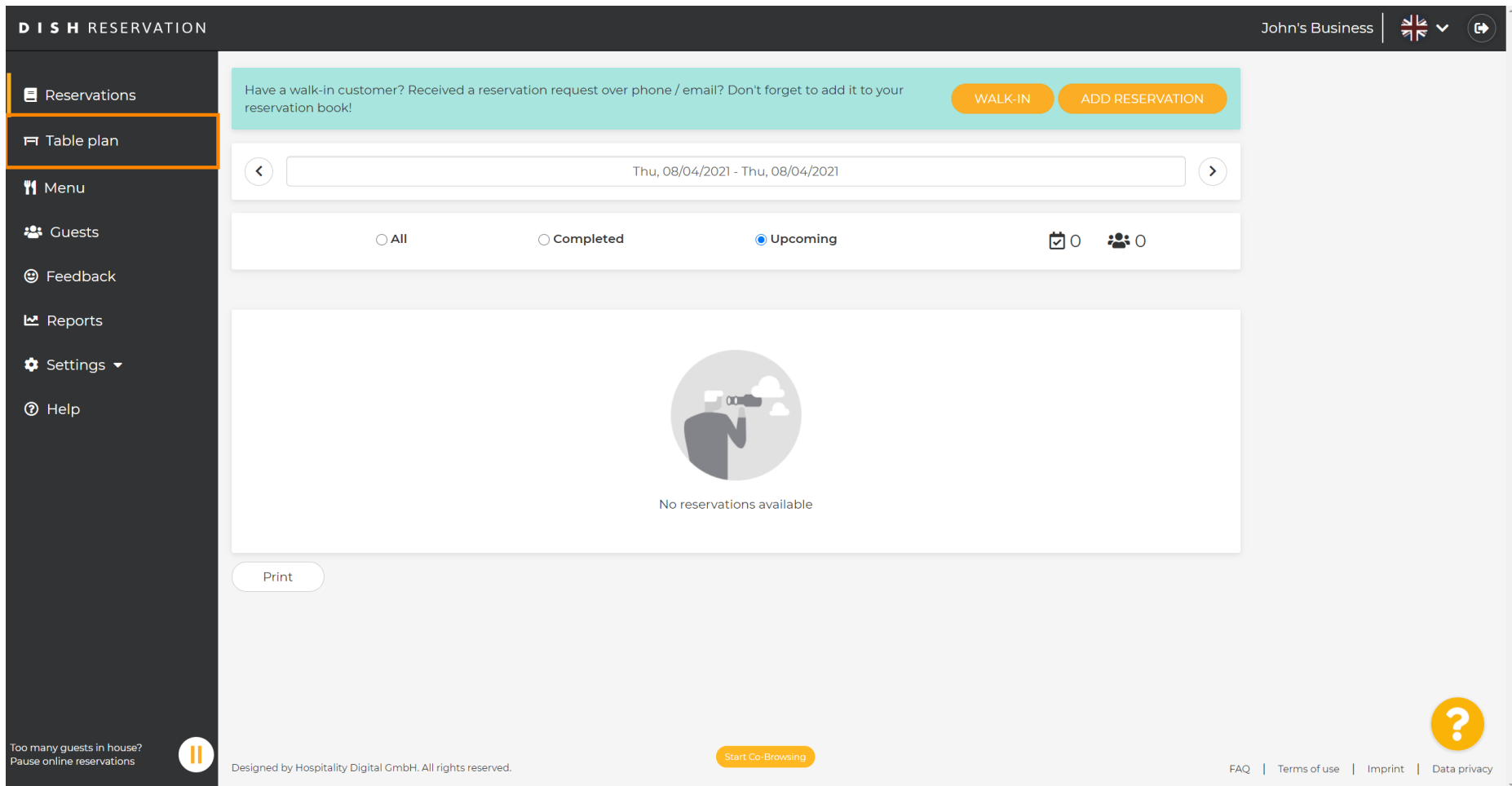


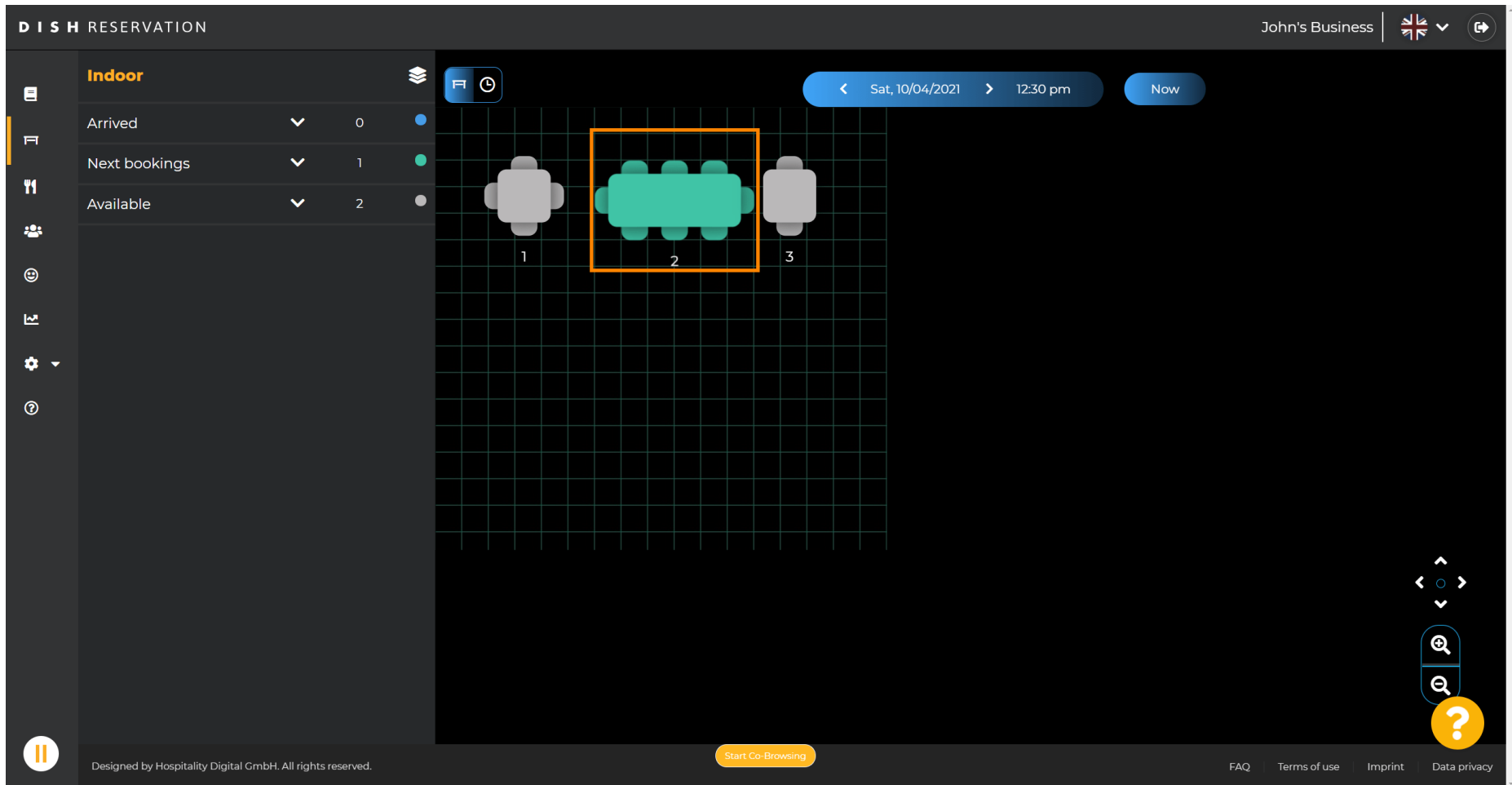


Теперь вы находитесь на панели управления DISH Reservation. Нажмите на **план таблицы**, чтобы начать управление группами таблиц.



The screenshot shows the DISH Reservation management interface. The top navigation bar includes the DISH RESERVATION logo, the user name "John's Business", and a flag icon. The left sidebar contains a menu with the following items: Reservations, Table plan (highlighted with an orange border), Menu, Guests, Feedback, Reports, Settings, and Help. The main content area features a teal banner with the text "Have a walk-in customer? Received a reservation request over phone / email? Don't forget to add it to your reservation book!" and two buttons: "WALK-IN" and "ADD RESERVATION". Below the banner is a date range selector showing "Thu, 08/04/2021 - Thu, 08/04/2021". A filter bar below the date range shows three options: "All", "Completed", and "Upcoming" (selected). To the right of the filter bar are icons for a calendar and a group of people. The main content area displays a large white box with a circular icon of a person looking through binoculars and the text "No reservations available". A "Print" button is located at the bottom left of the main content area. The footer contains a "Start Co-Browsing" button, a "Designed by Hospitality Digital GmbH. All rights reserved." notice, and a "Help" icon. The bottom right corner includes links for "FAQ", "Terms of use", "Imprint", and "Data privacy".

Теперь нажмите на **стол** , который соответствует бронированию вашего клиента.



The screenshot displays the DISH Reservation interface for 'John's Business'. The main area shows a grid of tables. Three tables are visible, labeled 1, 2, and 3. Table 2 is highlighted with an orange border, indicating it is the selected table for reservation. The interface includes a sidebar with navigation options, a top navigation bar with the date 'Sat, 10/04/2021' and time '12:30 pm', and a bottom navigation bar with a 'Start Co-Browsing' button and a help icon.

Category	Count	Status
Arrived	0	Blue dot
Next bookings	1	Green dot
Available	2	Grey dot

Щелкните **изменить таблицу**, чтобы настроить группу таблиц.

The screenshot displays the DISH Reservation interface. On the left, a sidebar contains navigation icons. The main content area shows reservation details for 'Anne Smith' with 9 people, confirmed at 12:21 PM on Saturday, 10/04/2021. The reservation has 8 seats. A 'CHANGE TABLE' button is highlighted with an orange border. Below it is a 'SEE RESERVATION DETAILS' link. The right side of the interface shows a table layout with three tables labeled 1, 2, and 3. Table 2 is highlighted with a green background and contains 8 seats. At the top right, there is a 'Now' button and a date/time selector for 'Sat, 10/04/2021 12:30 pm'. The bottom of the interface includes a 'Start Co-Browsing' button and a footer with 'Designed by Hospitality Digital GmbH. All rights reserved.' and links for 'FAQ', 'Terms of use', 'Imprint', and 'Data privacy'.



Выберите **СТОЛ** , чтобы продолжить.

The screenshot displays the DISH Reservation app interface. On the left, a sidebar menu includes icons for home, filter, list, customer, status, settings, and help. The main content area is titled "Indoor" and shows reservation details for "Anne Smith" (9 people, 12:21 PM) with 8 seats. Below this, there are buttons for "CONFIRM CHANGE", "DONT SAVE", and "SEE RESERVATION DETAILS". The right side of the screen shows a grid of table options under "Indoor" and "Outdoor" categories. The "Indoor" section has three tables: Table 1 (4 seats), Table 2 (8 seats, 12:21 PM, highlighted with an orange border), and Table 3 (2 seats). The "Outdoor" section has two tables: Table 4 (4 seats) and Table 5 (4 seats). At the bottom, there is a "Start Co-Browsing" button and a help icon. The footer contains the text "Designed by Hospitality Digital GmbH. All rights reserved." and links for "FAQ", "Terms of use", "Imprint", and "Data privacy".

Теперь нажмите на **соединение таблиц**, чтобы объединить его с другими таблицами.

The screenshot displays the DISH Reservation app interface. On the left, a sidebar menu is visible. The main content area is divided into two sections: a reservation details panel on the left and a table layout on the right. The reservation details panel shows the reservation for Anne Smith, confirmed, with 8 seats and a time of 12:21 PM. The table layout shows five tables: one indoor table (table 2) and four outdoor tables (tables 1, 3, 4, and 5). The table 2 is highlighted with a red border, and a red button labeled "CONNECT TABLES" is visible below it. The bottom of the screen features a "Start Co-Browsing" button and a footer with "Designed by Hospitality Digital GmbH. All rights reserved." and links for "FAQ", "Terms of use", "Imprint", and "Data privacy".



Продолжайте выбирать другую **таблицу** .

The screenshot displays the DISH Reservation app interface. On the left, a sidebar menu includes icons for home, filter, list, people, status, settings, and help. The main content area is titled "Indoor" and shows reservation details for "Anne Smith" (9 people, 12:21 PM) with 8 seats. Below this, there are buttons for "CONFIRM CHANGE", "DONT SAVE", and "SEE RESERVATION DETAILS". At the bottom of the sidebar, it says "Available" with a dropdown arrow and the number "2".

The main reservation area is divided into two columns: "Indoor" and "Outdoor". Each column contains a grid of table icons. In the "Indoor" column, table 2 is highlighted with a green border, and table 3 is highlighted with an orange border. In the "Outdoor" column, table 4 is highlighted with a blue border. Each table icon shows a number and a person icon with a count (e.g., 1 person, 4 people).

At the bottom of the app, there is a "Start Co-Browsing" button and a help icon (question mark). The footer contains the text "Designed by Hospitality Digital GmbH. All rights reserved." and links for "FAQ", "Terms of use", "Imprint", and "Data privacy".



Нажмите « **Подтвердить изменение** », чтобы сохранить группу столов для этого бронирования.

The screenshot displays the DISH Reservation app interface. On the left, a sidebar menu is visible. The main content area is titled "Indoor" and shows reservation details for "Anne Smith" (9 people) at 12:21 PM. A green bar indicates "8 seats". Below this, the status is "Confirmed". A prominent orange button labeled "CONFIRM CHANGE" is highlighted with a red box. Other buttons include "DONT SAVE" and "SEE RESERVATION DETAILS".

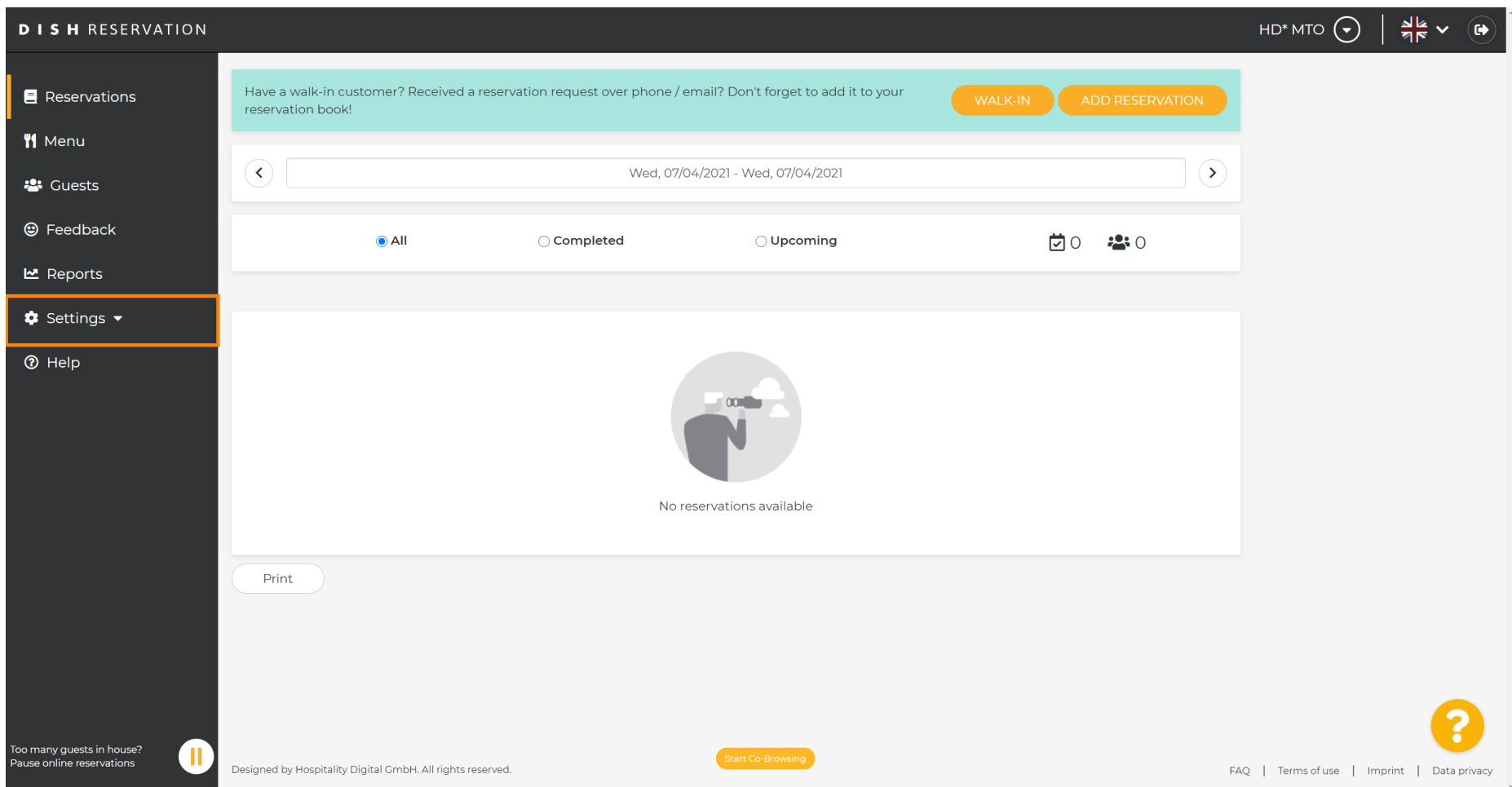
The table layout is shown in two columns: "Indoor" and "Outdoor". The "Indoor" column contains three tables: Table 1 (4 seats), Table 2 (8 seats, 12:21 PM), and Table 3 (2 seats). The "Outdoor" column contains two tables: Table 4 (4 seats) and Table 5 (4 seats). A yellow question mark icon is located in the bottom right corner of the app interface.

Группа столиков для бронирования вашего клиента успешно добавлена.

The screenshot displays the DISH Reservation interface for 'John's Business'. The main area shows a grid of tables. A group of three tables (labeled 1, 2, and 3) is highlighted with an orange border. Table 1 is a square table, while tables 2 and 3 are rectangular. A green success message in the top right corner reads: 'Success Reservation table switched successfully.' The left sidebar shows the 'Indoor' section with a list of bookings for 'Anne Smith' at 12:21 PM, including one with 8 seats and another with 2 seats. The bottom of the interface includes a 'Start Co-Browsing' button and links for 'FAQ', 'Terms of use', 'Imprint', and 'Data privacy'.



Чтобы настроить группы таблиц по-другому, вернитесь на панель инструментов, а также нажмите « **Настройки** » .



The screenshot displays the DISH Reservation web application interface. On the left, a dark sidebar contains a navigation menu with the following items: Reservations, Menu, Guests, Feedback, Reports, Settings (highlighted with an orange border and a dropdown arrow), and Help. The main content area features a teal banner at the top with the text "Have a walk-in customer? Received a reservation request over phone / email? Don't forget to add it to your reservation book!" and two orange buttons: "WALK-IN" and "ADD RESERVATION". Below the banner is a date range selector showing "Wed, 07/04/2021 - Wed, 07/04/2021". A filter bar contains three radio buttons: "All" (selected), "Completed", and "Upcoming", along with icons for a calendar and a group of people. The central area shows a large white box with a magnifying glass icon and the text "No reservations available". At the bottom left of the main area is a "Print" button. The footer includes a "Start Co-Browsing" button, a copyright notice "© 2021 - 2022 Hospitality Digital GmbH. All rights reserved.", and a help icon (a yellow circle with a question mark). On the far left of the footer, there is a notification: "Too many guests in house? Pause online reservations" with a pause icon.

Нажмите на **столы/места** , чтобы продолжить.

DISH RESERVATION

HD* MTO

Have a walk-in customer? Received a reservation request over phone / email? Don't forget to add it to your reservation book!

WALK-IN ADD RESERVATION

Wed, 07/04/2021 - Wed, 07/04/2021

All Completed Upcoming

No reservations available

Print

Start Co-Browsing

FAQ | Terms of use | Imprint | Data privacy



Прокрутите вниз, а также нажмите « **Добавить** » , чтобы создать группы таблиц.

DISH RESERVATION
HD* MTO ▼ | ▼ |

- Reservations
- Menu
- Guests
- Feedback
- Reports
- Settings ▼
 - Hours
 - Reservations
 - Tables/Seats
 - Offers
 - Notifications
 - Account
- Help

Area(s)

If your establishment has multiple areas or rooms, you may want to define an area before you start assigning tables to it. e.g.: Indoor, Outdoor, Bar, Lounge, etc. Your active areas are listed below:

Indoor, Outdoor

Table(s)

Tables are assigned to specific areas. When you pause a whole area, all tables assigned to that area will be paused. This may make some of your future reservations invalid. Don't worry, you can just move them to other available table(s). You can also assign tables a booking priority between 1 (high) and 3 (low). The tables with high priority will be preferred for incoming reservations.

Table name	Seats (22)	Area name	Priority	Status
1	4	Indoor	1	Active
2	8	Indoor	1	Active
3	2	Indoor	1	Active
4	4	Outdoor	2	Active
5	4	Outdoor	2	Active

Manage Tablegroup(s)

Would you like to add more table combinations? Add

SAVE

Too many guests in house?
Pause online reservations

Designed by Hospitality Digital GmbH. All rights reserved.

Start Co-Browsing

FAQ | Terms of use | Imprint | Data privacy

Щелкните первое поле, чтобы выбрать имена таблиц.

DISH RESERVATION
HD* MTO ▼ ▼

- Reservations
- Menu
- Guests
- Feedback
- Reports
- Settings ▼
- Hours
- Reservations
- Tables/Seats
- Offers
- Notifications
- Account
- Help

Area(s)

If your establishment has multiple areas or rooms, you may want to define an area before you start assigning tables to it. e.g.: Indoor, Outdoor, Bar, Lounge, etc. Your active areas are listed below:

Indoor, Outdoor

Table(s)

Tables are assigned to specific areas. When you pause a whole area, all tables assigned to that area will be paused. This may make some of your future reservations invalid. Don't worry, you can just move them to other available table(s). You can also assign tables a booking priority between 1 (high) and 3 (low). The tables with high priority will be preferred for incoming reservations.

Table name	Seats (22)	Area name	Priority	Status
1	4	Indoor	1	Active
2	8	Indoor	1	Active
3	2	Indoor	1	Active
4	4	Outdoor	2	Active
5	4	Outdoor	2	Active

Manage Tablegroup(s)

Don't forget to save your changes

(Please type name of tables)

Min.Guests

Max.Guests

Priority ▼

Would you like to add more table combinations? Add

Too many guests in house?
Pause online reservations

Start Co-Browsing

SAVE

?



Выберите **имя/номер таблицы**, которую вы хотите объединить с другими таблицами.

DISH RESERVATION
HD* MTO

- Reservations
- Menu
- Guests
- Feedback
- Reports
- Settings ▼
- Hours
- Reservations
- Tables/Seats
- Offers
- Notifications
- Account
- Help

Too many guests in house?
Pause online reservations

Area(s)

If your establishment has multiple areas or rooms, you may want to define an area before you start assigning tables to it. e.g.: Indoor, Outdoor, Bar, Lounge, etc. Your active areas are listed below:

Indoor, Outdoor

Table(s)

Tables are assigned to specific areas. When you pause a whole area, all tables assigned to that area will be paused. This may make some of your future reservations invalid. Don't worry, you can just move them to other available table(s). You can also assign tables a booking priority between 1 (high) and 3 (low). The tables with high priority will be preferred for incoming reservations.

Table name	Seats (22)	Area name	Priority	Status
1	4	Indoor	1	Active
2	8	Indoor	1	Active
3	2	Indoor	1	Active
4	4	Outdoor	2	Active
1			2	Active

▼

Would you like to add more table combinations? Add

Start Co-Browsing

SAVE

?

Щелкните это же поле, чтобы добавить другую таблицу.

DISH RESERVATION
HD* MTO ▼ | ▼ |

- Reservations
- Menu
- Guests
- Feedback
- Reports
- Settings ▼
- Hours
- Reservations
- Tables/Seats
- Offers
- Notifications
- Account
- Help

Area(s)

If your establishment has multiple areas or rooms, you may want to define an area before you start assigning tables to it. e.g.: Indoor, Outdoor, Bar, Lounge, etc. Your active areas are listed below:

Indoor, Outdoor

Table(s)

Tables are assigned to specific areas. When you pause a whole area, all tables assigned to that area will be paused. This may make some of your future reservations invalid. Don't worry, you can just move them to other available table(s). You can also assign tables a booking priority between 1 (high) and 3 (low). The tables with high priority will be preferred for incoming reservations.

Table name	Seats (22)	Area name	Priority	Status
1	4	Indoor	1	Active
2	8	Indoor	1	Active
3	2	Indoor	1	Active
4	4	Outdoor	2	Active
5	4	Outdoor	2	Active

Manage Tablegroup(s)

Don't forget to save your changes

*2
✕

Min.Guests

Max.Guests

Priority ▼

Would you like to add more table combinations? Add

Too many guests in house?
Pause online reservations

Start Co-Browsing

SAVE

?

Выберите **имя таблицы** , чтобы объединить таблицы.

DISH RESERVATION
HD* MTO

- Reservations
- Menu
- Guests
- Feedback
- Reports
- Settings
 - Hours
 - Reservations
 - Tables/Seats**
 - Offers
 - Notifications
 - Account
- Help

Area(s)

If your establishment has multiple areas or rooms, you may want to define an area before you start assigning tables to it. e.g.: Indoor, Outdoor, Bar, Lounge, etc. Your active areas are listed below:

Indoor, Outdoor

Table(s)

Tables are assigned to specific areas. When you pause a whole area, all tables assigned to that area will be paused. This may make some of your future reservations invalid. Don't worry, you can just move them to other available table(s). You can also assign tables a booking priority between 1 (high) and 3 (low). The tables with high priority will be preferred for incoming reservations.

Table name	Seats (22)	Area name	Priority	Status
1	4	Indoor	1	Active
2	8	Indoor	1	Active
3	2	Indoor	1	Active
4	4	Outdoor	2	Active
5	4	Outdoor	2	Active

1

3

*2

Too many guests in house?
 Pause online reservations



Теперь введите **минимальное количество гостей**, которое может быть зарезервировано для этой группы столов.

DISH RESERVATION
HD* MTO ▼ | ▼ |

- Reservations
- Menu
- Guests
- Feedback
- Reports
- Settings ▼
- Hours
- Reservations
- Tables/Seats
- Offers
- Notifications
- Account
- Help

Area(s)

If your establishment has multiple areas or rooms, you may want to define an area before you start assigning tables to it. e.g.: Indoor, Outdoor, Bar, Lounge, etc. Your active areas are listed below:

Indoor, Outdoor

Table(s)

Tables are assigned to specific areas. When you pause a whole area, all tables assigned to that area will be paused. This may make some of your future reservations invalid. Don't worry, you can just move them to other available table(s). You can also assign tables a booking priority between 1 (high) and 3 (low). The tables with high priority will be preferred for incoming reservations.

Table name	Seats (22)	Area name	Priority	Status
1	4	Indoor	1	Active
2	8	Indoor	1	Active
3	2	Indoor	1	Active
4	4	Outdoor	2	Active
5	4	Outdoor	2	Active

Manage Tablegroup(s)

Don't forget to save your changes

*2
*3
✕

9

Max.Guests

Priority ▼

Would you like to add more table combinations? Add

Too many guests in house?
Pause online reservations

Start Co-Browsing

SAVE

?



Затем введите **максимальное количество гостей**, чтобы продолжить.

DISH RESERVATION
HD* MTO ▼ | ▼ |

- Reservations
- Menu
- Guests
- Feedback
- Reports
- Settings ▼
 - Hours
 - Reservations
 - Tables/Seats
 - Offers
 - Notifications
 - Account
- Help

Area(s)

If your establishment has multiple areas or rooms, you may want to define an area before you start assigning tables to it. e.g.: Indoor, Outdoor, Bar, Lounge, etc. Your active areas are listed below:

Indoor, Outdoor

Table(s)

Tables are assigned to specific areas. When you pause a whole area, all tables assigned to that area will be paused. This may make some of your future reservations invalid. Don't worry, you can just move them to other available table(s). You can also assign tables a booking priority between 1 (high) and 3 (low). The tables with high priority will be preferred for incoming reservations.

Table name	Seats (22)	Area name	Priority	Status
1	4	Indoor	1	Active
2	8	Indoor	1	Active
3	2	Indoor	1	Active
4	4	Outdoor	2	Active
5	4	Outdoor	2	Active

Manage Tablegroup(s)

Don't forget to save your changes

*2
*3
✕

9

1

Priority ▼

🗑️

Would you like to add more table combinations? Add

Too many guests in house?
Pause online reservations ||

Start Co-Browsing

SAVE

?

Теперь выберите **приоритет** для этой группы таблиц.

DISH RESERVATION
HD* MTO ▼ 🇬🇧 ▼ ➔

- 📅 Reservations
- 🍴 Menu
- 👥 Guests
- 😊 Feedback
- 📊 Reports
- ⚙️ Settings ▼
 - 🕒 Hours
 - 📅 Reservations
 - 🍴 Tables/Seats
 - 📈 Offers
 - 🔔 Notifications
 - 🏠 Account
 - 🔗 Help

Area(s) ✎

If your establishment has multiple areas or rooms, you may want to define an area before you start assigning tables to it. e.g.: Indoor, Outdoor, Bar, Lounge, etc. Your active areas are listed below:

Indoor, Outdoor

Table(s) ✎

Tables are assigned to specific areas. When you pause a whole area, all tables assigned to that area will be paused. This may make some of your future reservations invalid. Don't worry, you can just move them to other available table(s). You can also assign tables a booking priority between 1 (high) and 3 (low). The tables with high priority will be preferred for incoming reservations.

Table name	Seats (22)	Area name	Priority	Status
1	4	Indoor	1	Active
2	8	Indoor	1	Active
3	2	Indoor	1	Active
4	4	Outdoor	2	Active
5	4	Outdoor	2	Active

Manage Tablegroup(s)

Don't forget to save your changes

*2
*3
✕

9

10

Priority
▼

🗑️

Would you like to add more table combinations? Add

Start Co-Browsing
SAVE

Too many guests in house?
Pause online reservations

⏸

?

Завершите процесс, нажав на кнопку **сохранения**.

DISH RESERVATION
HD* MTO

- Reservations
- Menu
- Guests
- Feedback
- Reports
- Settings ▼
- Hours
- Reservations
- Tables/Seats
- Offers
- Notifications
- Account
- Help

If your establishment has multiple areas or rooms, you may want to define an area before you start assigning tables to it. e.g.: Indoor, Outdoor, Bar, Lounge, etc. Your active areas are listed below:

Indoor, Outdoor

Table(s)

Tables are assigned to specific areas. When you pause a whole area, all tables assigned to that area will be paused. This may make some of your future reservations invalid. Don't worry, you can just move them to other available table(s). You can also assign tables a booking priority between 1 (high) and 3 (low). The tables with high priority will be preferred for incoming reservations.

Table name	Seats (22)	Area name	Priority	Status
1	4	Indoor	1	Active
2	8	Indoor	1	Active
3	2	Indoor	1	Active
4	4	Outdoor	2	Active
5	4	Outdoor	2	Active

Manage Tablegroup(s)

Don't forget to save your changes

*2 *3

x

9

10

Prio 2

🗑️

Would you like to add more table combinations? Add

Too many guests in house?
Pause online reservations

⏸

Start Co-Browsing

SAVE

?

Вот и все. Теперь вы можете настраивать группы таблиц

DISH RESERVATION
HD* MTO

- Reservations
- Menu
- Guests
- Feedback
- Reports
- Settings ▼
 - Hours
 - Reservations
 - Tables/Seats
 - Offers
 - Notifications
 - Account
 - Help

If your establishment has multiple areas or rooms, you may want to define an area before you start assigning tables to it. e.g.: Indoor, Outdoor, Bar, Lounge, etc. Your active areas are listed below:

Indoor, Outdoor

Table(s)

Tables are assigned to specific areas. When you pause a whole area, all tables assigned to that area will be paused. This may make some of your future reservations invalid. Don't worry, you can just move them to other available table(s). You can also assign tables a booking priority between 1 (high) and 3 (low). The tables with high priority will be preferred for incoming reservations.

Table name	Seats (22)	Area name	Priority	Status
1	4	Indoor	1	Active
2	8	Indoor	1	Active
3	2	Indoor	1	Active
4	4	Outdoor	2	Active
5	4	Outdoor	2	Active

Tablegroups

You can configure table combinations here. If reservations don't fit any of the tables, we will try to configure one of the configured table combinations for this reservation. Please configure a line for each possible combination, a specific table can be used in multiple combinations. You can configure minimum and maximum number of guests, which fit on

Tables	Min.Guests	Max.Guests	Priority	Status
2, 3	9	10	2	Active

Too many guests in house?
Pause online reservations

Designed by Hospitality Digital GmbH. All rights reserved.

[Start Co-Browsing](#)

[FAQ](#) | [Terms of use](#) | [Imprint](#) | [Data privacy](#)

Areas, Tables and TableGroups successfully saved.