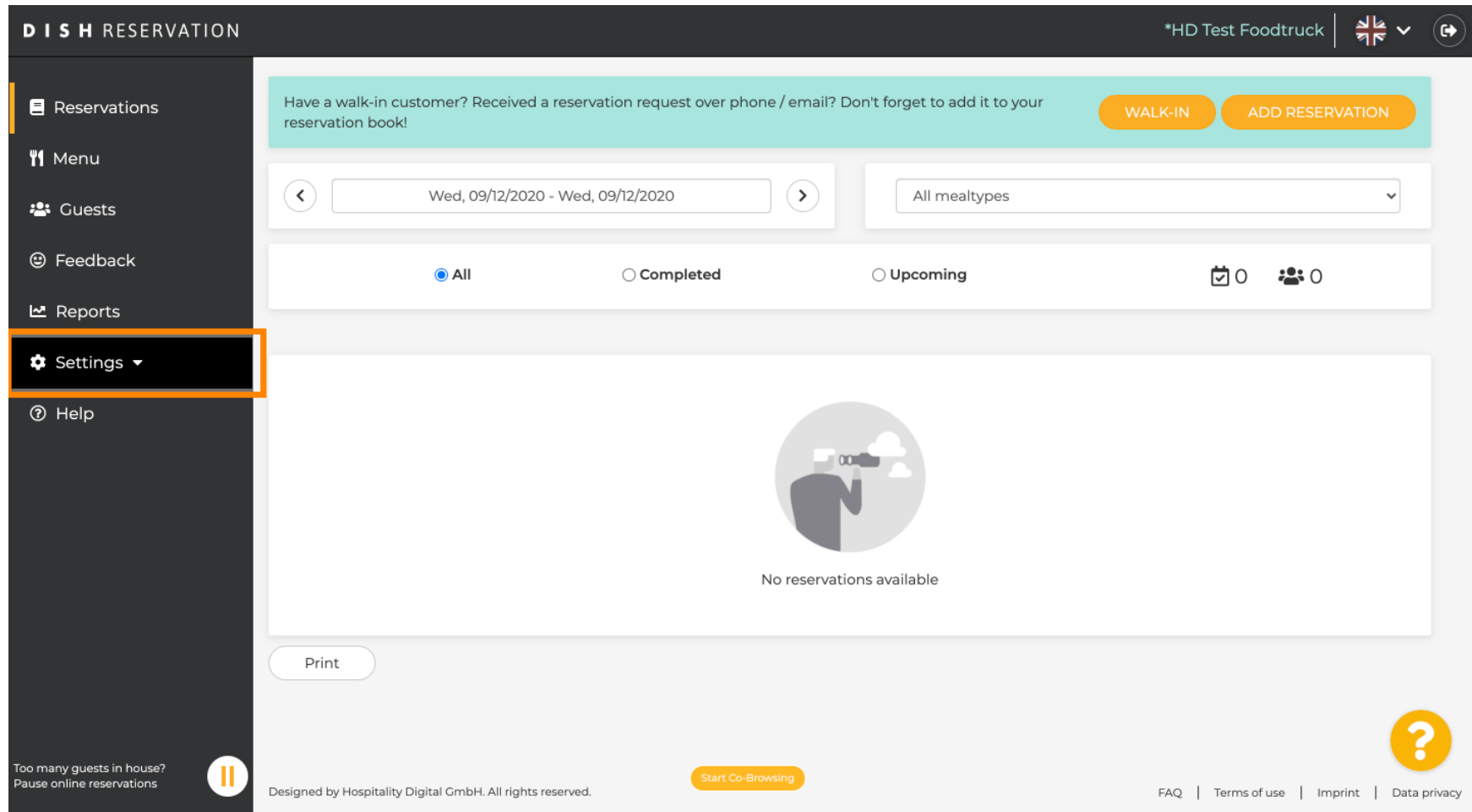


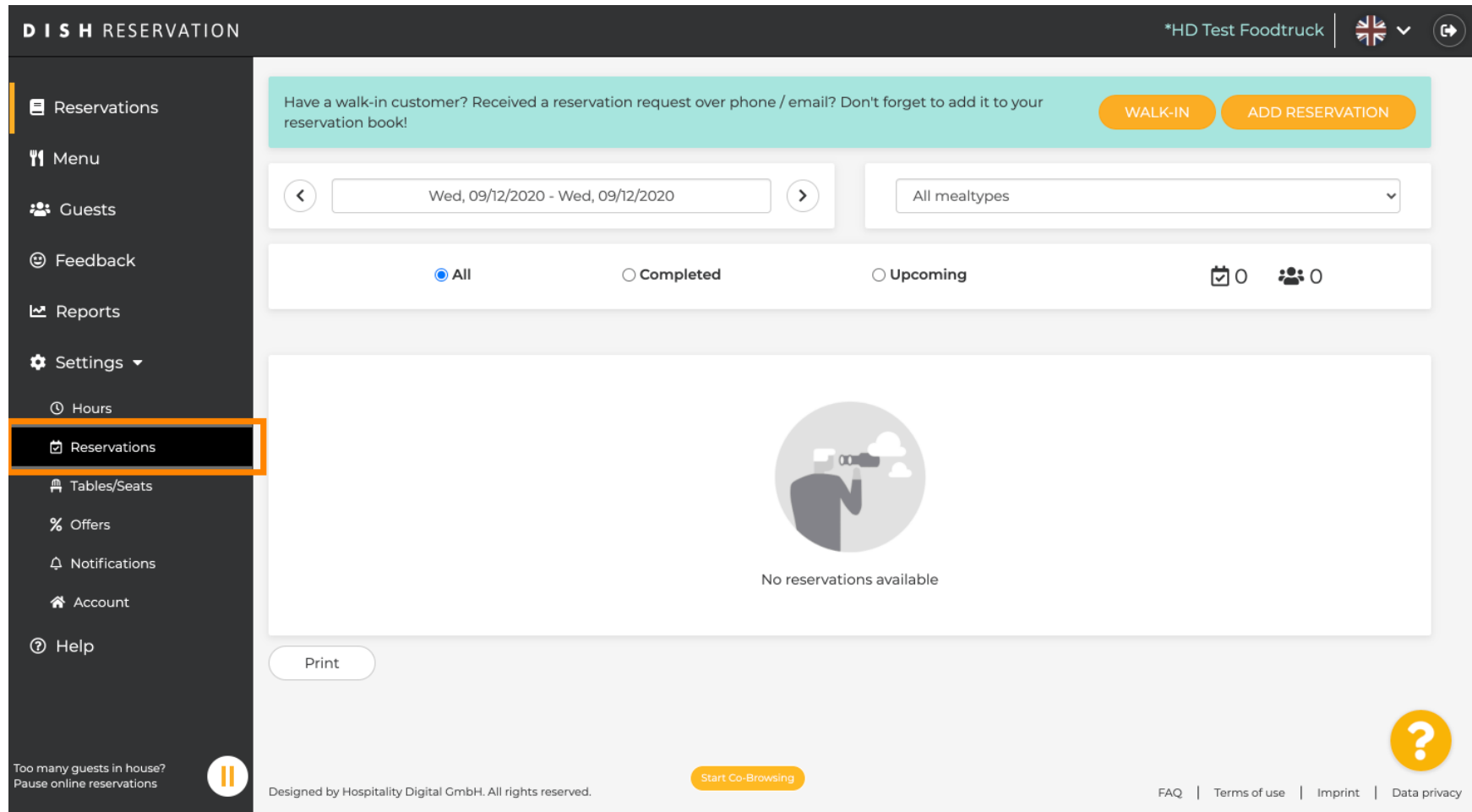


Nakon što ste prijavljeni u svoj alat za DISH Reservation, kliknite na **postavke**.



The screenshot displays the DISH Reservation web application interface. The top navigation bar includes the DISH RESERVATION logo, the user's location (\*HD Test Foodtruck), and a language selector (UK flag). The left sidebar contains a menu with the following items: Reservations, Menu, Guests, Feedback, Reports, **Settings** (highlighted with an orange box), and Help. The main content area features a teal banner with the text "Have a walk-in customer? Received a reservation request over phone / email? Don't forget to add it to your reservation book!" and two buttons: WALK-IN and ADD RESERVATION. Below the banner, there is a date range selector (Wed, 09/12/2020 - Wed, 09/12/2020) and a meal type dropdown menu (All mealtypes). A filter bar shows three radio buttons: All (selected), Completed, and Upcoming, along with icons for a checklist and a group of people. The main content area displays a large magnifying glass icon and the text "No reservations available". At the bottom of the interface, there is a "Print" button, a "Start Co-Browsing" button, and a footer with the text "Designed by Hospitality Digital GmbH. All rights reserved." and a help icon (question mark). The footer also includes links for FAQ, Terms of use, Imprint, and Data privacy.

Odaberite **rezervacije** iz različitih opcija postavki.



**DISH RESERVATION** \*HD Test Foodtruck

Have a walk-in customer? Received a reservation request over phone / email? Don't forget to add it to your reservation book! **WALK-IN** **ADD RESERVATION**

Wed, 09/12/2020 - Wed, 09/12/2020 All mealtypes

All  Completed  Upcoming  0  0

No reservations available


Print

Start Co-Browsing

Too many guests in house? Pause online reservations

Designed by Hospitality Digital GmbH. All rights reserved. [FAQ](#) | [Terms of use](#) | [Imprint](#) | [Data privacy](#)

📌 Pomičite se prema dolje dok ne vidite **ograničenje rezervacije**.



**DISH RESERVATION** \*HD Test Foodtruck

- Reservations
- Menu
- Guests
- Feedback
- Reports
- Settings
  - Hours
  - Reservations**
  - Tables/Seats
  - Offers
  - Notifications
  - Account
  - Help

**CHANNELS**  
Through which channels would you like to receive online reservations?

- Online Widget
- Reserve with Google

**CAPACITY**  
What is the maximum group size for reservations via the reservation widget?  
8 people

What is the duration of a visit at your restaurant?  
A table will be marked occupied for this period of time.  
2 hours

Show duration in guest confirmation and widget

Should customers be able to reserve in 15, 30, or 60 minute intervals?  
30 minutes [Start Co-Browsing](#)

**ADMINISTRATION**  
Up to what group size would you like reservations to be automatically confirmed?  
4 people

**ENGAGEMENT**  
How many minutes/hours in advance would you like to remind your guests about their upcoming reservation?  
2.0 hours in advance

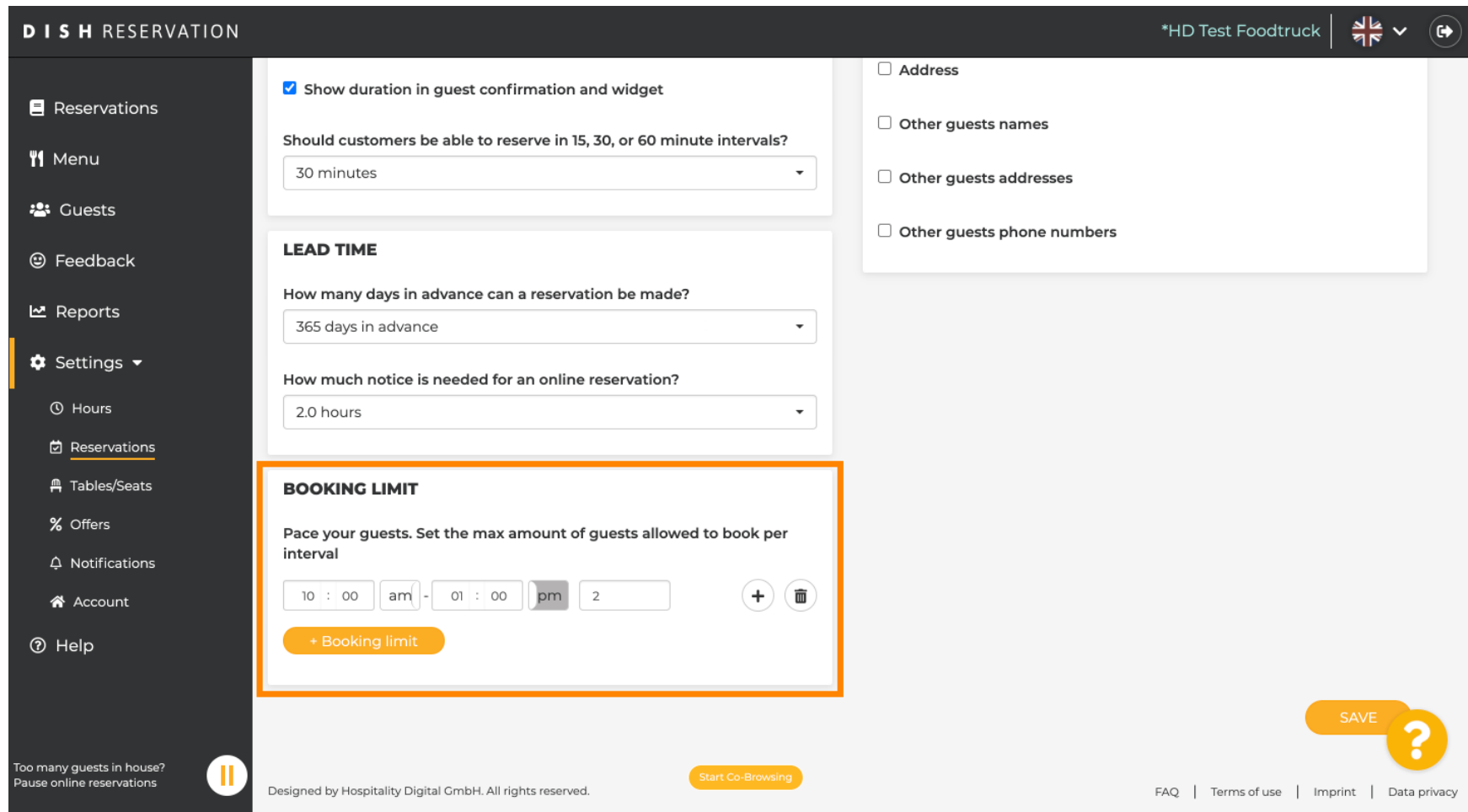
Would you like to receive feedback from your guests about their dining experience?  
Yes

**COVID-19 GUEST INFORMATION**  
To record the contact details of all guests of a reservation, you can activate here which data should be collected in the widget

- Address
- Other guests names
- Other guests addresses



Podesite **vremenski interval** i postavite **količinu** dopuštenih rezervacija kako biste dodali ograničenje rezervacije.



**DISH RESERVATION** \*HD Test Foodtruck

- Show duration in guest confirmation and widget
- Should customers be able to reserve in 15, 30, or 60 minute intervals?
  - 30 minutes
- LEAD TIME**
- How many days in advance can a reservation be made?
  - 365 days in advance
- How much notice is needed for an online reservation?
  - 2.0 hours
- BOOKING LIMIT**
- Pace your guests. Set the max amount of guests allowed to book per interval
  - 10 : 00 am - 01 : 00 pm 2
  - + Booking limit
- Address  
 Other guests names  
 Other guests addresses  
 Other guests phone numbers

SAVE ?

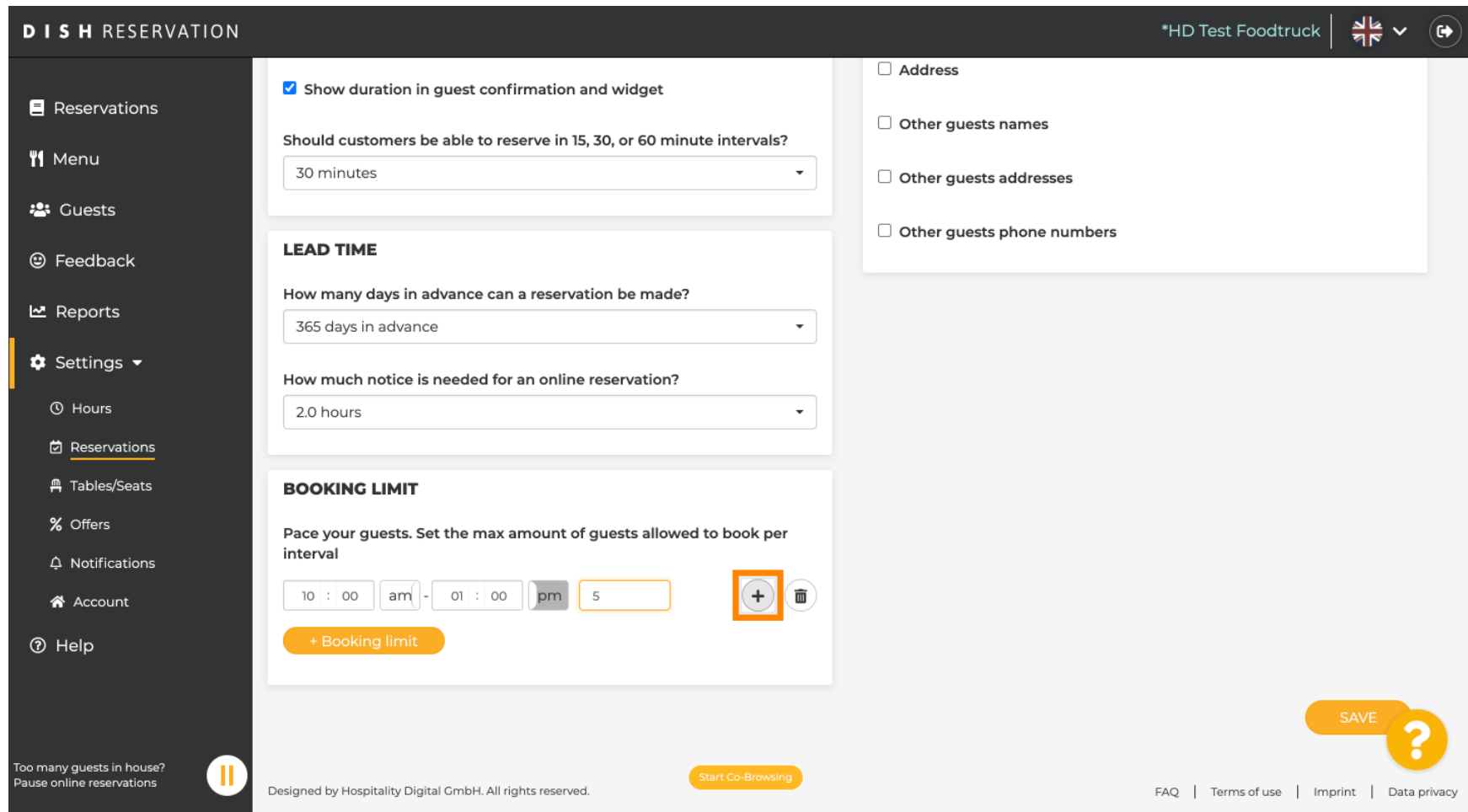
Too many guests in house? Pause online reservations

Designed by Hospitality Digital GmbH. All rights reserved. Start Co-Browsing

FAQ | Terms of use | Imprint | Data privacy



Imate mogućnost imati različita ograničenja rezervacije za svaki vremenski interval. Kliknite na **ikonu za dodavanje** ili na **+ ograničenje rezervacije** da dodate dodatno ograničenje.



 Sva vaša različita ograničenja rezervacija bit će prikazana ovdje.

**DISH RESERVATION** \*HD Test Foodtruck

- Show duration in guest confirmation and widget
- Should customers be able to reserve in 15, 30, or 60 minute intervals?  
30 minutes
- LEAD TIME**
- How many days in advance can a reservation be made?  
365 days in advance
- How much notice is needed for an online reservation?  
2.0 hours
- BOOKING LIMIT**
- Pace your guests. Set the max amount of guests allowed to book per interval
- 10 : 00 am - 01 : 00 pm 5
- 1 : 00 pm - 05 : 00 pm 4
- + Booking limit

- Address
- Other guests names
- Other guests addresses
- Other guests phone numbers

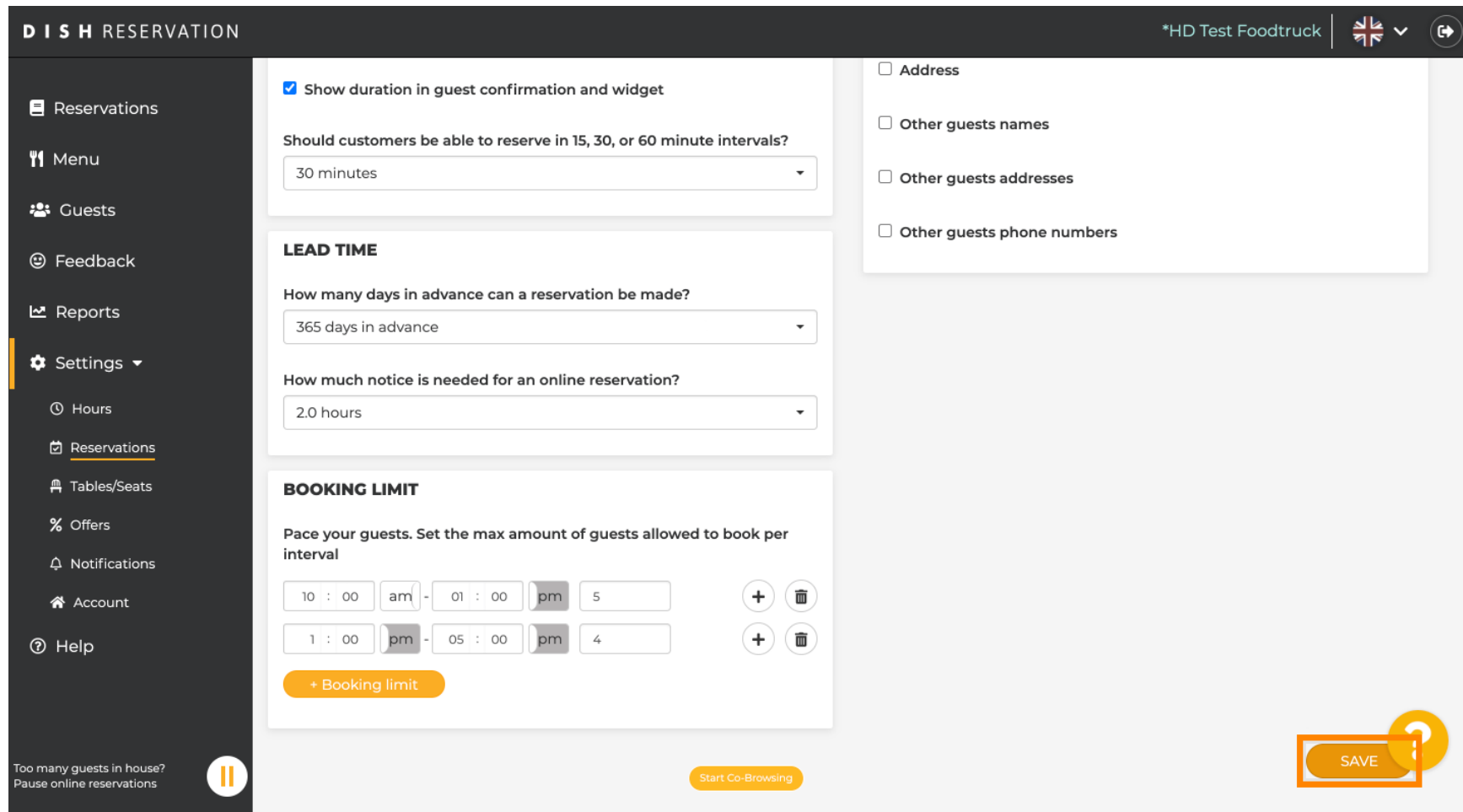
SAVE ?

Start Co-Browsing

Too many guests in house? Pause online reservations



Nakon postavljanja svih dopuštenih ograničenja gostiju u vremenskom intervalu kliknite na **Spremi** da biste ih aktivirali.

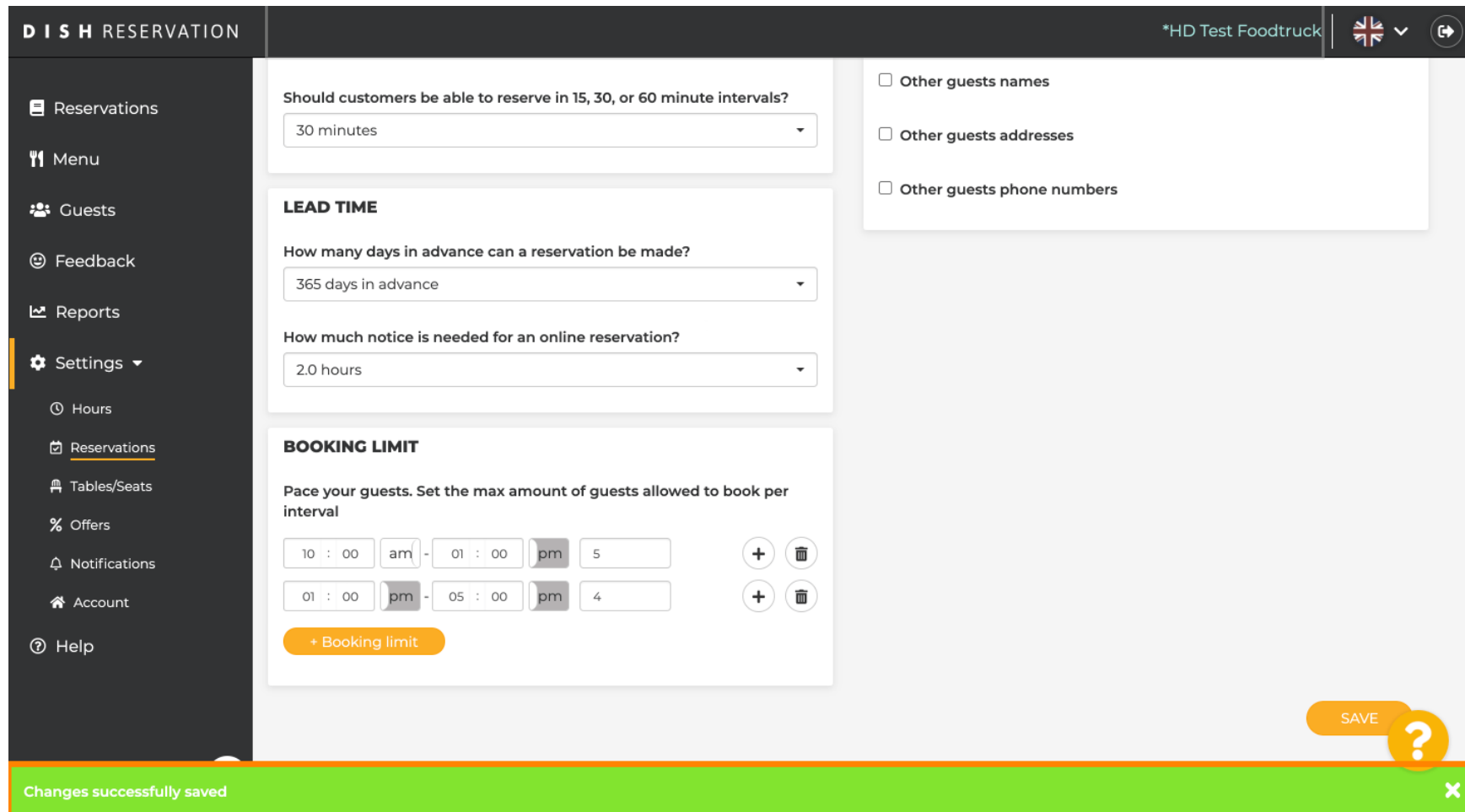


The screenshot shows the DISH RESERVATION settings page for a location named '\*HD Test Foodtruck'. The interface is divided into a left sidebar, a main content area, and a right sidebar.

- Left Sidebar (Navigation):**
  - Reservations
  - Menu
  - Guests
  - Feedback
  - Reports
  - Settings (expanded)
  - Hours
  - Reservations (highlighted)
  - Tables/Seats
  - Offers
  - Notifications
  - Account
  - Help
- Main Content Area:**
  - Show duration in guest confirmation and widget
  - Should customers be able to reserve in 15, 30, or 60 minute intervals? (30 minutes)
  - LEAD TIME**
    - How many days in advance can a reservation be made? (365 days in advance)
    - How much notice is needed for an online reservation? (2.0 hours)
  - BOOKING LIMIT**
    - Pace your guests. Set the max amount of guests allowed to book per interval
    - 10 : 00 am - 01 : 00 pm (5)
    - 1 : 00 pm - 05 : 00 pm (4)
    - + Booking limit
- Right Sidebar (Additional Settings):**
  - Address
  - Other guests names
  - Other guests addresses
  - Other guests phone numbers
- Bottom Bar:**
  - Too many guests in house? Pause online reservations (Pause icon)
  - Start Co-Browsing
  - SAVE (highlighted with a yellow question mark icon)



To je to. Zelena potvrda koja se pojavljuje na dnu zaslona ukazuje na uspješno prilagođavanje ograničenja rezervacije.



The screenshot shows the DISH Reservation settings interface. The top navigation bar includes the DISH RESERVATION logo, the user name '\*HD Test Foodtruck', a language dropdown (UK flag), and a refresh icon. The left sidebar contains navigation options: Reservations, Menu, Guests, Feedback, Reports, Settings (selected), Hours, Reservations (sub-item), Tables/Seats, Offers, Notifications, Account, and Help.

The main content area is divided into three sections:

- Reservation Interval:** A question "Should customers be able to reserve in 15, 30, or 60 minute intervals?" with a dropdown menu set to "30 minutes".
- LEAD TIME:** Two questions: "How many days in advance can a reservation be made?" (dropdown: "365 days in advance") and "How much notice is needed for an online reservation?" (dropdown: "2.0 hours").
- BOOKING LIMIT:** A section titled "Pace your guests. Set the max amount of guests allowed to book per interval". It contains two rows of time intervals and guest counts:
  - Row 1: 10 : 00 am - 01 : 00 pm with a guest count of 5.
  - Row 2: 01 : 00 pm - 05 : 00 pm with a guest count of 4.
 Each row has a "+" button to add and a trash icon to delete. Below the rows is a "+ Booking limit" button.

On the right side, there are three unchecked checkboxes: "Other guests names", "Other guests addresses", and "Other guests phone numbers".

At the bottom right, there is a "SAVE" button and a question mark icon. A green banner at the bottom of the screen displays the message "Changes successfully saved" with a close button (X).