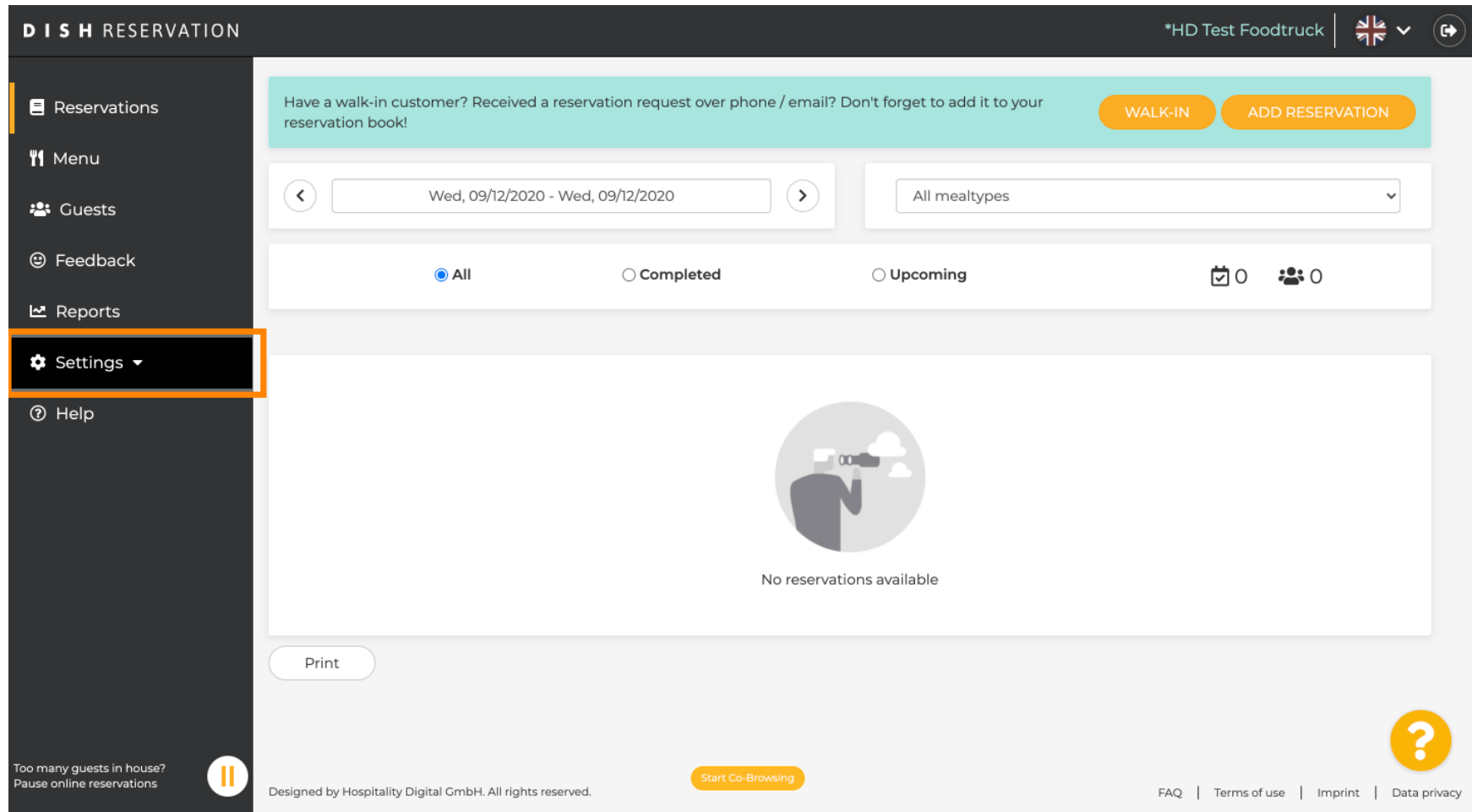




Zodra u bent ingelogd op uw DISH Reserveringstool, klikt u op **instellingen**.



DISH RESERVATION *HD Test Foodtruck

Have a walk-in customer? Received a reservation request over phone / email? Don't forget to add it to your reservation book! [WALK-IN](#) [ADD RESERVATION](#)

Wed, 09/12/2020 - Wed, 09/12/2020 All mealtypes

All Completed Upcoming 📅 0 👤 0

Settings

Help

Too many guests in house? Pause online reservations

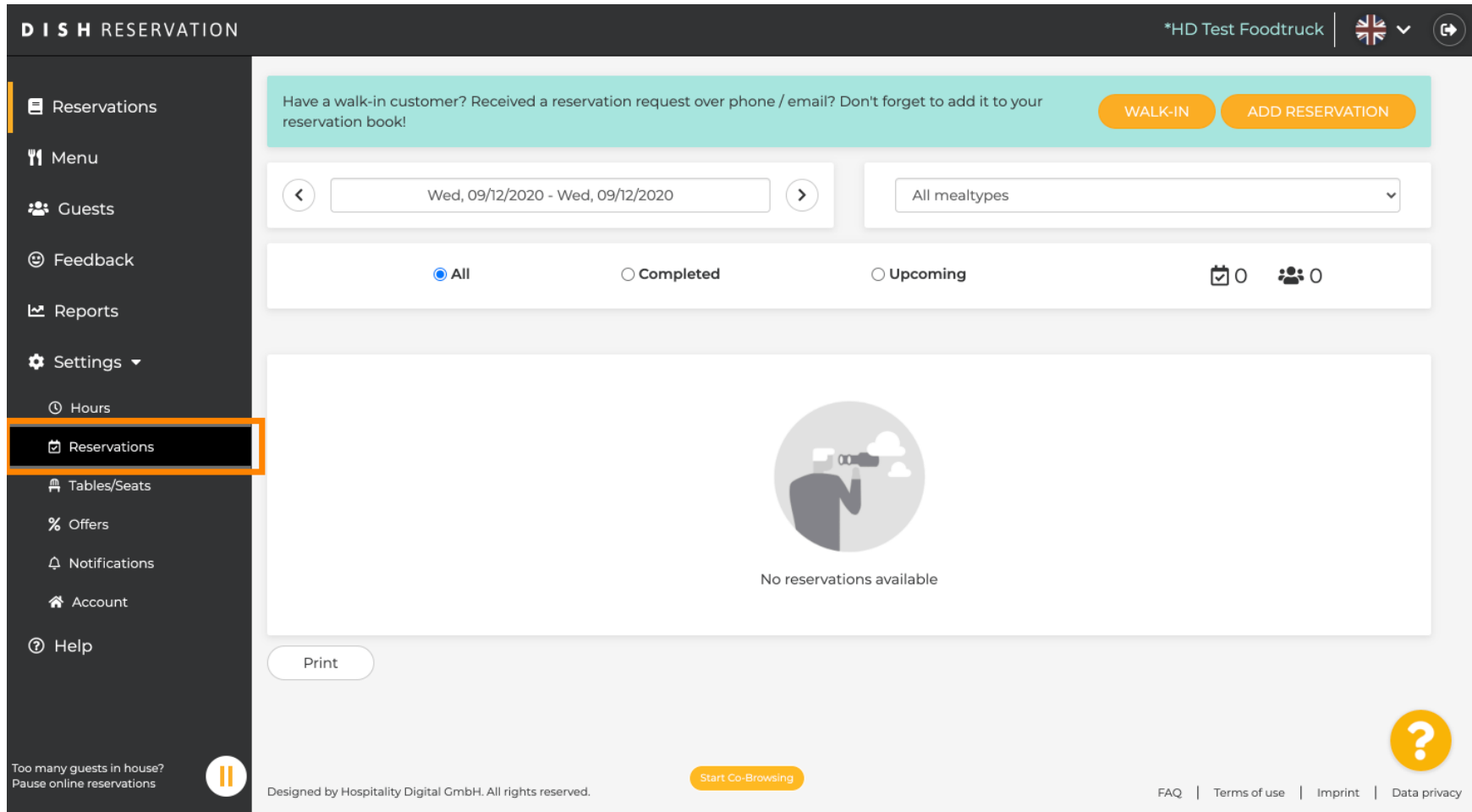
Print

No reservations available

Start Co-Browsing

FAQ | Terms of use | Imprint | Data privacy



 Kies **reserveringen** uit de verschillende instellingsmogelijkheden.




DISH RESERVATION *HD Test Foodtruck


Have a walk-in customer? Received a reservation request over phone / email? Don't forget to add it to your reservation book! **WALK-IN** **ADD RESERVATION**

Wed, 09/12/2020 - Wed, 09/12/2020 All mealtypes

All Completed Upcoming  0  0

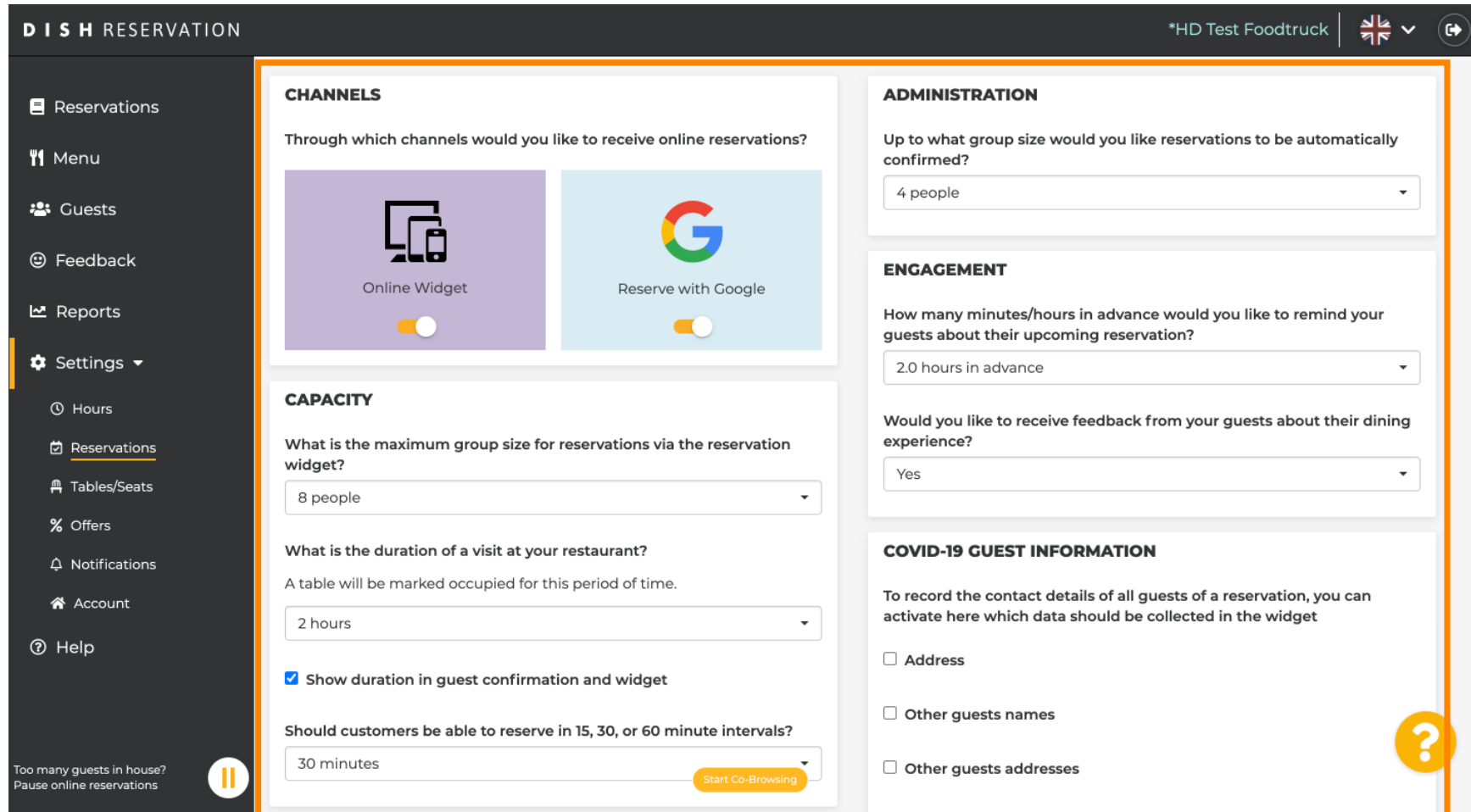
No reservations available

Print [Start Co-Browsing](#) 

Too many guests in house? Pause online reservations 

Designed by Hospitality Digital GmbH. All rights reserved. [FAQ](#) | [Terms of use](#) | [Imprint](#) | [Data privacy](#)

 Scroll naar beneden tot je de **boekingslimiet** ziet .



DISH RESERVATION *HD Test Foodtruck

CHANNELS
Through which channels would you like to receive online reservations?

Online Widget

Reserve with Google

CAPACITY
What is the maximum group size for reservations via the reservation widget?
8 people

What is the duration of a visit at your restaurant?
A table will be marked occupied for this period of time.
2 hours

Show duration in guest confirmation and widget

Should customers be able to reserve in 15, 30, or 60 minute intervals?
30 minutes [Start Co-Browsing](#)

ADMINISTRATION
Up to what group size would you like reservations to be automatically confirmed?
4 people

ENGAGEMENT
How many minutes/hours in advance would you like to remind your guests about their upcoming reservation?
2.0 hours in advance


Would you like to receive feedback from your guests about their dining experience?
Yes

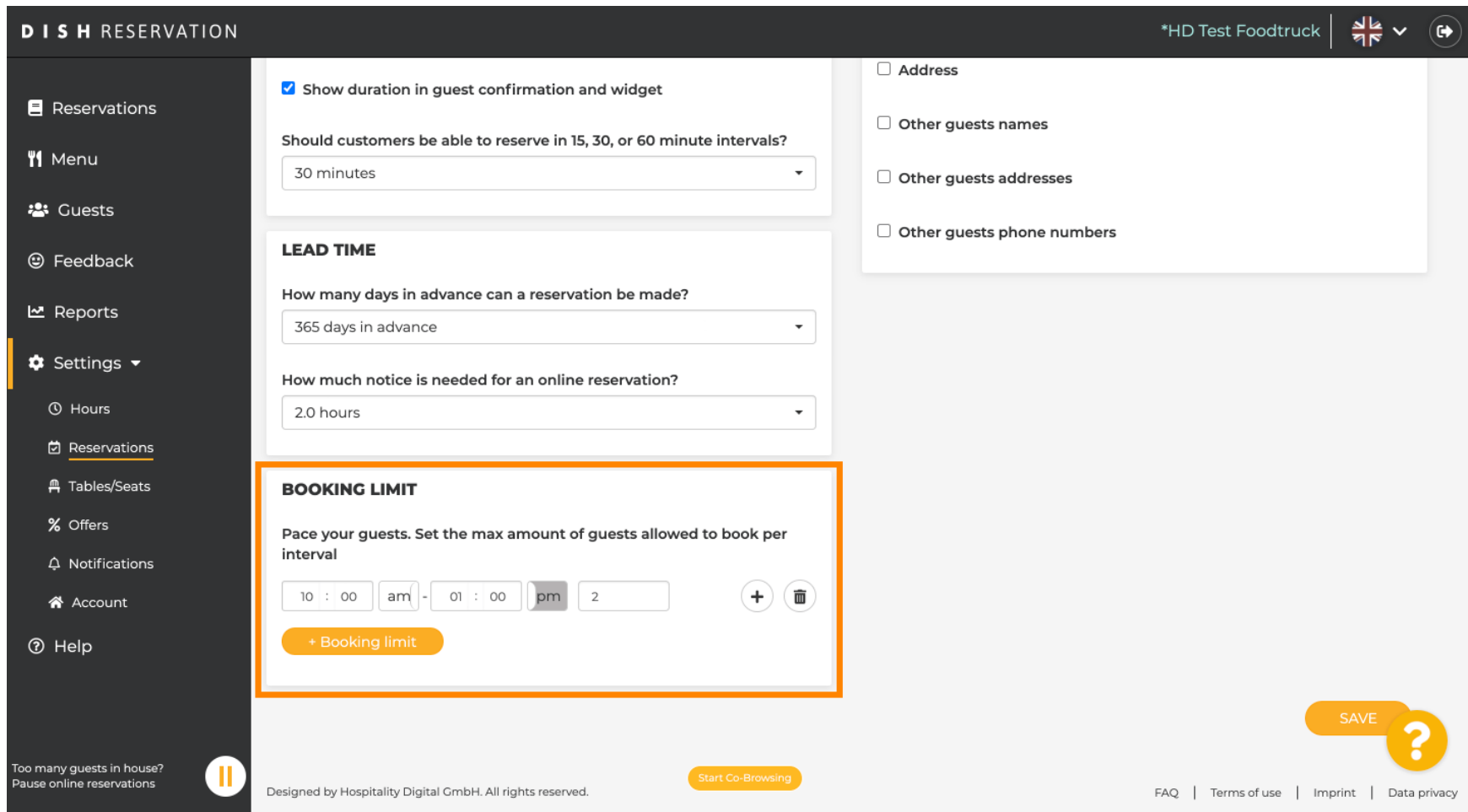
COVID-19 GUEST INFORMATION
To record the contact details of all guests of a reservation, you can activate here which data should be collected in the widget

Address

Other guests names

Other guests addresses

 Pas het **tijdsinterval** aan en stel het **aantal** toegestane boekingen in om een boekingslimiet toe te voegen.



DISH RESERVATION *HD Test Foodtruck

- Show duration in guest confirmation and widget
- Should customers be able to reserve in 15, 30, or 60 minute intervals?
 - 30 minutes
- LEAD TIME**
 - How many days in advance can a reservation be made?
 - 365 days in advance
 - How much notice is needed for an online reservation?
 - 2.0 hours
- BOOKING LIMIT**
 - Pace your guests. Set the max amount of guests allowed to book per interval
 - 10 : 00 am - 01 : 00 pm 2
 - + Booking limit
- Address
 - Other guests names
 - Other guests addresses
 - Other guests phone numbers

SAVE ?

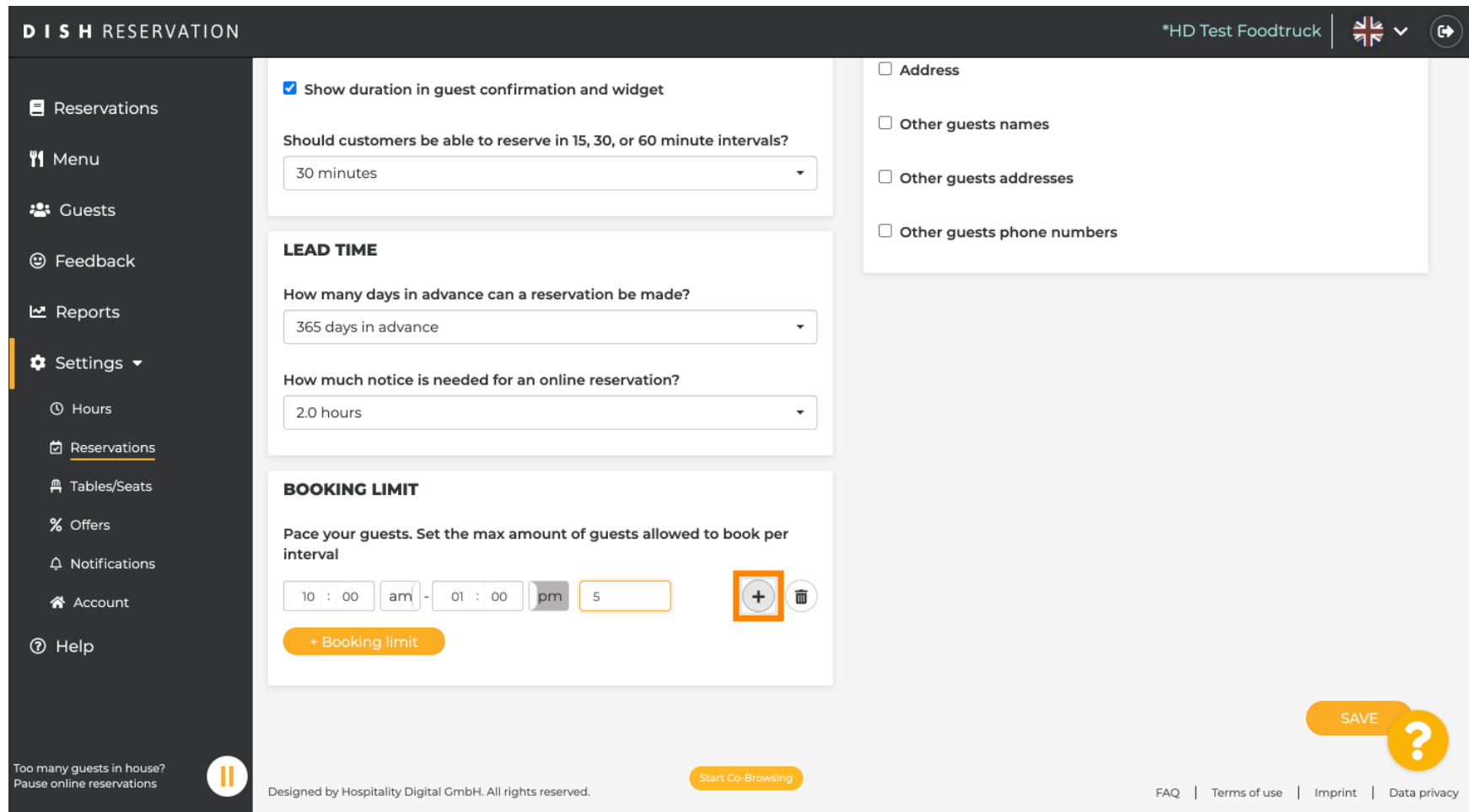
Too many guests in house? Pause online reservations

Designed by Hospitality Digital GmbH. All rights reserved. Start Co-Browsing

FAQ | Terms of use | Imprint | Data privacy



U heeft de mogelijkheid om voor elk tijdsinterval verschillende boekingslimieten te hebben. Klik op het **pictogram toevoegen** of op **+ boekingslimiet** om een extra limiet toe te voegen.



The screenshot shows the DISH Reservering settings page for a location named '*HD Test Foodtruck'. The left sidebar contains navigation options: Reservations, Menu, Guests, Feedback, Reports, Settings (expanded), Hours, Reservations (selected), Tables/Seats, Offers, Notifications, Account, and Help. The main content area is divided into sections: 'Show duration in guest confirmation and widget' (checked), 'Should customers be able to reserve in 15, 30, or 60 minute intervals?' (set to 30 minutes), 'LEAD TIME' (How many days in advance can a reservation be made? set to 365 days; How much notice is needed for an online reservation? set to 2.0 hours), and 'BOOKING LIMIT' (Pace your guests. Set the max amount of guests allowed to book per interval). The booking limit is currently set to 5 guests per interval from 10:00 am to 01:00 pm. A red box highlights the '+' icon used to add a new booking limit. Below the input fields is a '+ Booking limit' button. On the right side, there are checkboxes for 'Address', 'Other guests names', 'Other guests addresses', and 'Other guests phone numbers'. At the bottom right, there is a 'SAVE' button with a question mark icon. The footer includes 'Designed by Hospitality Digital GmbH. All rights reserved.', 'Start Co-Browsing', and links for 'FAQ', 'Terms of use', 'Imprint', and 'Data privacy'.

Al uw verschillende boekingslimieten worden hier weergegeven.

DISH RESERVATION *HD Test Foodtruck

- Reservations
- Menu
- Guests
- Feedback
- Reports
- Settings ▾
 - Hours
 - Reservations
 - Tables/Seats
 - Offers
 - Notifications
 - Account
 - Help

Show duration in guest confirmation and widget

Should customers be able to reserve in 15, 30, or 60 minute intervals?
30 minutes

LEAD TIME

How many days in advance can a reservation be made?
365 days in advance

How much notice is needed for an online reservation?
2.0 hours

BOOKING LIMIT

Pace your guests. Set the max amount of guests allowed to book per interval

10 : 00	am	-	01 : 00	pm	5	+	🗑️
1 : 00	pm	-	05 : 00	pm	4	+	🗑️

+ Booking limit

Address

Other guests names

Other guests addresses

Other guests phone numbers

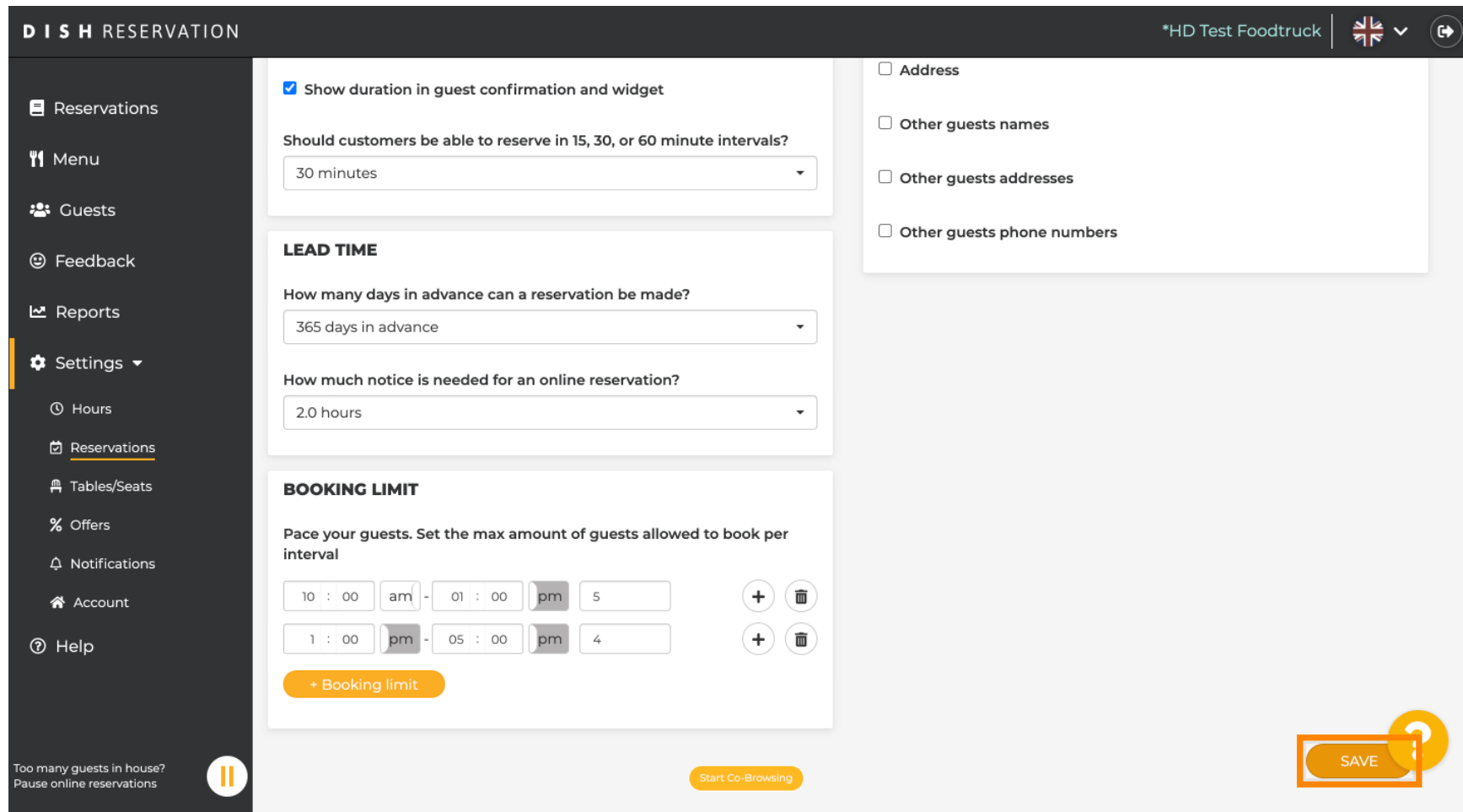
Too many guests in house? Pause online reservations

Start Co-Browsing

SAVE ?



Nadat u alle toegestane gastlimieten per tijdsinterval hebt ingesteld, klikt u op **opslaan** om ze te activeren.

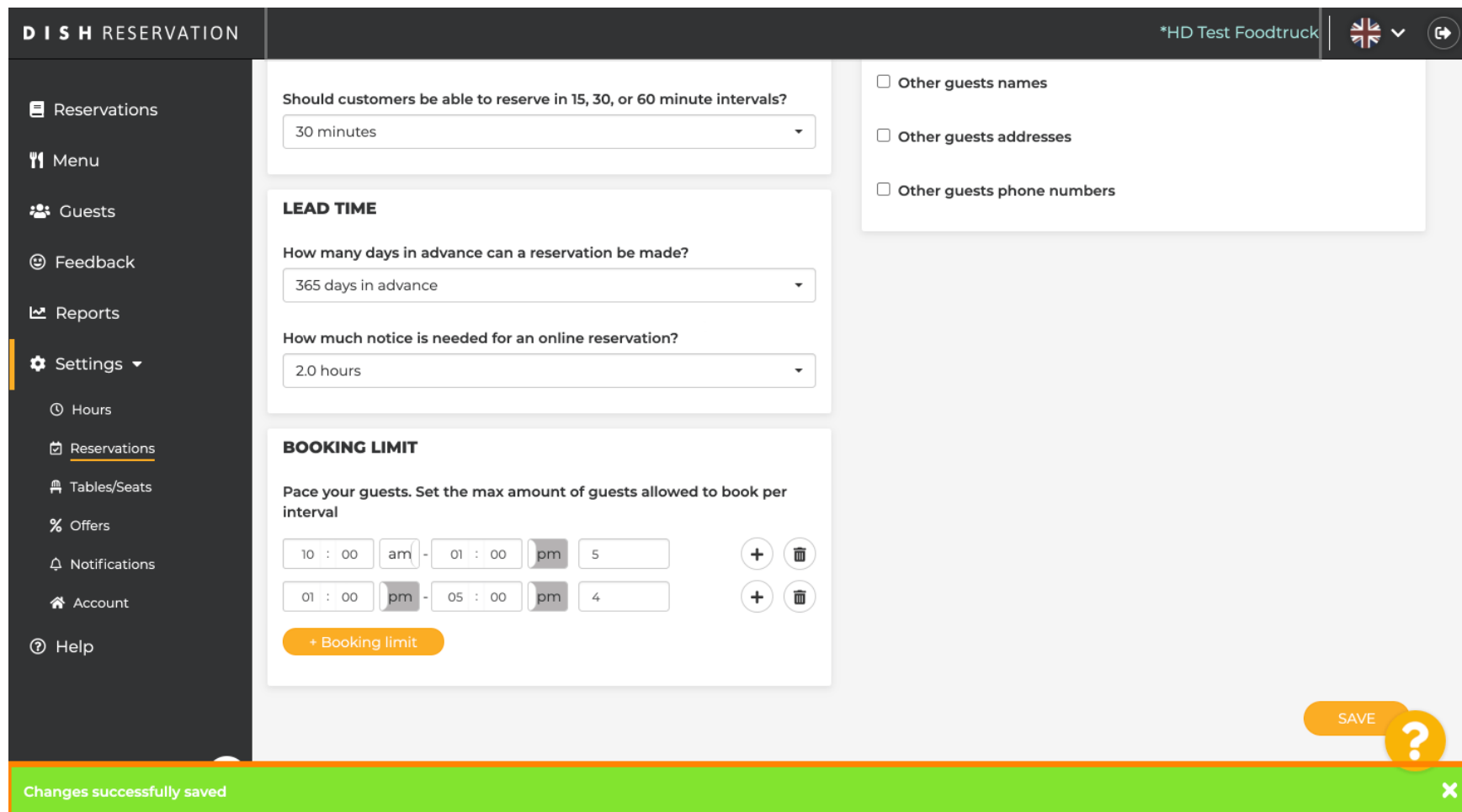


The screenshot shows the DISH RESERVATION settings page for a location named '*HD Test Foodtruck'. The interface is divided into several sections:

- Settings Menu:** A sidebar on the left contains navigation options: Reservations, Menu, Guests, Feedback, Reports, Settings (selected), Hours, Reservations (sub-item), Tables/Seats, Offers, Notifications, Account, and Help.
- General Settings:**
 - Show duration in guest confirmation and widget
 - Should customers be able to reserve in 15, 30, or 60 minute intervals? (30 minutes)
- LEAD TIME:**
 - How many days in advance can a reservation be made? (365 days in advance)
 - How much notice is needed for an online reservation? (2.0 hours)
- BOOKING LIMIT:**
 - Pace your guests. Set the max amount of guests allowed to book per interval
 - Interval 1: 10 : 00 am - 01 : 00 pm, 5 guests
 - Interval 2: 1 : 00 pm - 05 : 00 pm, 4 guests
 - + Booking limit button
- Additional Options:**
 - Address
 - Other guests names
 - Other guests addresses
 - Other guests phone numbers
- Bottom Bar:**
 - Too many guests in house? Pause online reservations (Pause icon)
 - Start Co-Browsing button
 - SAVE button (highlighted with a yellow question mark)



Dat is het. De groene bevestigingspop-up onderaan uw scherm geeft aan dat uw boekingslimieten succesvol zijn aangepast.



The screenshot shows the DISH Reservering settings interface. The left sidebar contains navigation options: Reservations, Menu, Guests, Feedback, Reports, Settings (selected), Hours, Reservations, Tables/Seats, Offers, Notifications, Account, and Help. The main content area is divided into sections for reservation settings:

- Should customers be able to reserve in 15, 30, or 60 minute intervals?** (30 minutes)
- LEAD TIME**
 - How many days in advance can a reservation be made? (365 days in advance)
 - How much notice is needed for an online reservation? (2.0 hours)
- BOOKING LIMIT**
 - Pace your guests. Set the max amount of guests allowed to book per interval
 - 10 : 00 am - 01 : 00 pm 5
 - 01 : 00 pm - 05 : 00 pm 4
 - + Booking limit

On the right side, there are checkboxes for: Other guests names, Other guests addresses, and Other guests phone numbers. A "SAVE" button with a question mark icon is visible in the bottom right corner. A green notification bar at the bottom of the screen displays the message "Changes successfully saved" with a close icon.