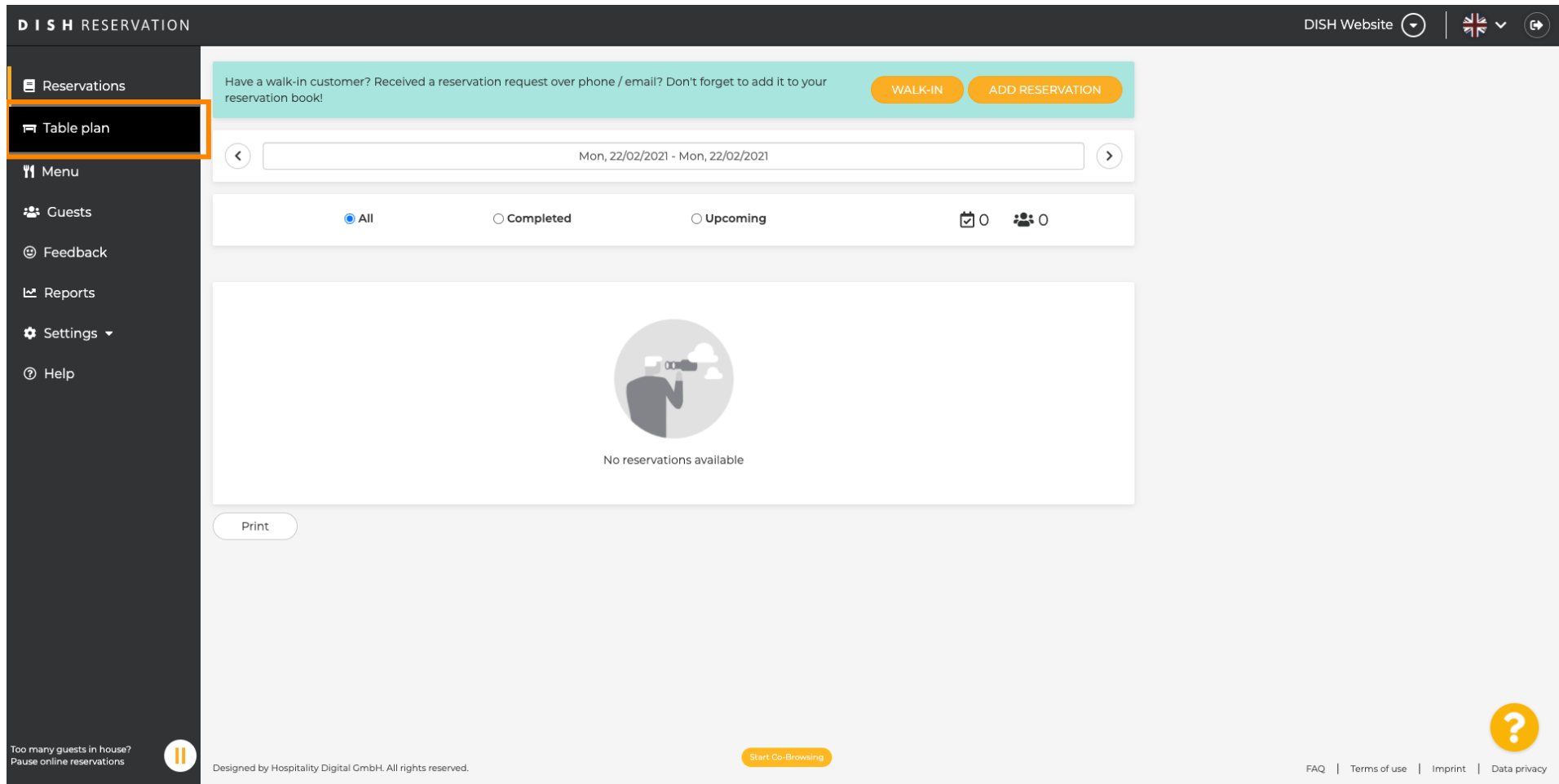


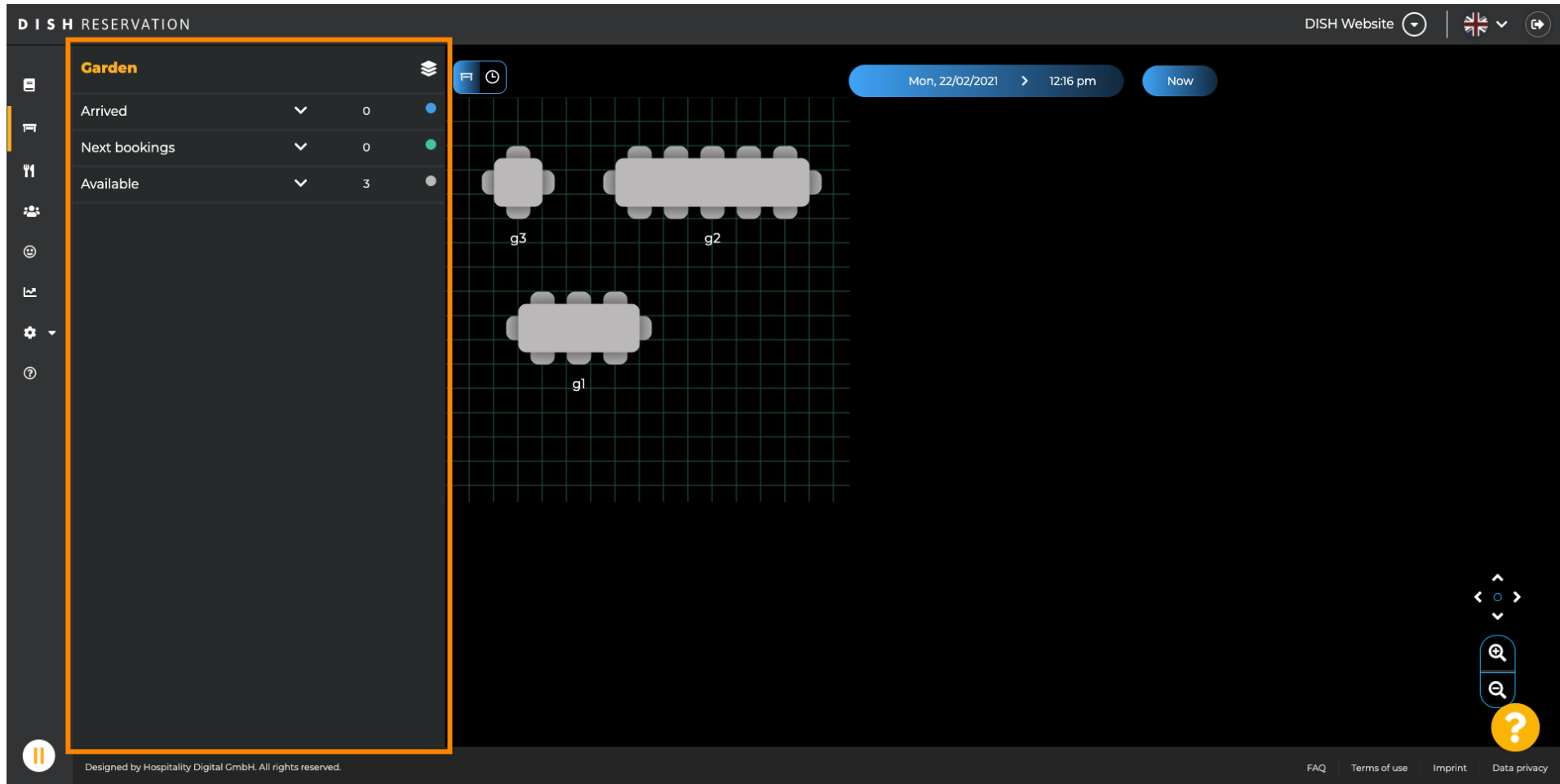


Miután bejelentkezett a DISH Reservation fiókjába, kattintson az **asztaltervre**.



The screenshot displays the DISH Reservation management interface. On the left, a dark sidebar contains navigation options: Reservations, Table plan (highlighted with an orange box), Menu, Guests, Feedback, Reports, Settings, and Help. The main content area features a teal banner with the text "Have a walk-in customer? Received a reservation request over phone / email? Don't forget to add it to your reservation book!" and buttons for "WALK-IN" and "ADD RESERVATION". Below this is a date range selector set to "Mon, 22/02/2021 - Mon, 22/02/2021" and filter options for "All", "Completed", and "Upcoming". A central message states "No reservations available" with an icon of a person looking through binoculars. At the bottom, there is a "Print" button, a "Start Co-Browsing" button, and a help icon. The footer includes copyright information, a disclaimer, and links for FAQ, Terms of use, Imprint, and Data privacy.

 Ekkor megjelenik a táblázatterv utoljára szerkesztett területe.

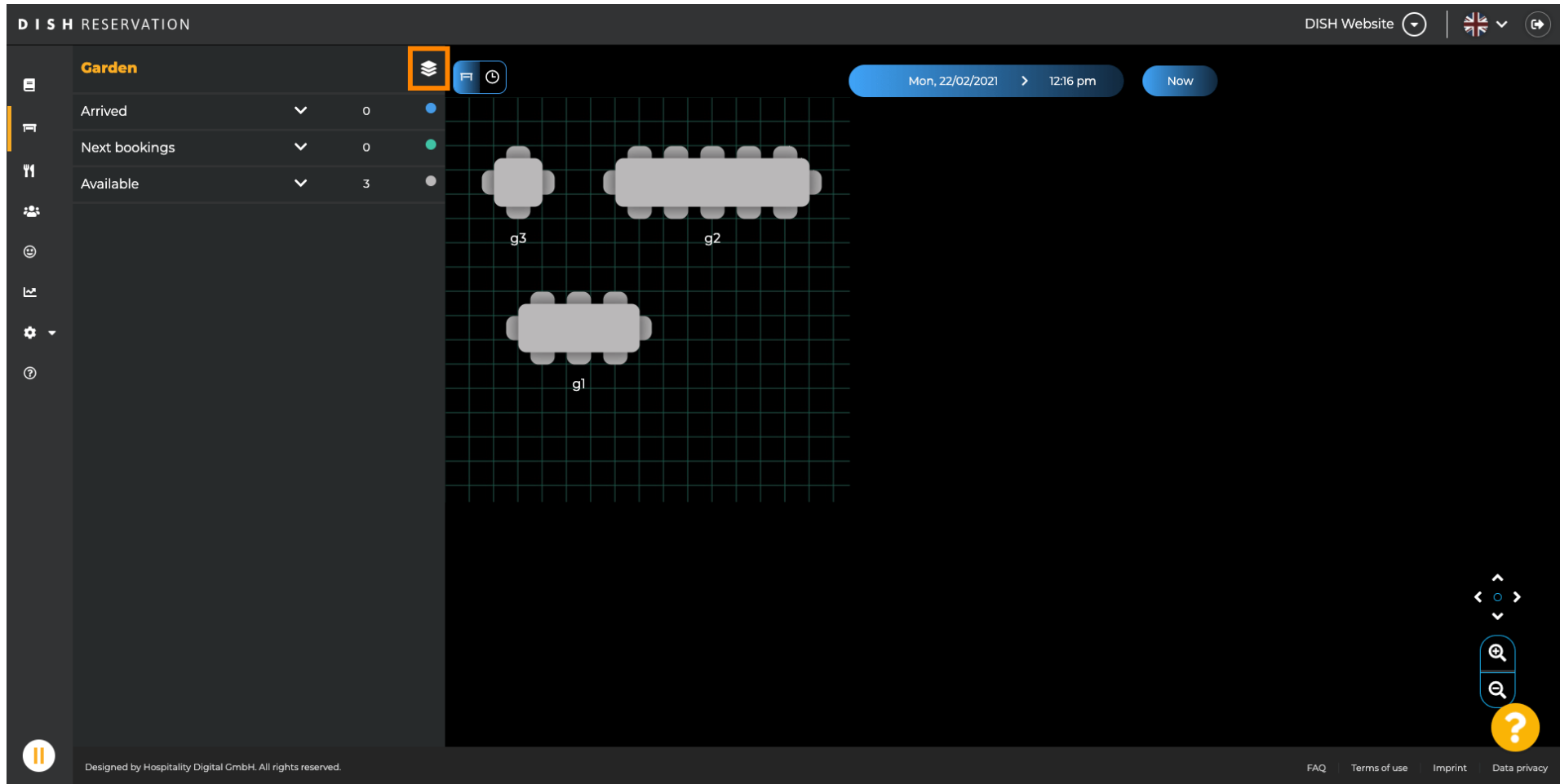


The screenshot displays the DISH RESERVATION interface. On the left, a sidebar menu is highlighted with an orange border, showing the 'Garden' section. The sidebar contains the following items:

- Home icon
- Calendar icon
- Utensils icon
- Group of people icon
- Smiley face icon
- Table icon
- Settings gear icon
- Help icon

The main area shows a table layout on a grid. Three tables are visible, labeled g1, g2, and g3. The top right of the main area displays the date and time: 'Mon, 22/02/2021 > 12:16 pm' and a 'Now' button. The bottom right corner features navigation icons (back, forward, search, zoom) and a yellow question mark icon. The footer contains the text 'Designed by Hospitality Digital GmbH. All rights reserved.' and links for 'FAQ', 'Terms of use', 'Imprint', and 'Data privacy'.

Másik terület kiválasztásához kattintson a **terület ikonra**.



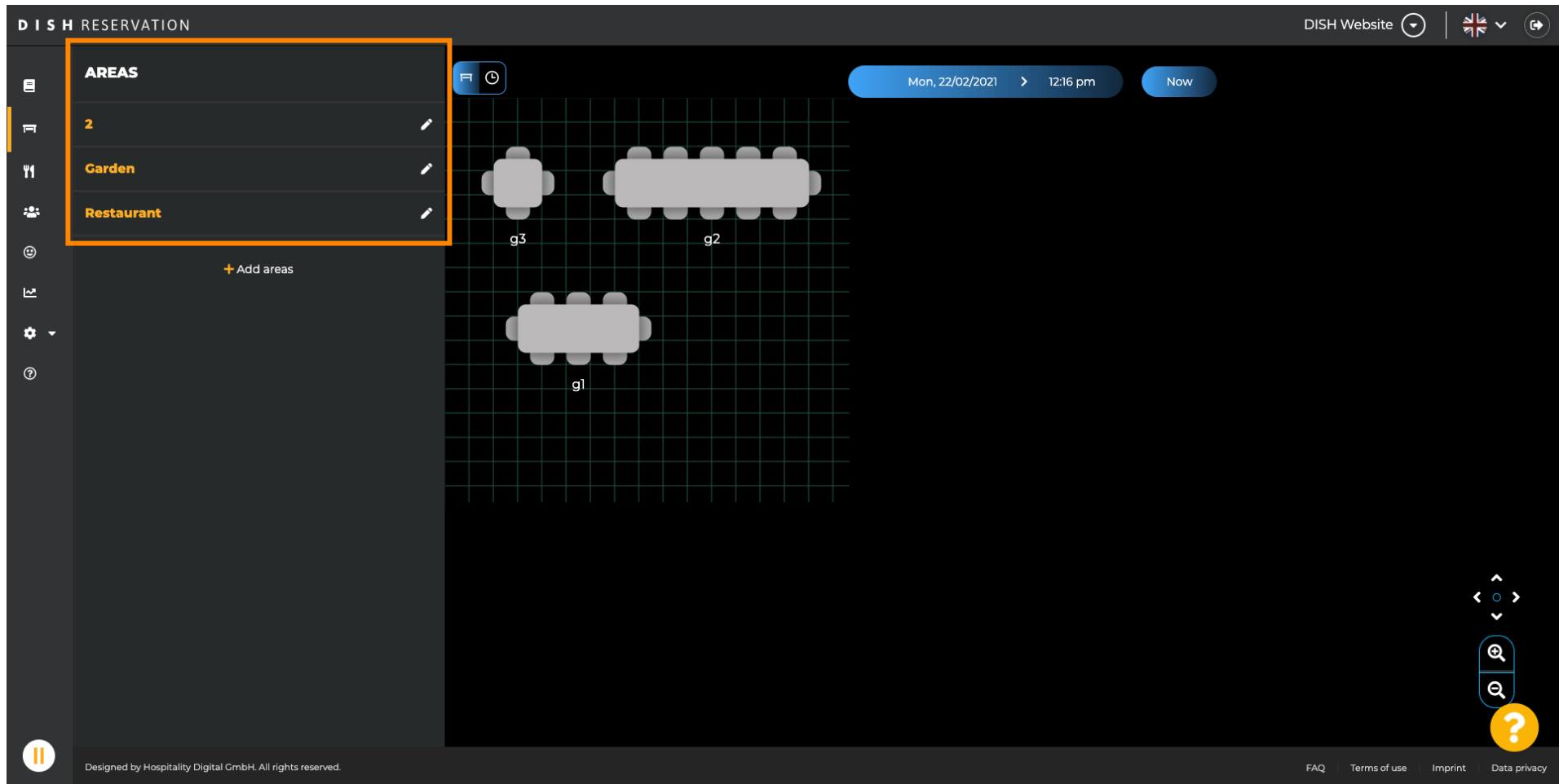
The screenshot displays the DISH RESERVATION interface. On the left, a sidebar shows the 'Garden' area with a table of reservation statistics:

Category	Count	Status
Arrived	0	Blue dot
Next bookings	0	Green dot
Available	3	Grey dot

The main area shows a grid with three tables labeled g1, g2, and g3. The top navigation bar indicates the date 'Mon, 22/02/2021' and time '12:16 pm'. A 'Now' button is also visible. The bottom right corner contains navigation icons and a help icon.

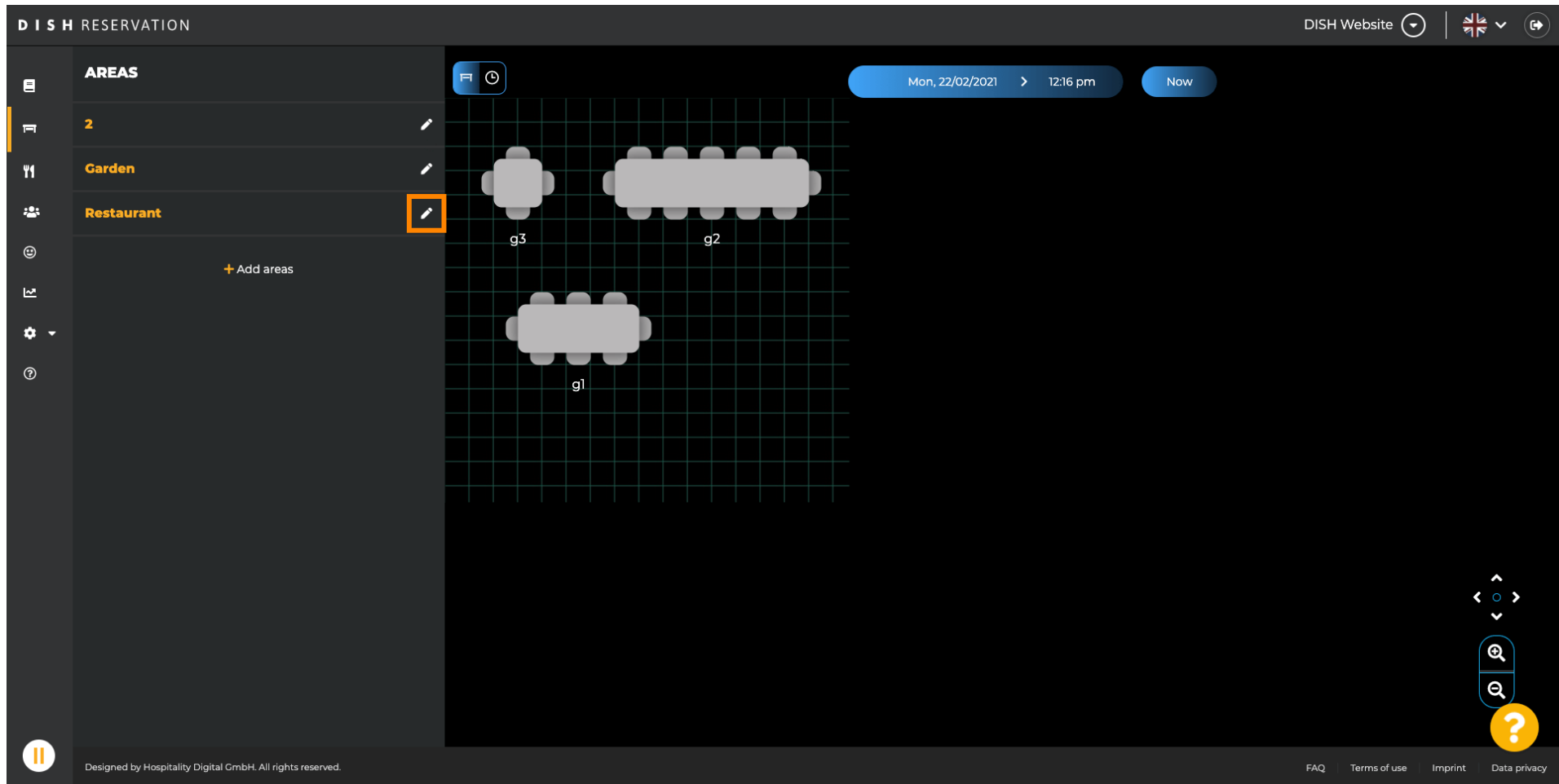


Most az összes területe megjelenik.



The screenshot displays the DISH RESERVATION interface. On the left, a sidebar titled 'AREAS' is highlighted with an orange border, listing '2', 'Garden', and 'Restaurant' with edit icons. Below the list is a '+ Add areas' button. The main workspace features a grid with three table icons labeled 'g1', 'g2', and 'g3'. The top right corner shows 'DISH Website', a date/time selector for 'Mon, 22/02/2021 12:16 pm', and a 'Now' button. The bottom right corner contains navigation and help icons, including a yellow question mark icon. The footer includes 'Designed by Hospitality Digital GmbH. All rights reserved.' and links for 'FAQ', 'Terms of use', 'Imprint', and 'Data privacy'.

Válassza ki a szerkeszteni kívánt területet a **ceruza ikonra kattintva** .

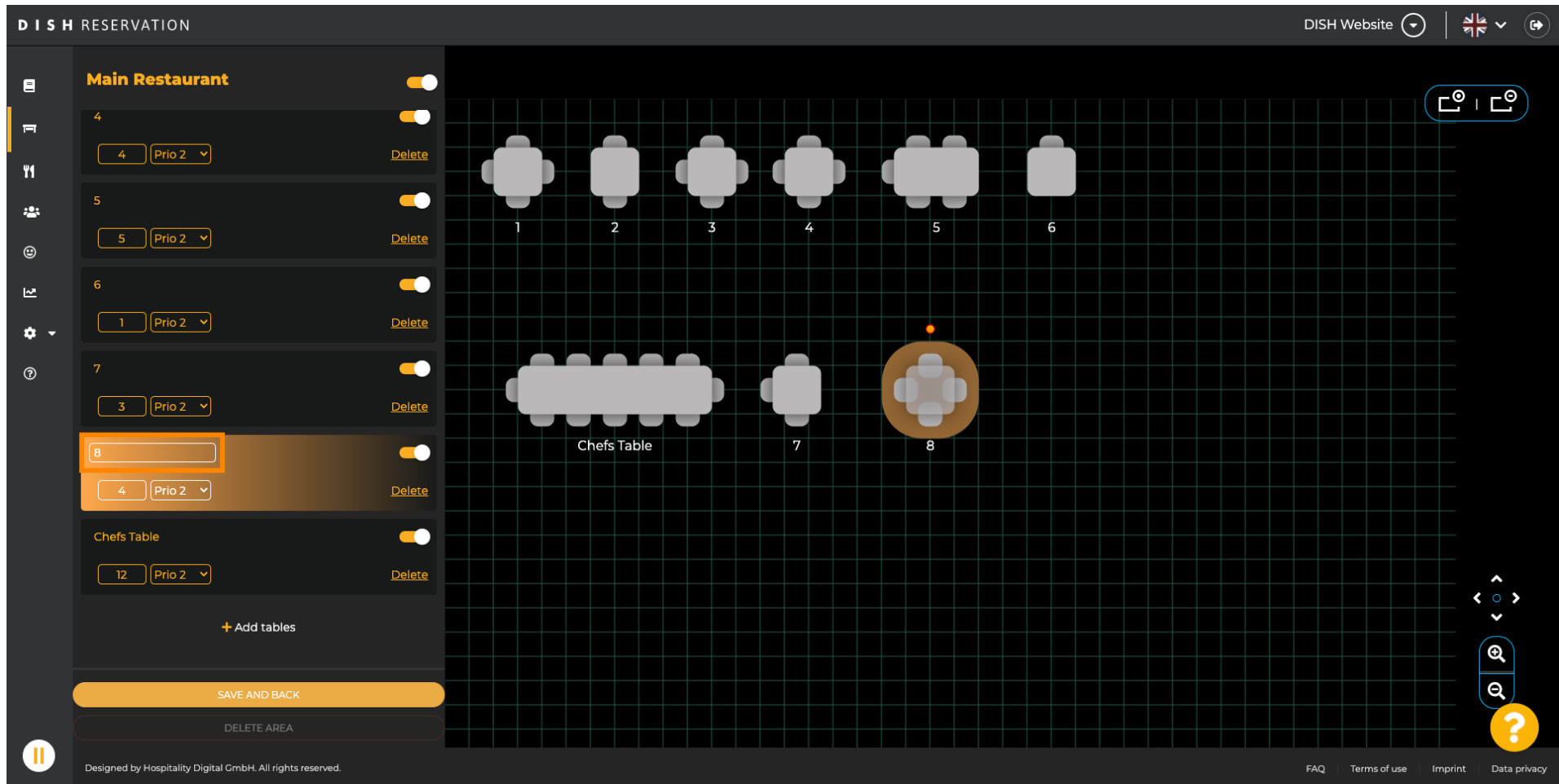




A kiválasztott terület most megjelenik.

The screenshot displays the DISH RESERVATION interface for editing a restaurant table layout. On the left, a sidebar titled "Restaurant" contains six table configuration entries, each with a table number, a "Prio 2" dropdown, and a "Delete" button. Below these is an "Add tables" button. At the bottom of the sidebar are "SAVE AND BACK" and "DELETE AREA" buttons. The main area is a dark grid with eight table icons labeled 1 through 8. Table 4 is highlighted with a blue border, indicating it is selected. The text "Chefs Table" is positioned below table 4. The top right corner shows "DISH Website" and navigation icons. The bottom right corner features a help icon (question mark) and navigation controls. The footer includes the text "Designed by Hospitality Digital GmbH. All rights reserved." and links for "FAQ", "Terms of use", "Imprint", and "Data privacy".

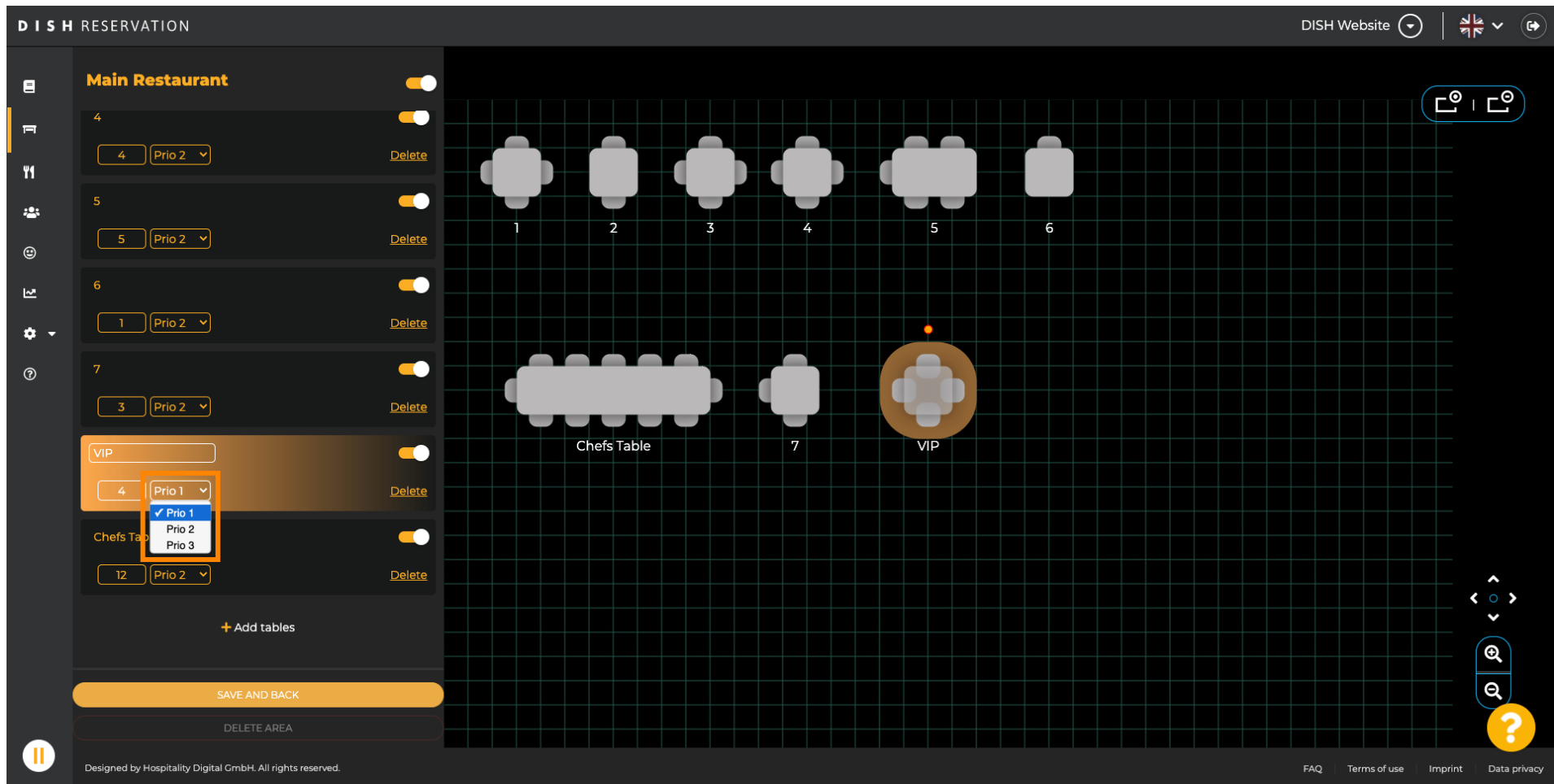
 **Egy tábla nevének** megváltoztatásához írjon be egy új nevet a kiválasztott tábla felső mezőjébe.



The screenshot displays the DISH RESERVATION interface for editing a restaurant layout. On the left, a sidebar lists various table types with their respective counts and priority levels. The main area shows a grid of table icons, with table 8 (a square table) highlighted in orange and labeled 'Chefs Table'. The interface includes a 'SAVE AND BACK' button and a 'DELETE AREA' button at the bottom. The footer contains copyright information and links for FAQ, Terms of use, Imprint, and Data privacy.



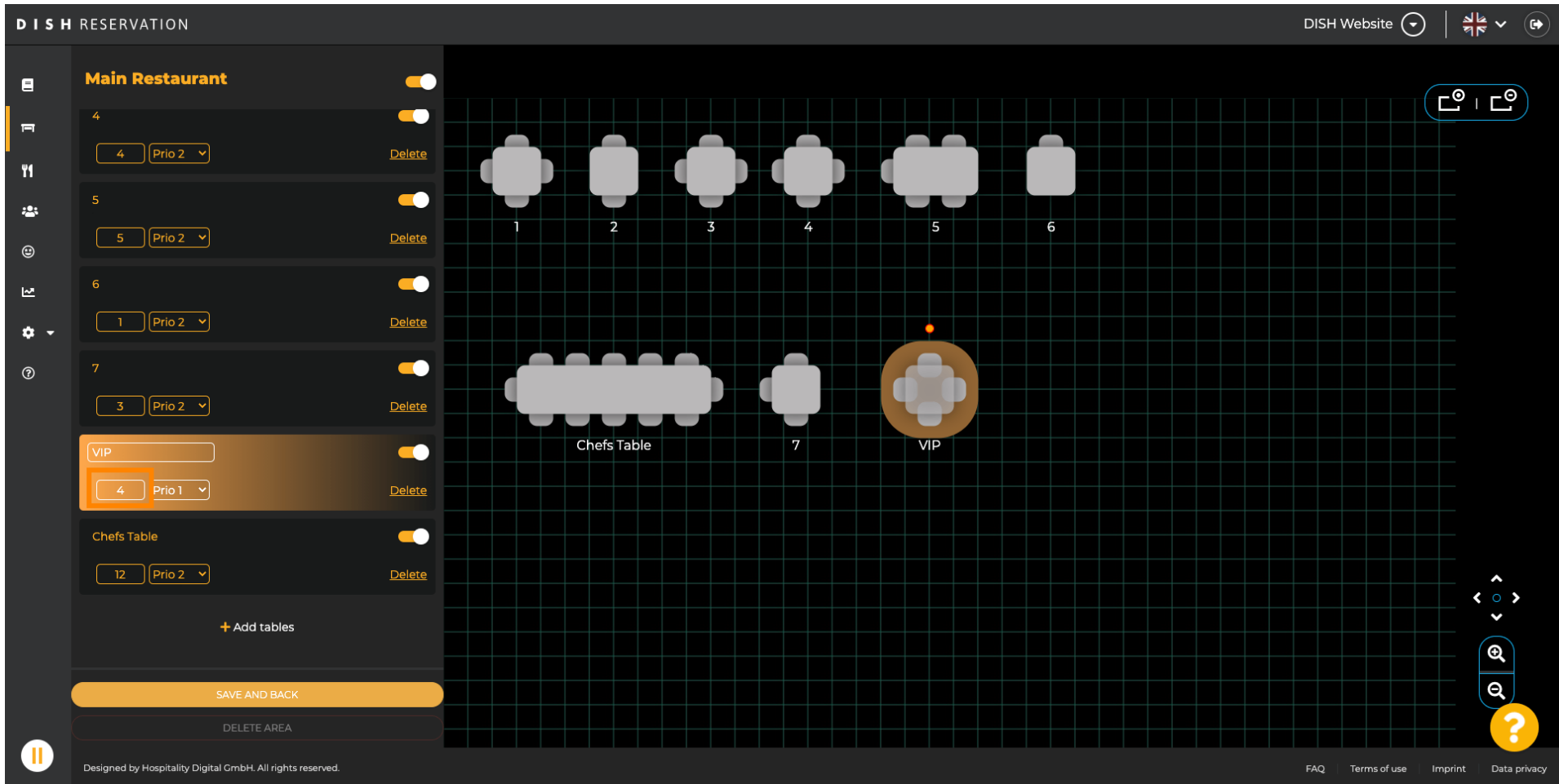
A **prioritás** módosításához kattintson a legördülő menüre, és válassza ki a kívánt prioritást.  
Megjegyzés: A magas prioritású asztalokhoz először automatikusan hozzárendelődnek a foglalások.



The screenshot displays the DISH RESERVATION interface for a restaurant. On the left, a sidebar lists tables for the 'Main Restaurant' and a 'VIP' section. Each table entry includes a size (e.g., 4, 5, 6, 7, 12) and a priority level (Prio 1, Prio 2, Prio 3). The 'VIP' table with size 4 is currently selected, and its priority dropdown menu is open, showing 'Prio 1' as the selected option. The main area shows a grid layout of tables, with the 'VIP' table highlighted in orange. The interface includes a 'SAVE AND BACK' button and a 'DELETE AREA' button at the bottom. The footer contains the text 'Designed by Hospitality Digital GmbH. All rights reserved.' and links for 'FAQ', 'Terms of use', 'Imprint', and 'Data privacy'.



 A **férőhelyek számának** módosításához írja be a számot a prioritási mező melletti mezőbe.



The screenshot displays the DISH RESERVATION interface for a restaurant. On the left, a sidebar lists table types and their configurations:

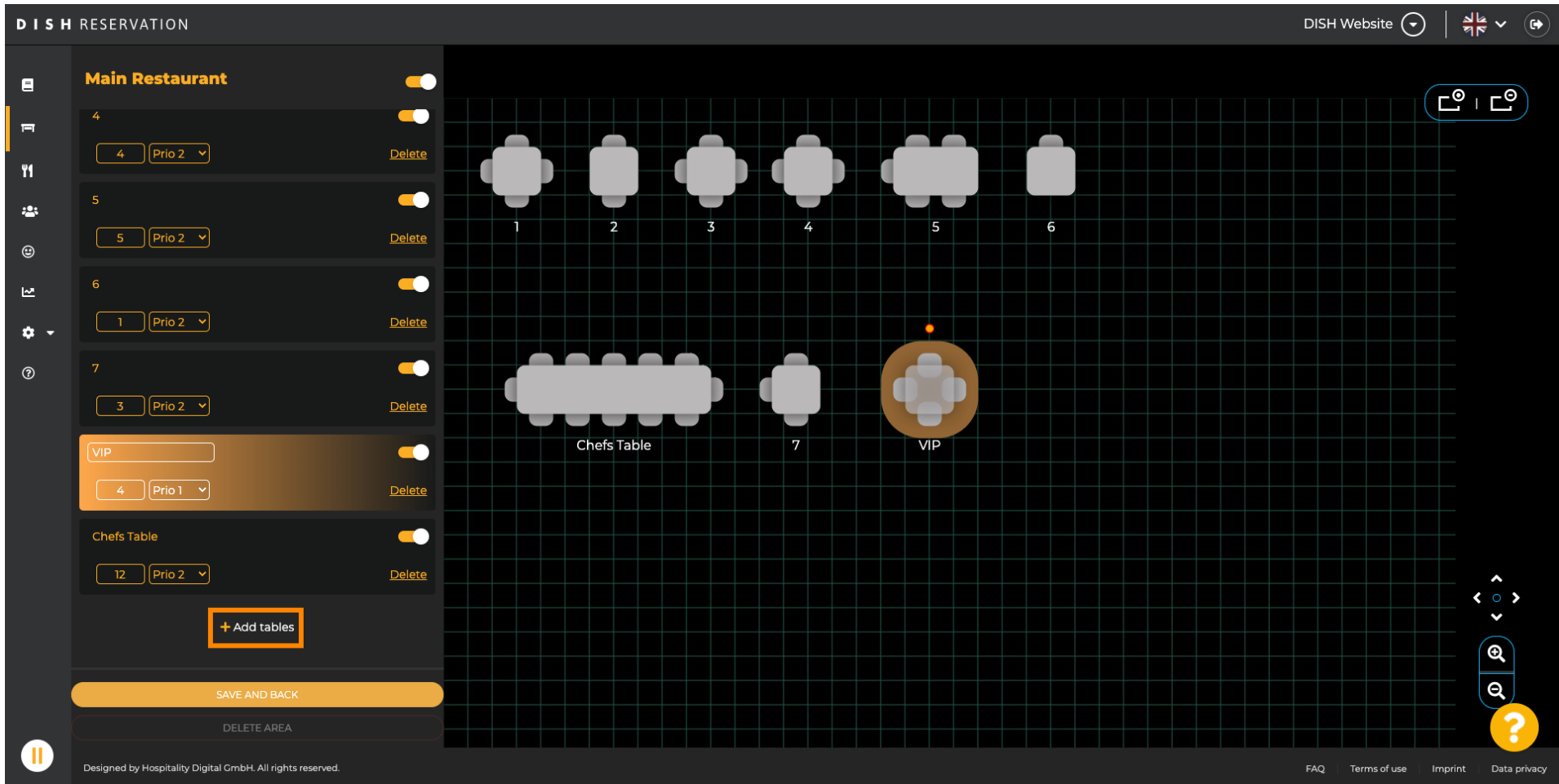
- Main Restaurant** (toggle on):
  - 4 tables, Prio 2, Delete
  - 5 tables, Prio 2, Delete
  - 6 tables, Prio 2, Delete
  - 7 tables, Prio 2, Delete
  - VIP** (highlighted): 4 tables, Prio 1, Delete
  - Chefs Table: 12 tables, Prio 2, Delete
- + Add tables** button
- SAVE AND BACK** button
- DELETE AREA** button

The main area shows a grid floor plan with several tables placed:

- Tables 1-6 in the top row.
- Chefs Table and table 7 in the middle row.
- VIP table in the bottom row, highlighted with a red circle.

Navigation and utility icons are visible in the top right and bottom right corners.

 **A + táblázatok hozzáadása** gombra kattintva új táblázatot ad hozzá ehhez a területhez.



The screenshot displays the DISH RESERVATION interface for a 'Main Restaurant'. On the left, a sidebar lists table configurations:

- 4 tables, Prio 2, Delete
- 5 tables, Prio 2, Delete
- 6 tables, Prio 2, Delete
- 7 tables, Prio 2, Delete
- VIP table, Prio 1, Delete
- Chefs Table, Prio 2, Delete

The main workspace shows a grid with several tables placed on it, including a 'Chefs Table' and a 'VIP' table. The '+ Add tables' button in the sidebar is highlighted with an orange box. At the bottom of the sidebar, there are buttons for 'SAVE AND BACK' and 'DELETE AREA'. The footer includes the text 'Designed by Hospitality Digital GmbH. All rights reserved.' and links for 'FAQ', 'Terms of use', 'Imprint', and 'Data privacy'.

Adja meg a **nevet**, az **ülőhelyek számát** és a **prioritást** az új asztal beállításához.

The screenshot displays the DISH RESERVATION interface for the 'Main Restaurant'. On the left, a sidebar allows for configuring tables. The '8' table configuration is highlighted in orange, showing a name field with '8', a priority dropdown set to 'Prio 3', and a 'Delete' button. Below the sidebar are buttons for '+ Add tables', 'SAVE AND BACK', and 'DELETE AREA'. The main area is a grid with columns numbered 1 to 6. On the grid, several table icons are placed: a long 'Chefs Table' on columns 1-3, a small square table '7' on column 4, a long 'VIP' table on columns 5-6, and a circular table '8' on column 5. The top right of the interface shows 'DISH Website' and navigation icons. The bottom right has a help icon and a footer with 'Designed by Hospitality Digital GmbH. All rights reserved.', 'FAQ', 'Terms of use', 'Imprint', and 'Data privacy'.

Most húzza át az új táblázatot az Ön által választott pozícióba.

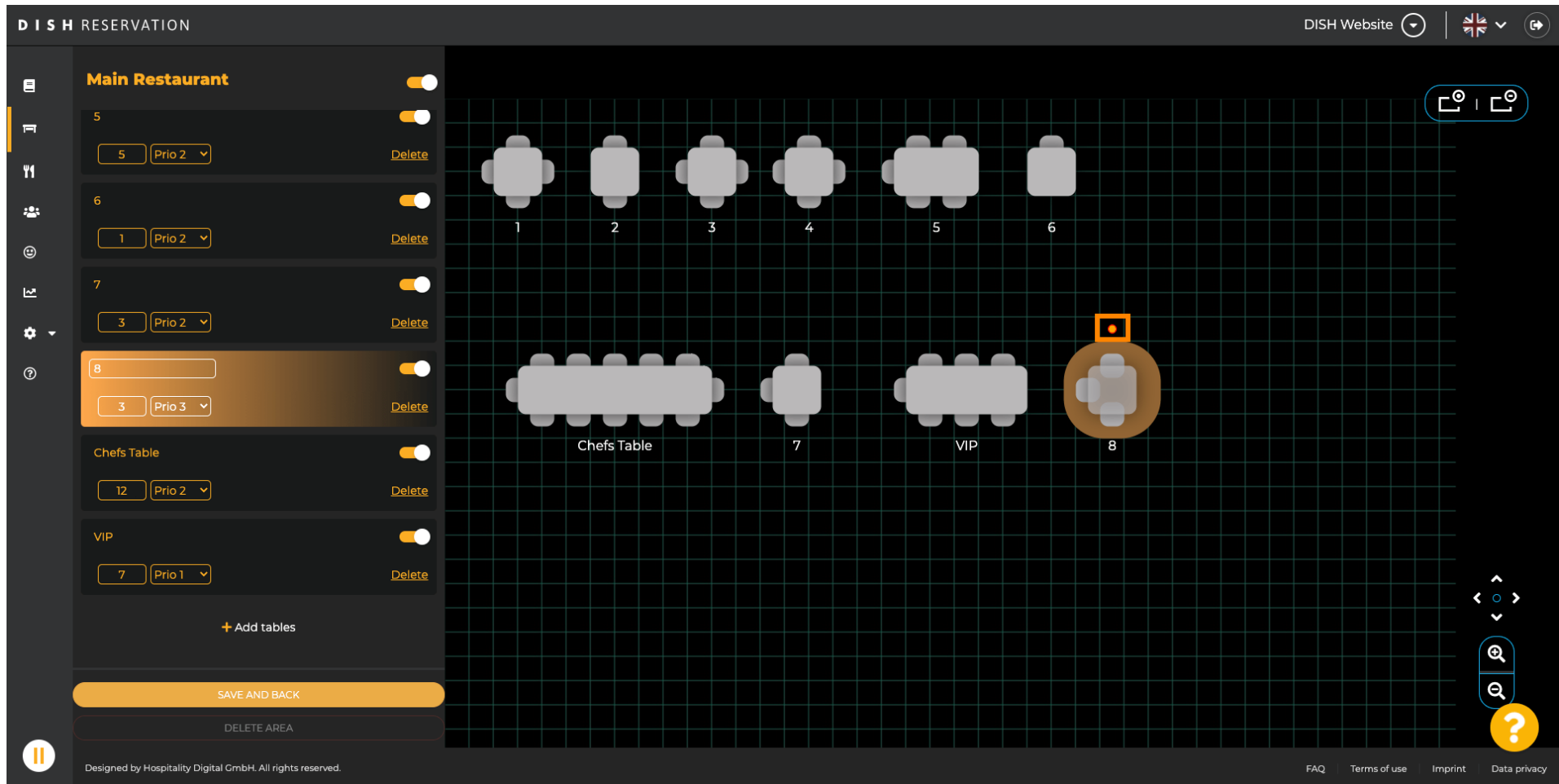
The screenshot displays the DISH RESERVATION interface for editing a restaurant layout. On the left, a sidebar lists various table types and their configurations:

- Main Restaurant** (4, Prio 2)
- 5** (5, Prio 2)
- 6** (1, Prio 2)
- 7** (3, Prio 2)
- 8** (3, Prio 3) - This table is highlighted with an orange background and a white border, indicating it is the selected table to be moved.
- Chefs Table** (12, Prio 2)
- VIP**

The main area shows a grid layout of tables on a dark background. The tables are numbered 1 through 8. Table 8 is currently highlighted with an orange border, and a small orange dot is visible above it, indicating it is the table to be moved. The grid also shows larger tables labeled "Chefs Table" and "VIP".

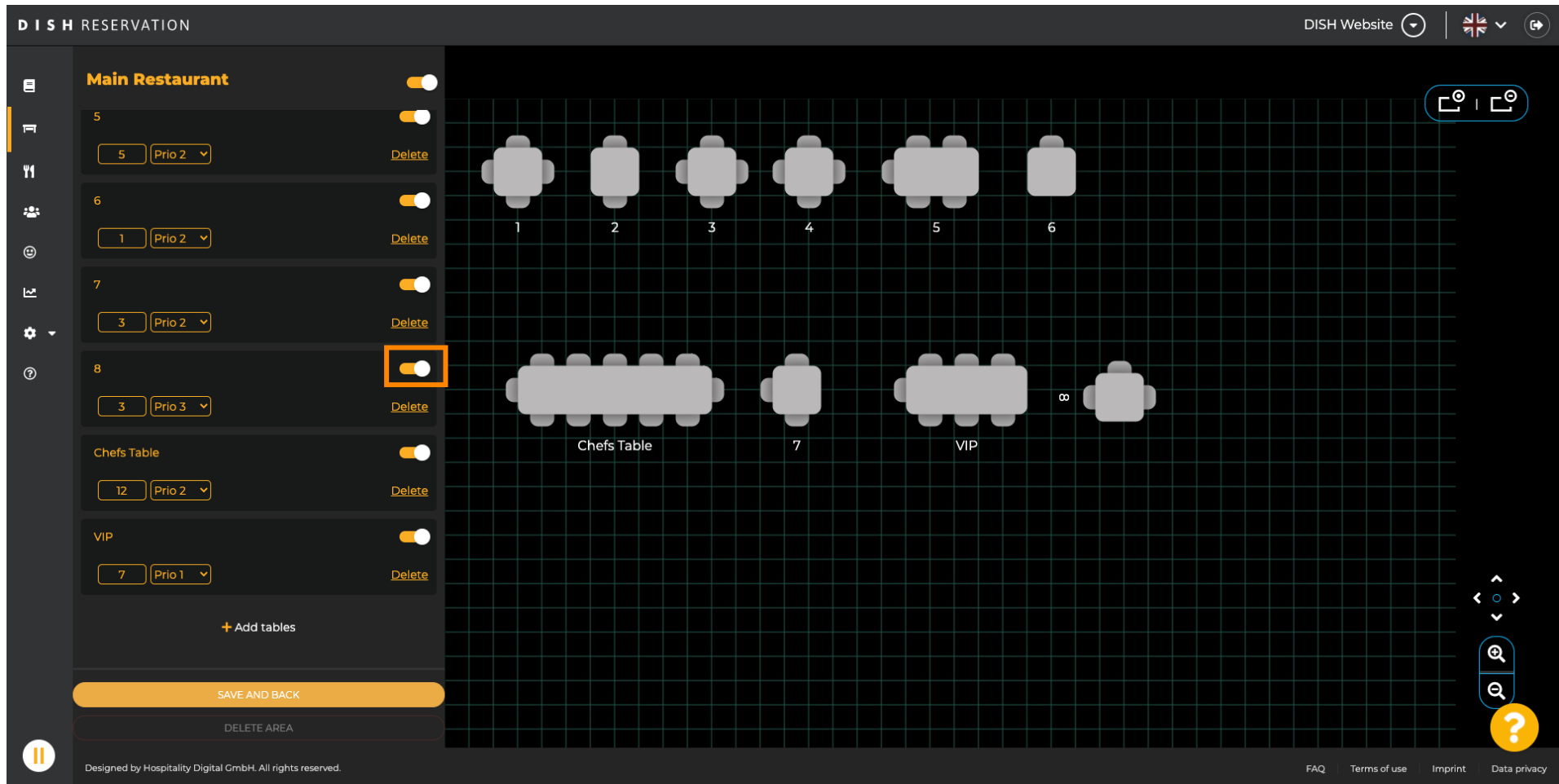
At the bottom of the interface, there are buttons for "SAVE AND BACK" and "DELETE AREA". The footer includes the text "Designed by Hospitality Digital GmbH. All rights reserved." and links for "FAQ", "Terms of use", "Imprint", and "Data privacy".

 Az asztal a tetején lévő **narancssárga kör** húzásával forgatható.



The screenshot displays the DISH RESERVATION interface for editing a restaurant layout. On the left, a sidebar lists table configurations for the 'Main Restaurant', including tables with 5, 6, 7, and 8 seats, along with 'Chefs Table' and 'VIP' tables. Each configuration has a 'Delete' button and a priority dropdown. The main area shows a grid with table icons numbered 1 through 8. Table 8 is highlighted with an orange circle and a square handle on top, indicating it is selected for rotation. The interface also features a 'SAVE AND BACK' button, a 'DELETE AREA' button, and a help icon.

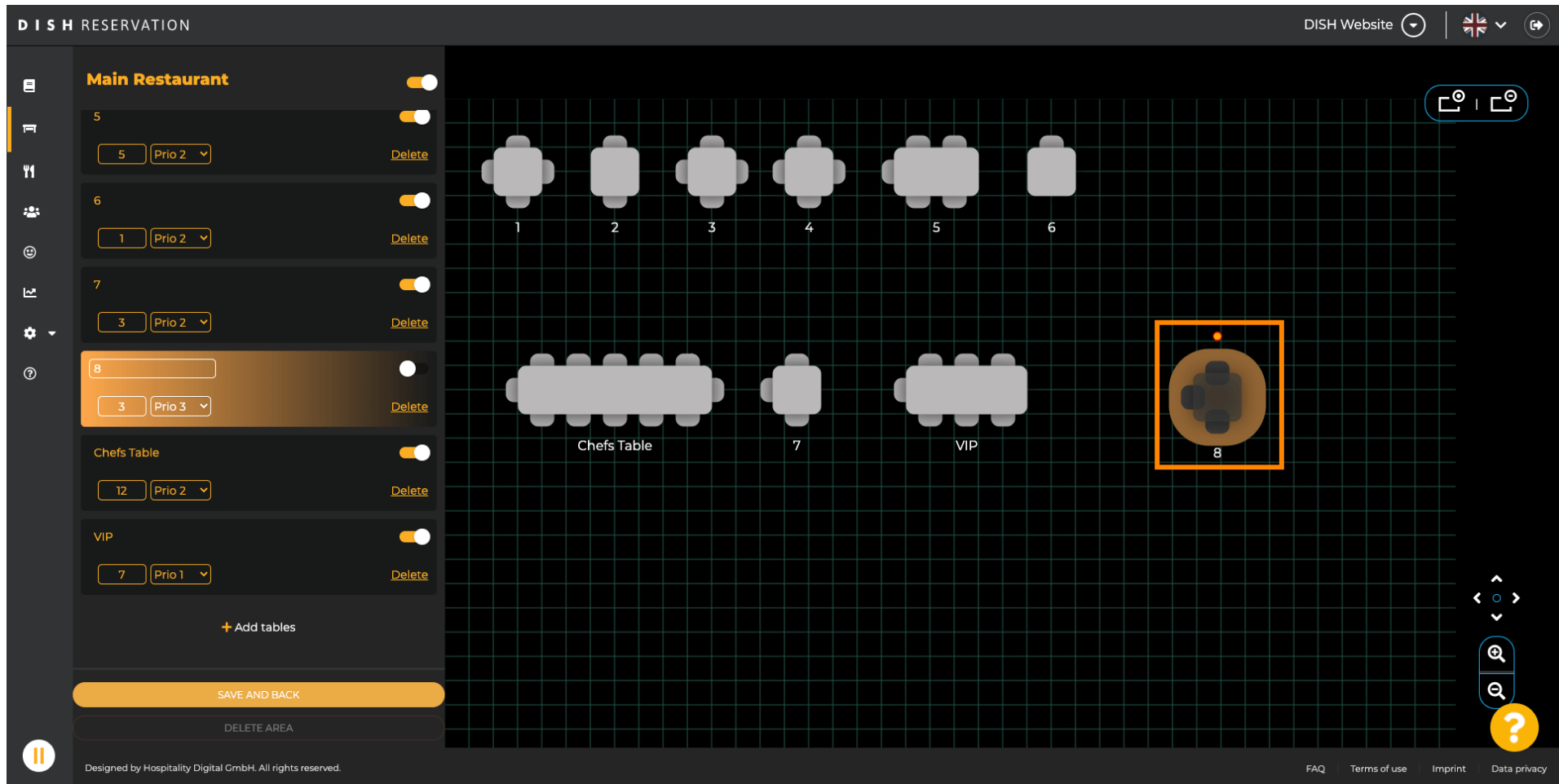
Ha egy asztalt ideiglenesen nem szeretne foglalásokhoz rendelni, kapcsolja ki a **csúszkával**.



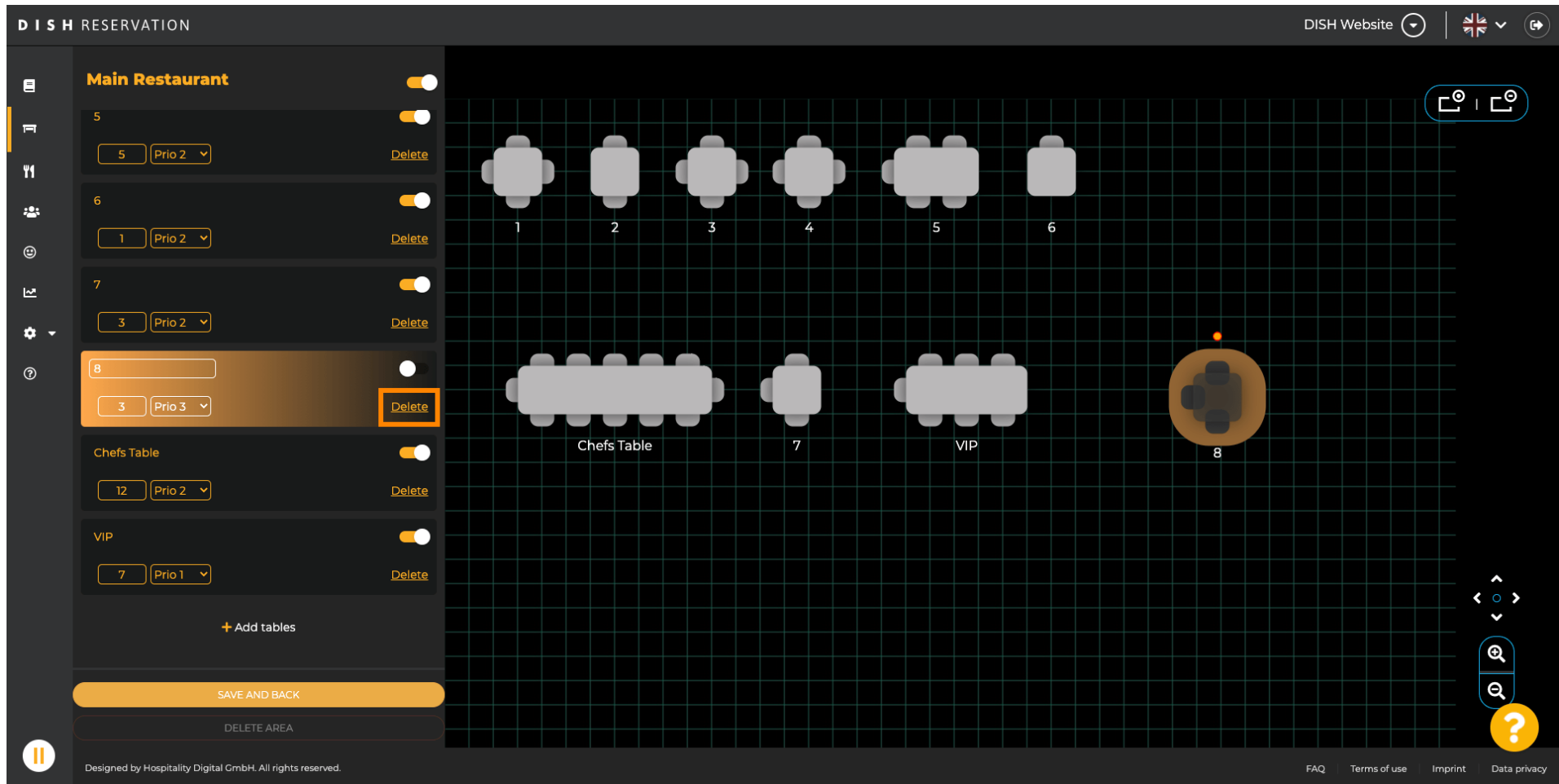
The screenshot displays the DISH RESERVATION interface for editing a restaurant layout. On the left, a sidebar lists tables for the 'Main Restaurant' with their respective counts and priorities. Each table entry has a toggle switch and a 'Delete' button. Table 8's toggle switch is highlighted with an orange box, indicating it is currently turned off. The main area shows a grid with table icons placed on it, including a 'Chefs Table', table 7, a 'VIP' table, and table 8. At the bottom, there are buttons for 'SAVE AND BACK' and 'DELETE AREA'. The footer contains copyright information and links for FAQ, Terms of use, Imprint, and Data privacy.



Az asztal deaktiválása után a színe elsötétül, és az asztal félre lesz állítva.



Ha egy táblázatot el kell távolítani egy területről, kattintson a **törlés** gombra .

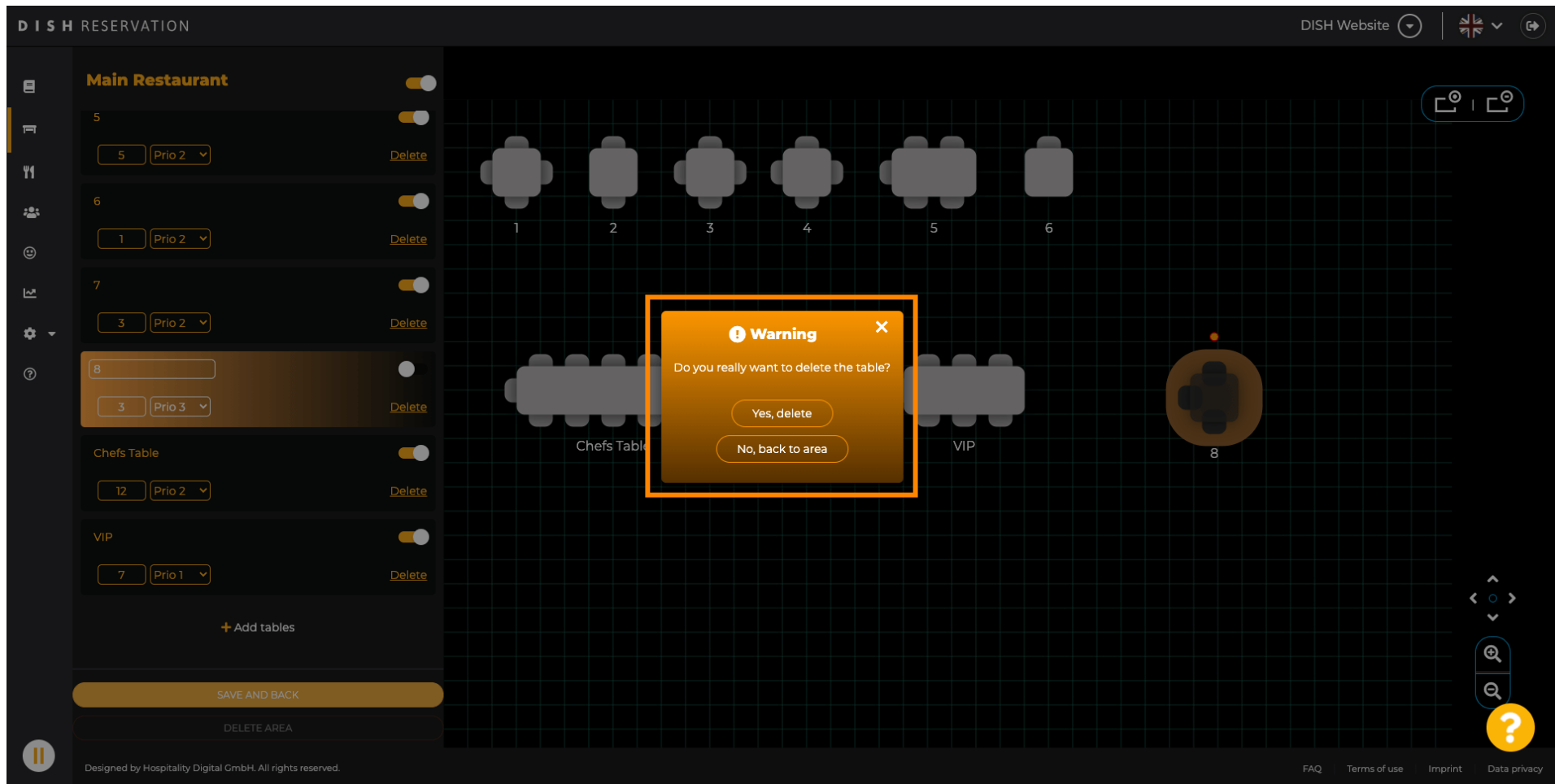


The screenshot displays the DISH RESERVATION interface for editing a restaurant layout. On the left, a sidebar lists table configurations for the 'Main Restaurant'. Each configuration includes a table number, a priority dropdown, and a 'Delete' button. The configuration for table 8 is currently selected and highlighted in orange, with its 'Delete' button also highlighted. The main area shows a grid with table icons numbered 1 through 8. Table 8 is a large circular table. At the bottom of the sidebar, there are buttons for '+ Add tables', 'SAVE AND BACK', and 'DELETE AREA'. The footer contains the text 'Designed by Hospitality Digital GmbH. All rights reserved.' and links for 'FAQ', 'Terms of use', 'Imprint', and 'Data privacy'.





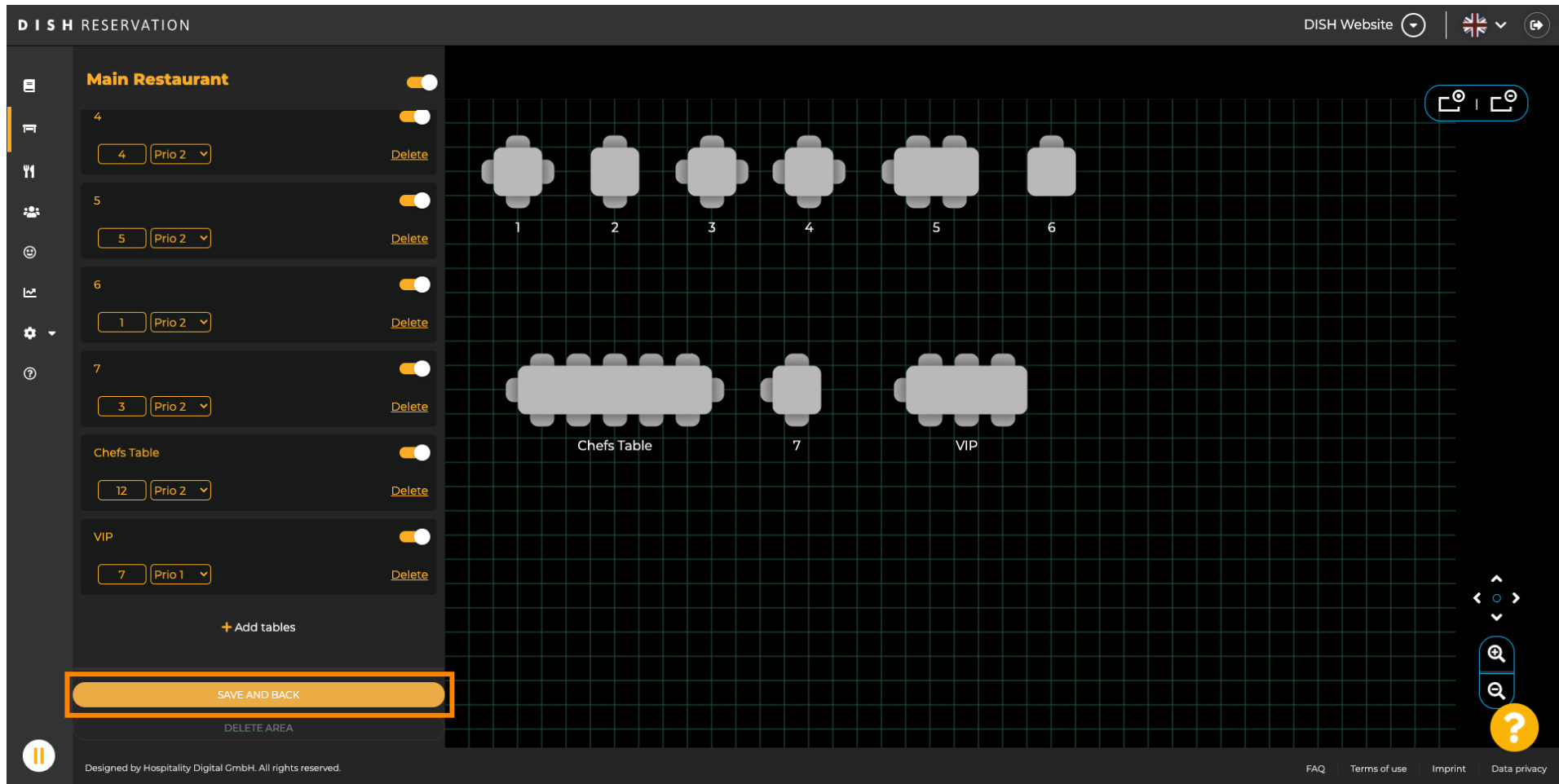
Vagy erősítse meg a műveletet az **igen gombra kattintva**, törölje vagy utasítsa el a műveletet a **nem gombra kattintva**, vissza a területre .



The screenshot displays the DISH RESERVATION interface. On the left, there is a sidebar for 'Main Restaurant' with a list of tables (5, 6, 7, 8, Chefs Table, VIP) and their respective priorities. Table 8 is currently selected. The main area shows a grid-based table layout with icons for tables 1 through 8. A warning dialog box is overlaid on the grid, asking 'Do you really want to delete the table?' with two options: 'Yes, delete' and 'No, back to area'. The dialog box is highlighted with a yellow border. At the bottom of the interface, there are buttons for 'SAVE AND BACK' and 'DELETE AREA', along with a footer containing copyright information and links for FAQ, Terms of use, Imprint, and Data privacy.

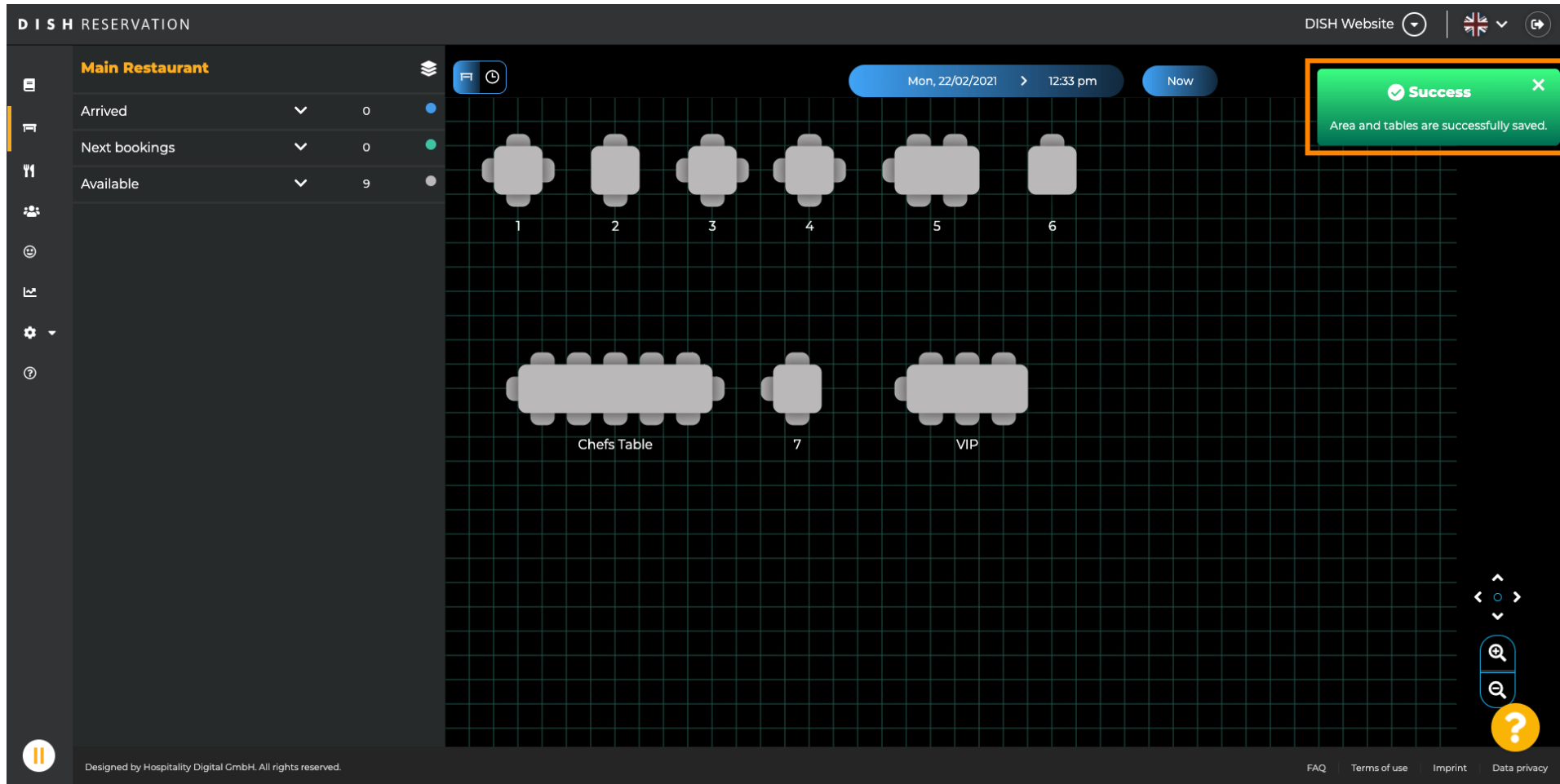


Ha végezt a táblázatok szerkesztésével és hozzáadásával, kattintson a **Mentés és vissza** gombra .



The screenshot displays the DISH RESERVATION interface. On the left, a sidebar titled 'Main Restaurant' contains configuration options for various table types, each with a toggle switch, a 'Delete' button, and a 'Prio' dropdown menu. The table types listed are: 4 (Prio 2), 5 (Prio 2), 6 (Prio 2), 7 (Prio 2), Chefs Table (Prio 2), and VIP (Prio 1). Below these options is a '+ Add tables' button and a highlighted 'SAVE AND BACK' button. The main area shows a grid with table icons numbered 1 through 7, and specific labels for 'Chefs Table' and 'VIP'. The bottom of the sidebar also features a 'DELETE AREA' and a footer with the text 'Designed by Hospitality Digital GmbH. All rights reserved.' and links for 'FAQ', 'Terms of use', 'Imprint', and 'Data privacy'.

 A zöld felugró ablak azt jelzi, hogy sikeresen elmentette a változtatásokat.



The screenshot displays the DISH RESERVATION interface for a restaurant. On the left, a sidebar shows the 'Main Restaurant' status with metrics: Arrived (0), Next bookings (0), and Available (9). The main area features a grid-based table layout with tables numbered 1 through 7. Table 7 is labeled 'Chefs Table' and 'VIP'. A green success message box in the top right corner states: 'Success Area and tables are successfully saved.' The interface also shows the date 'Mon, 22/02/2021' and time '12:33 pm'.