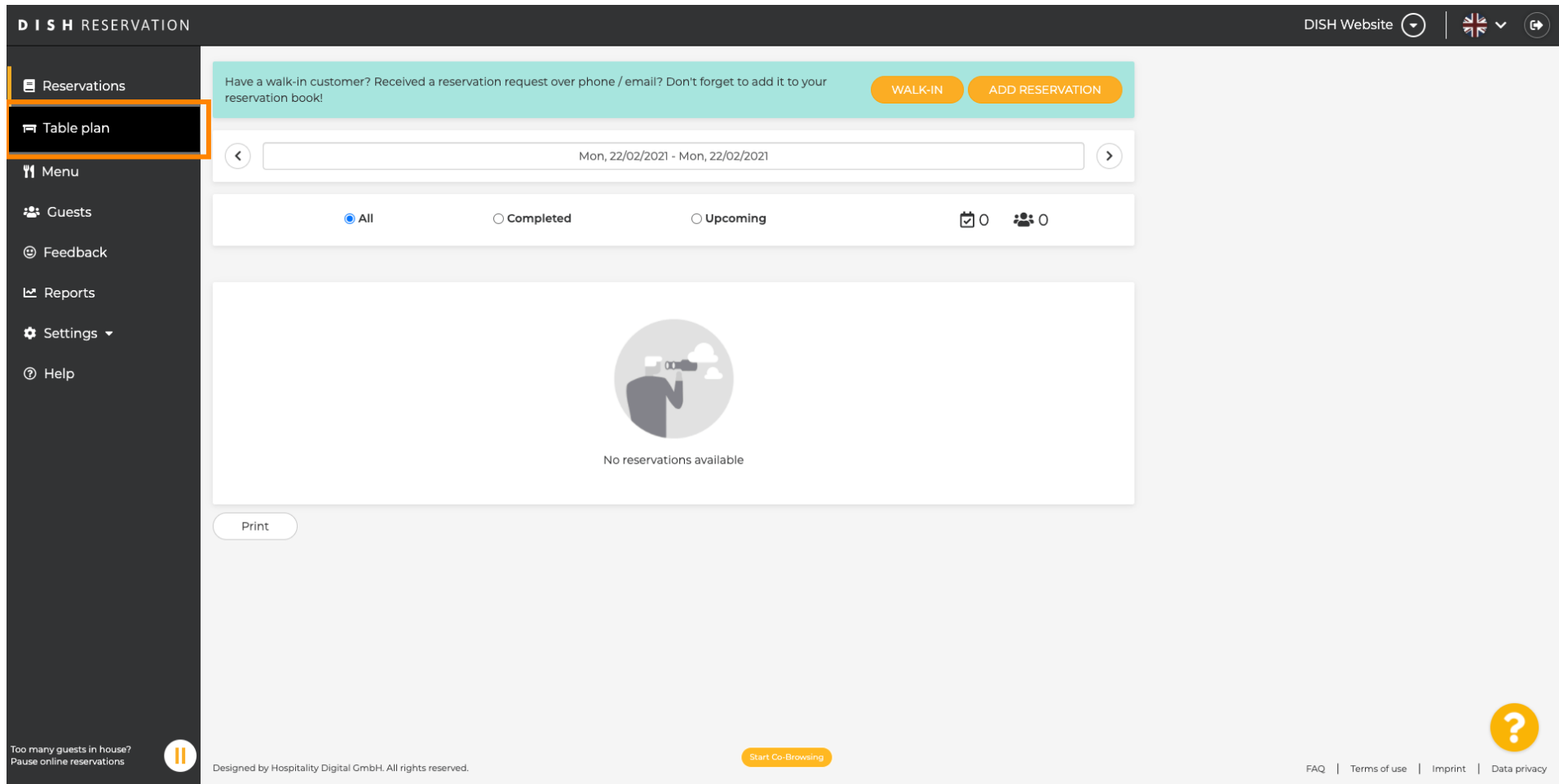


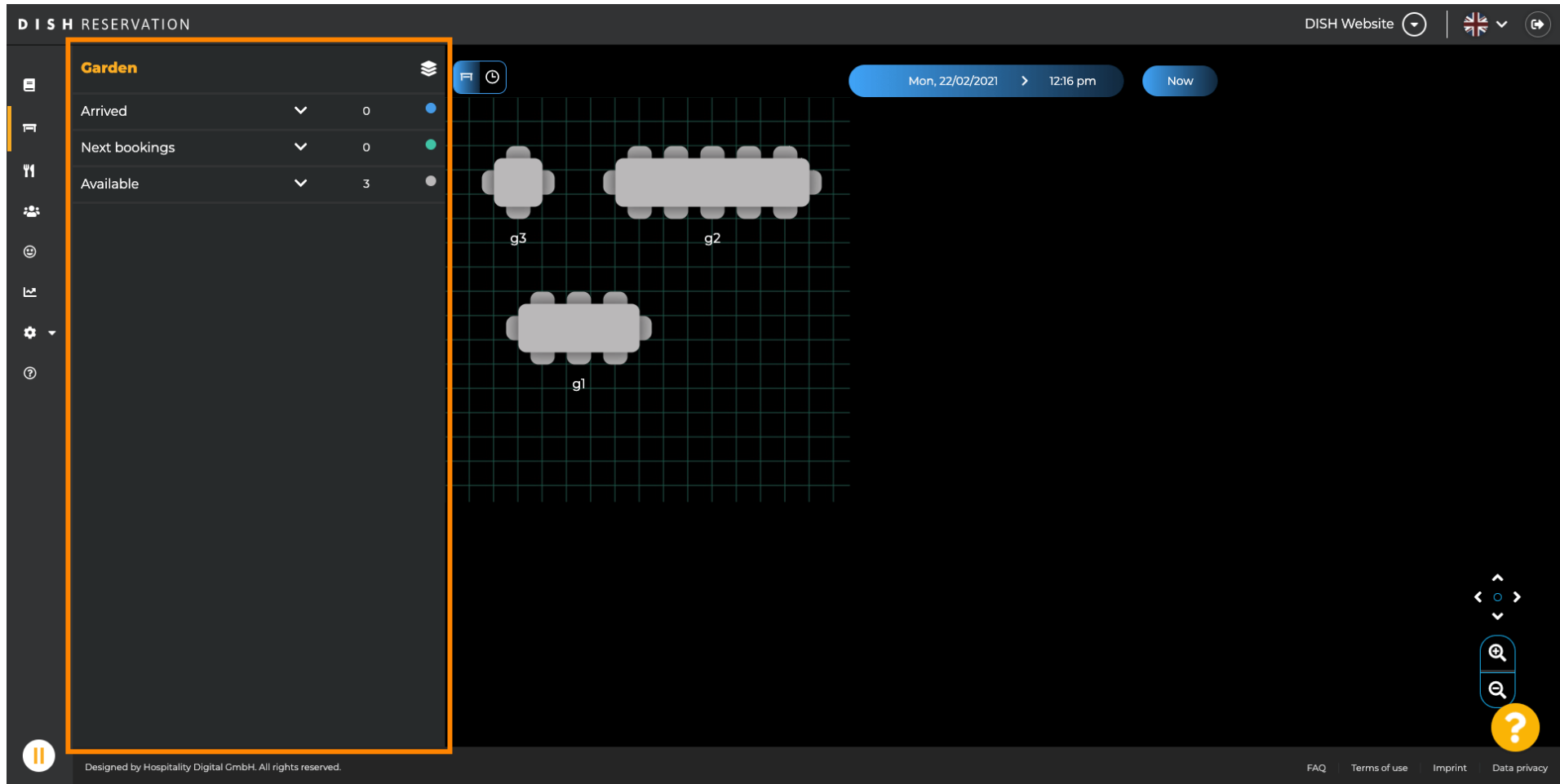


Odată ce v-ați autentificat în contul de rezervare DISH, faceți clic pe **planul mesei**.



The screenshot displays the DISH RESERVATION web application interface. On the left, a dark sidebar contains a menu with the following items: Reservations, Table plan (highlighted with an orange border), Menu, Guests, Feedback, Reports, Settings, and Help. The main content area features a teal banner with the text "Have a walk-in customer? Received a reservation request over phone / email? Don't forget to add it to your reservation book!" and two orange buttons: "WALK-IN" and "ADD RESERVATION". Below the banner is a date range selector showing "Mon, 22/02/2021 - Mon, 22/02/2021". A filter bar includes radio buttons for "All" (selected), "Completed", and "Upcoming", along with icons for a calendar and a group of people. The central area shows a large white box with a circular icon of a person looking through binoculars and the text "No reservations available". A "Print" button is located at the bottom left of this area. At the bottom of the page, there is a "Start Co-Browsing" button, a "Designed by Hospitality Digital GmbH. All rights reserved." notice, and a footer with links for "FAQ", "Terms of use", "Imprint", and "Data privacy". A yellow question mark icon is visible in the bottom right corner.


 Apoi veți vedea ultima zonă editată a planului tabelului.

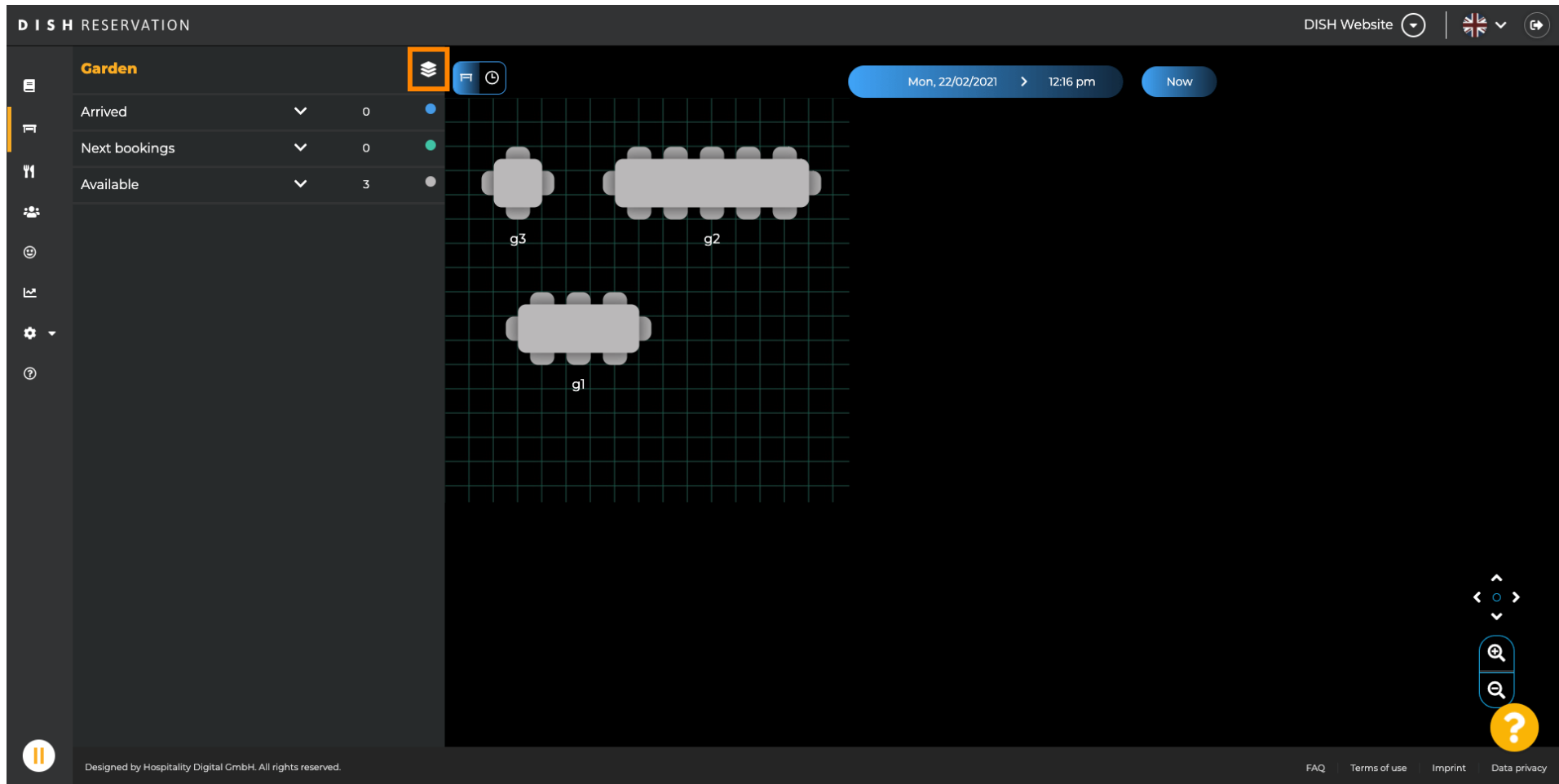


The screenshot displays the DISH RESERVATION interface. On the left, a sidebar is highlighted with an orange border, showing the 'Garden' section with a table of statistics:

Category	Value	Status
Arrived	0	Blue dot
Next bookings	0	Green dot
Available	3	Grey dot

The main area shows a grid-based table plan with three tables labeled g1, g2, and g3. The top right corner displays the date 'Mon, 22/02/2021' and time '12:16 pm', along with a 'Now' button. The bottom right corner features navigation controls and a help icon. The footer includes the text 'Designed by Hospitality Digital GmbH. All rights reserved.' and links for 'FAQ', 'Terms of use', 'Imprint', and 'Data privacy'.

 Pentru a selecta o altă zonă, faceți clic pe **pictograma zonă**.



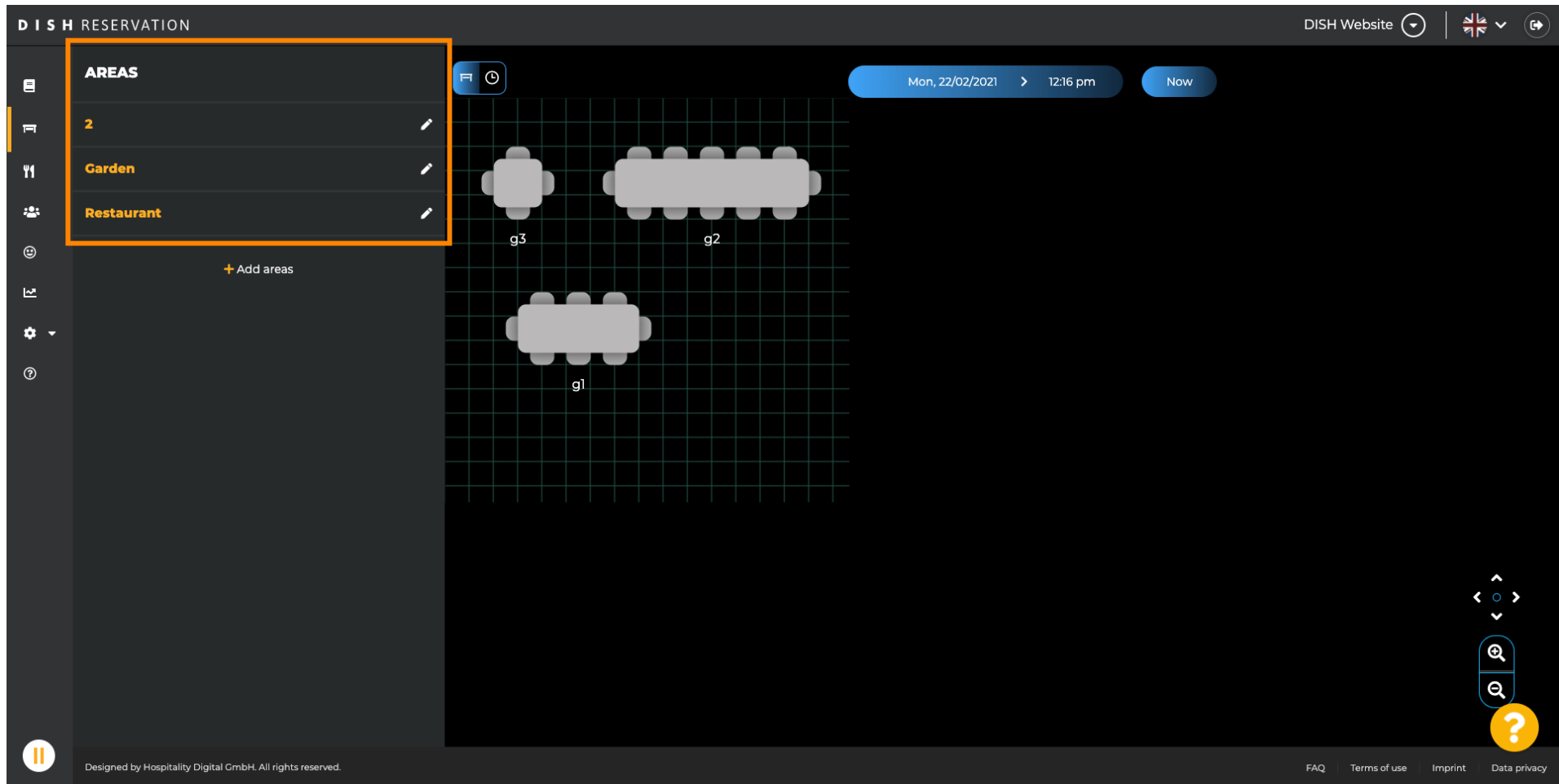
The screenshot displays the DISH RESERVATION interface. On the left, a sidebar shows the 'Garden' area with a table status summary:

Status	Count	Indicator
Arrived	0	Blue dot
Next bookings	0	Green dot
Available	3	Grey dot

The main area shows a grid with three table icons labeled g1, g2, and g3. The top navigation bar indicates the date 'Mon, 22/02/2021' and time '12:16 pm'. A 'Now' button is also visible. The bottom right corner features a yellow question mark icon.



Acum toate zonele dvs. vor fi listate.



DISH RESERVATION

DISH Website

Mon, 22/02/2021 > 12:16 pm Now

**AREAS**

- 2
- Garden
- Restaurant

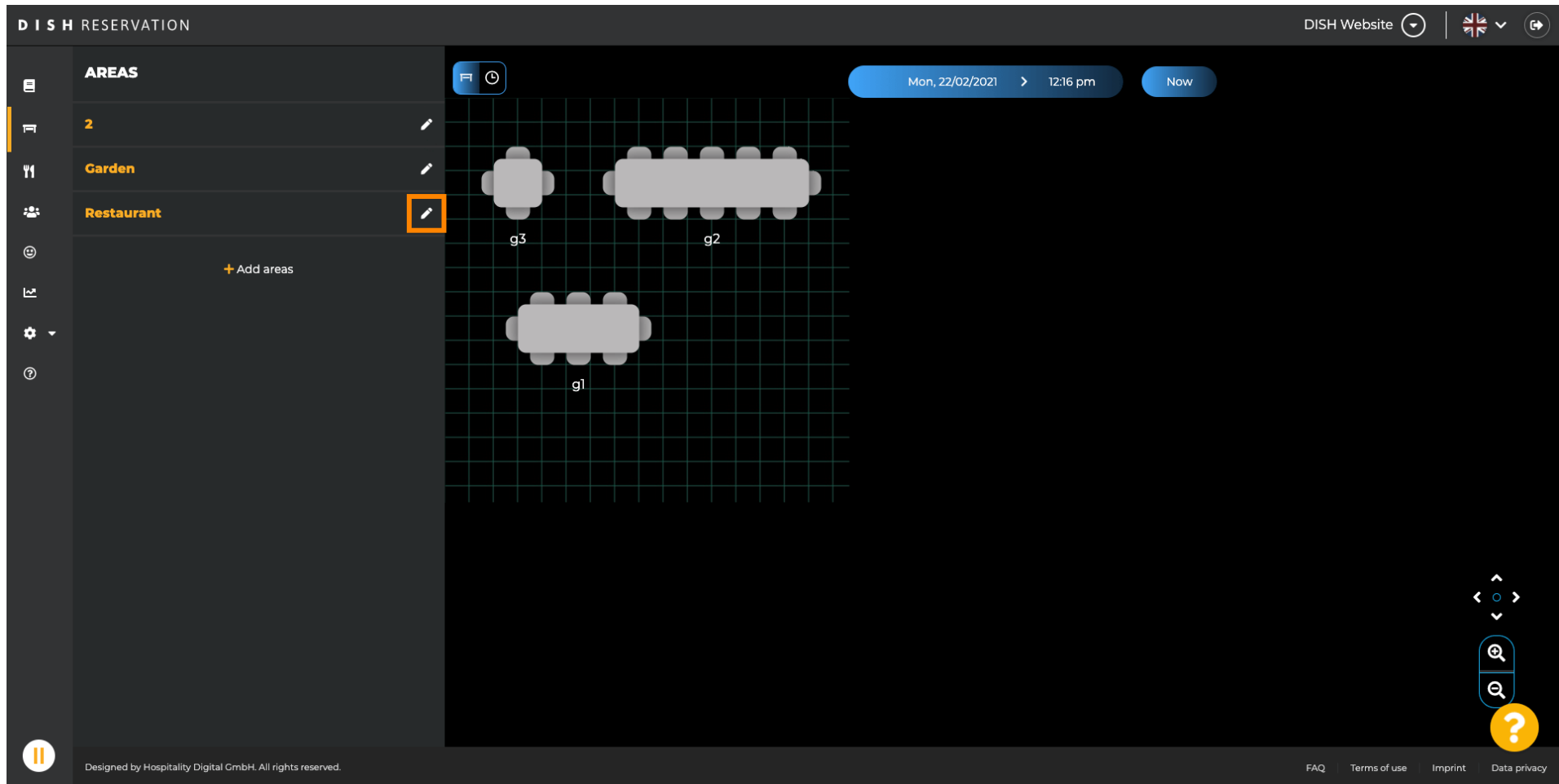
+ Add areas

g3 g2 g1

Designed by Hospitality Digital GmbH. All rights reserved.

FAQ Terms of use Imprint Data privacy

👉 Selectați zona pe care doriți să o editați făcând clic pe **pictograma creion**.

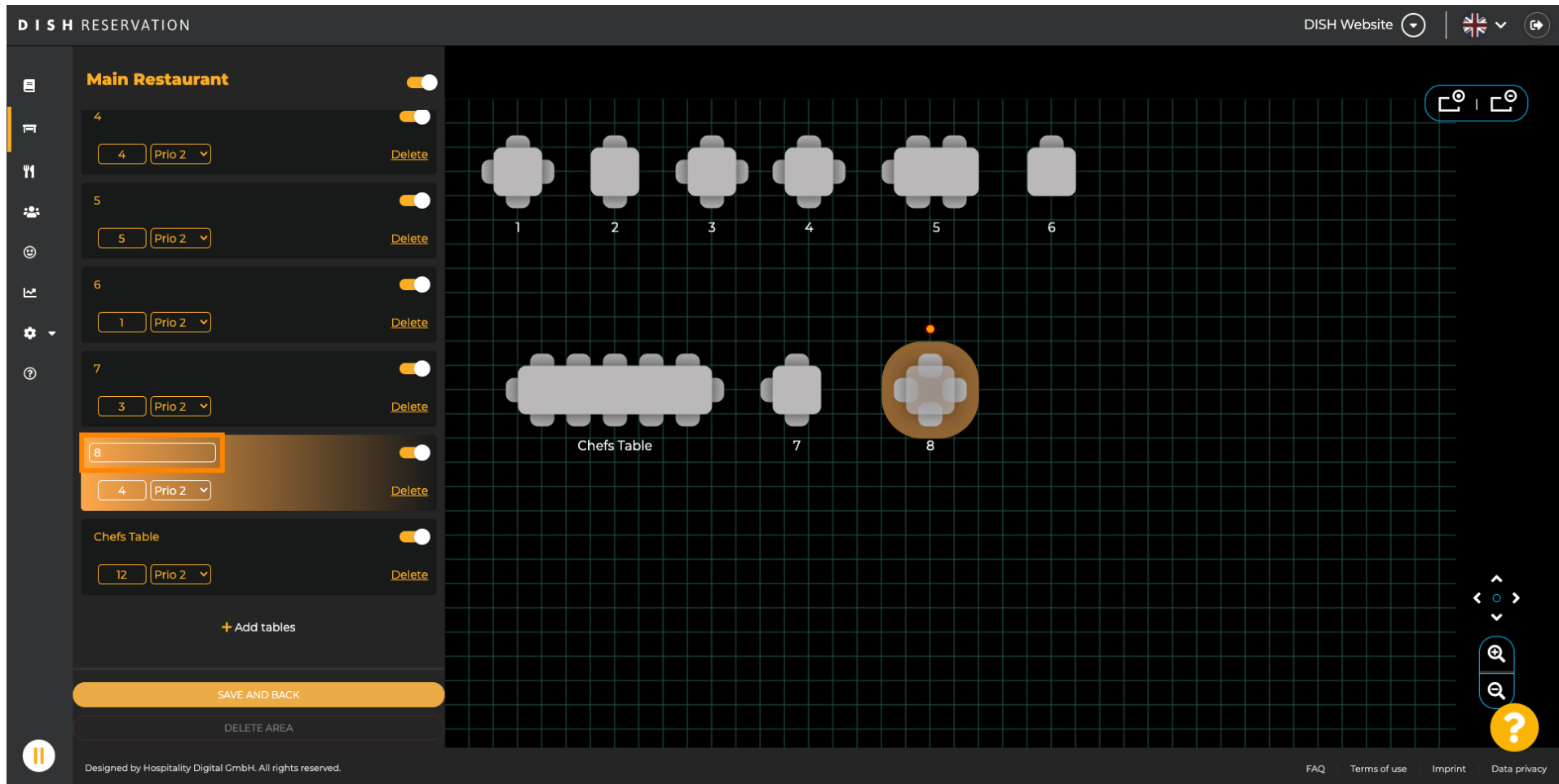


Zona pe care ați selectat-o este acum afișată.

The screenshot displays the DISH RESERVATION interface for editing a restaurant floor plan. On the left, a sidebar titled "Restaurant" lists six table configurations, each with a table number, a "Prio 2" dropdown, and a "Delete" button. The main area shows a grid with eight table icons labeled 1 through 8. A large grey rectangle labeled "Chefs Table" is positioned over table 4. The bottom bar contains "SAVE AND BACK" and "DELETE AREA" buttons. The footer includes the text "Designed by Hospitality Digital GmbH. All rights reserved." and links for "FAQ", "Terms of use", "Imprint", and "Data privacy".



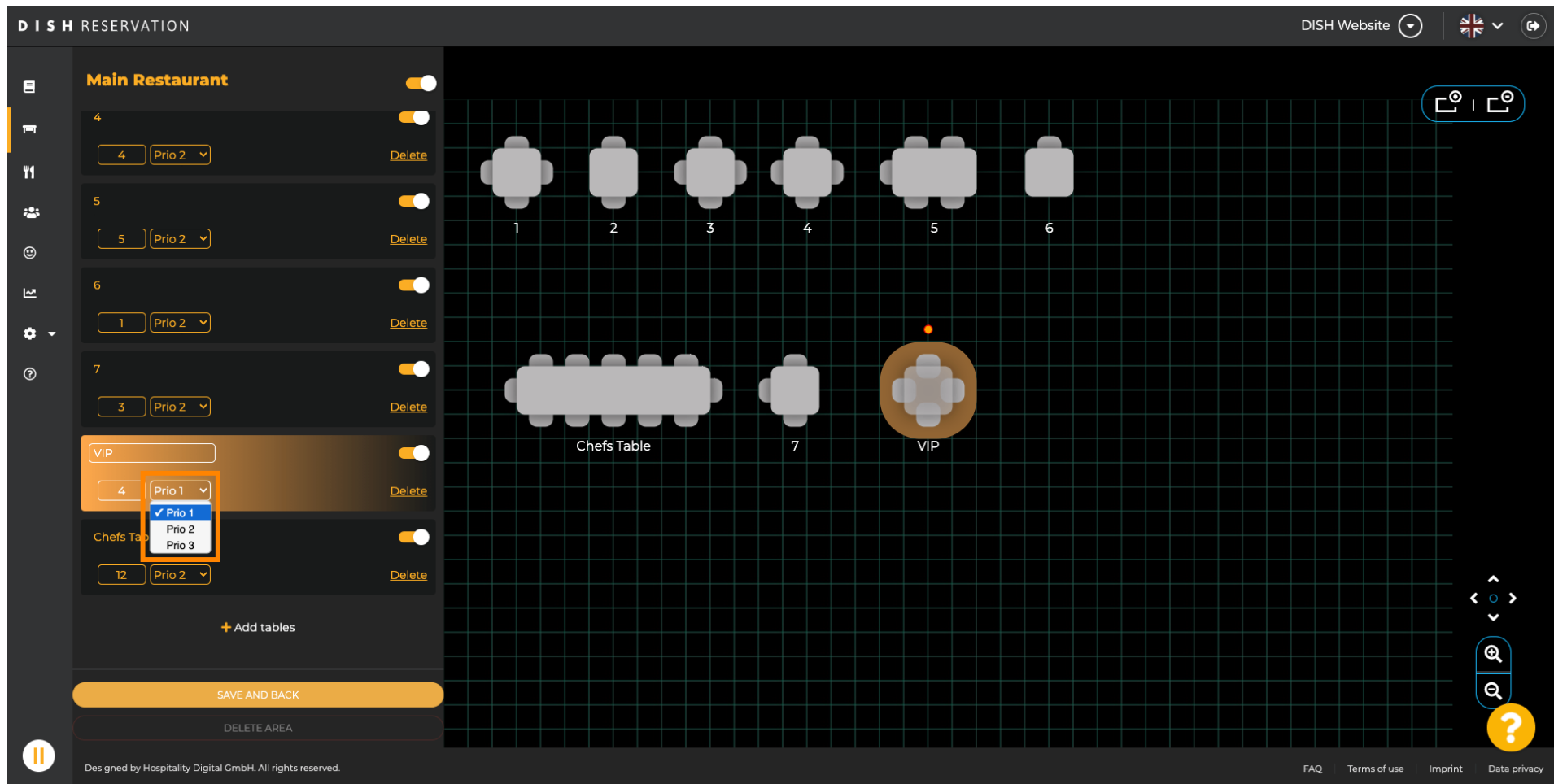
Pentru a schimba **numele** unui tabel, introduceți un nume nou în câmpul superior al tabelului selectat.



The screenshot displays the DISH RESERVATION interface for a 'Main Restaurant'. On the left, a sidebar lists tables 4 through 8, each with a 'Delete' button and a 'Prio 2' dropdown. Table 8 is selected, and its name field is highlighted. The main area shows a grid of table icons numbered 1 through 8. Table 8 is highlighted with a blue circle. The bottom bar contains 'SAVE AND BACK' and 'DELETE AREA' buttons. The footer includes 'Designed by Hospitality Digital GmbH. All rights reserved.' and links for 'FAQ', 'Terms of use', 'Imprint', and 'Data privacy'.



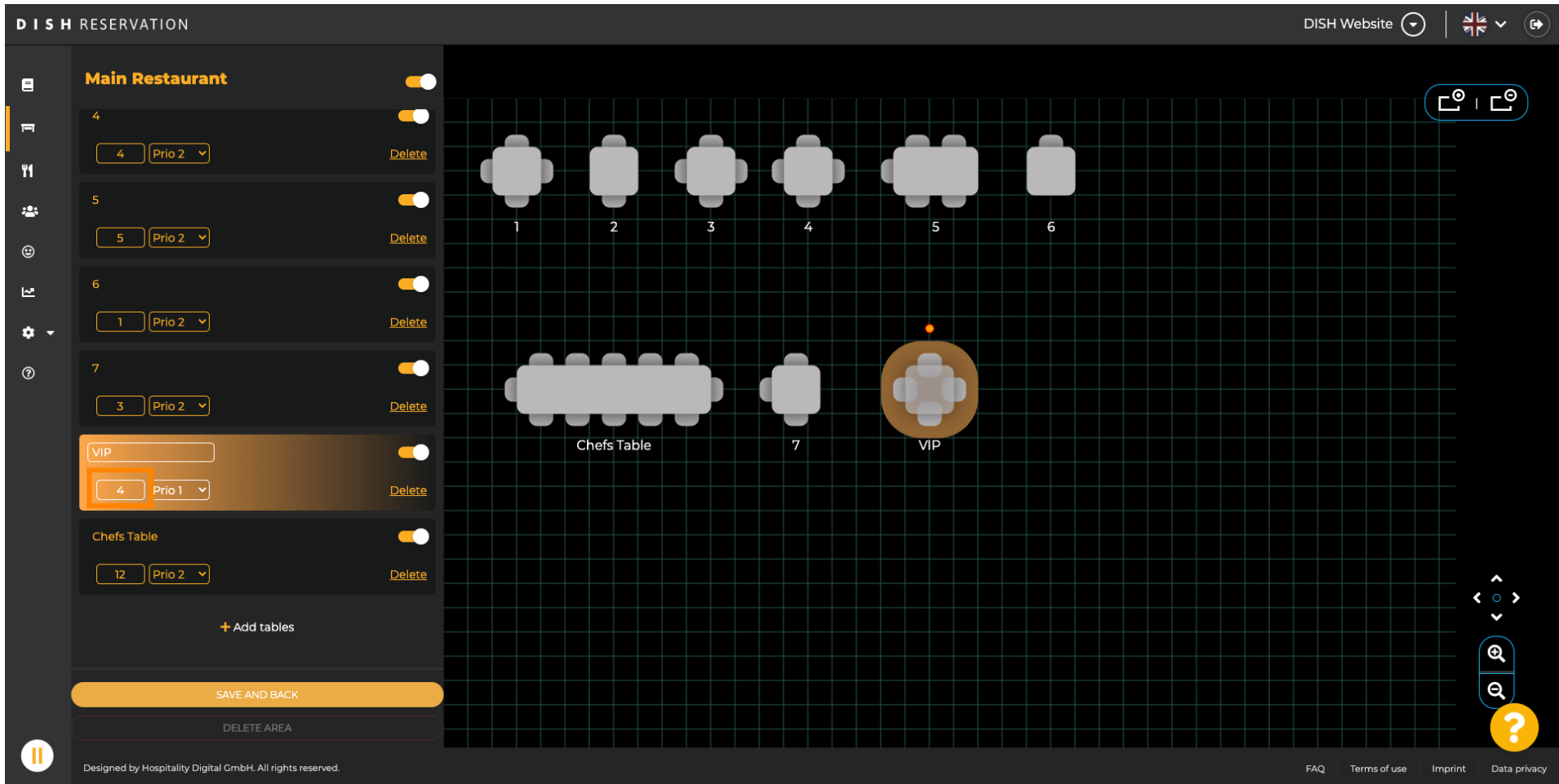
Pentru a schimba **prioritatea**, faceți clic pe meniul derulant și selectați prioritatea dorită. Notă: mesele cu o prioritate ridicată primesc rezervările atribuite automat mai întâi.



The screenshot displays the DISH RESERVATION interface. On the left, a sidebar lists various tables with their respective counts and priority levels. The 'VIP' table is highlighted in orange, and its priority dropdown menu is open, showing 'Prio 1' selected. The main area shows a grid of tables on a dark background, with the 'VIP' table highlighted in orange. The interface includes a 'SAVE AND BACK' button and a 'DELETE AREA' button at the bottom.

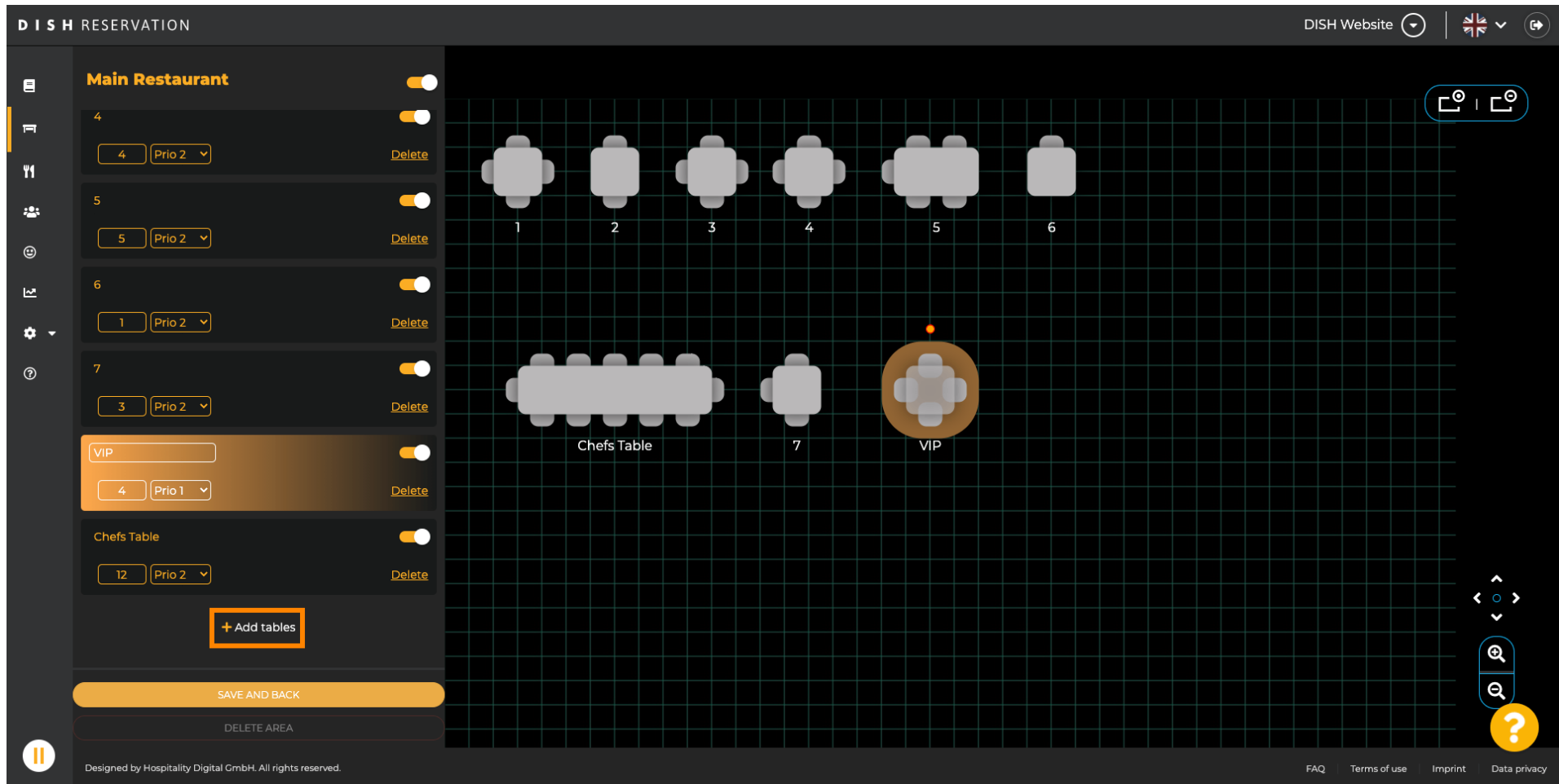


 Pentru a modifica **numărul de locuri**, introduceți numărul în câmpul de lângă câmpul prioritar.



The screenshot displays the DISH RESERVATION interface. On the left sidebar, under 'Main Restaurant', there are several table configuration options, each with a 'Delete' button and a 'Prio' dropdown menu. The 'VIP' table is highlighted in orange, and its '4' seat count field is also highlighted. Below the sidebar, there are buttons for '+ Add tables', 'SAVE AND BACK', and 'DELETE AREA'. The main area shows a grid with various table shapes and sizes, including a 'Chefs Table' and a 'VIP' table. The 'VIP' table is highlighted in orange. The bottom navigation bar includes a help icon (question mark) and links for 'FAQ', 'Terms of use', 'Imprint', and 'Data privacy'.

Făcând clic pe **+ adăugați tablele**, veți adăuga un nou tabel în această zonă.

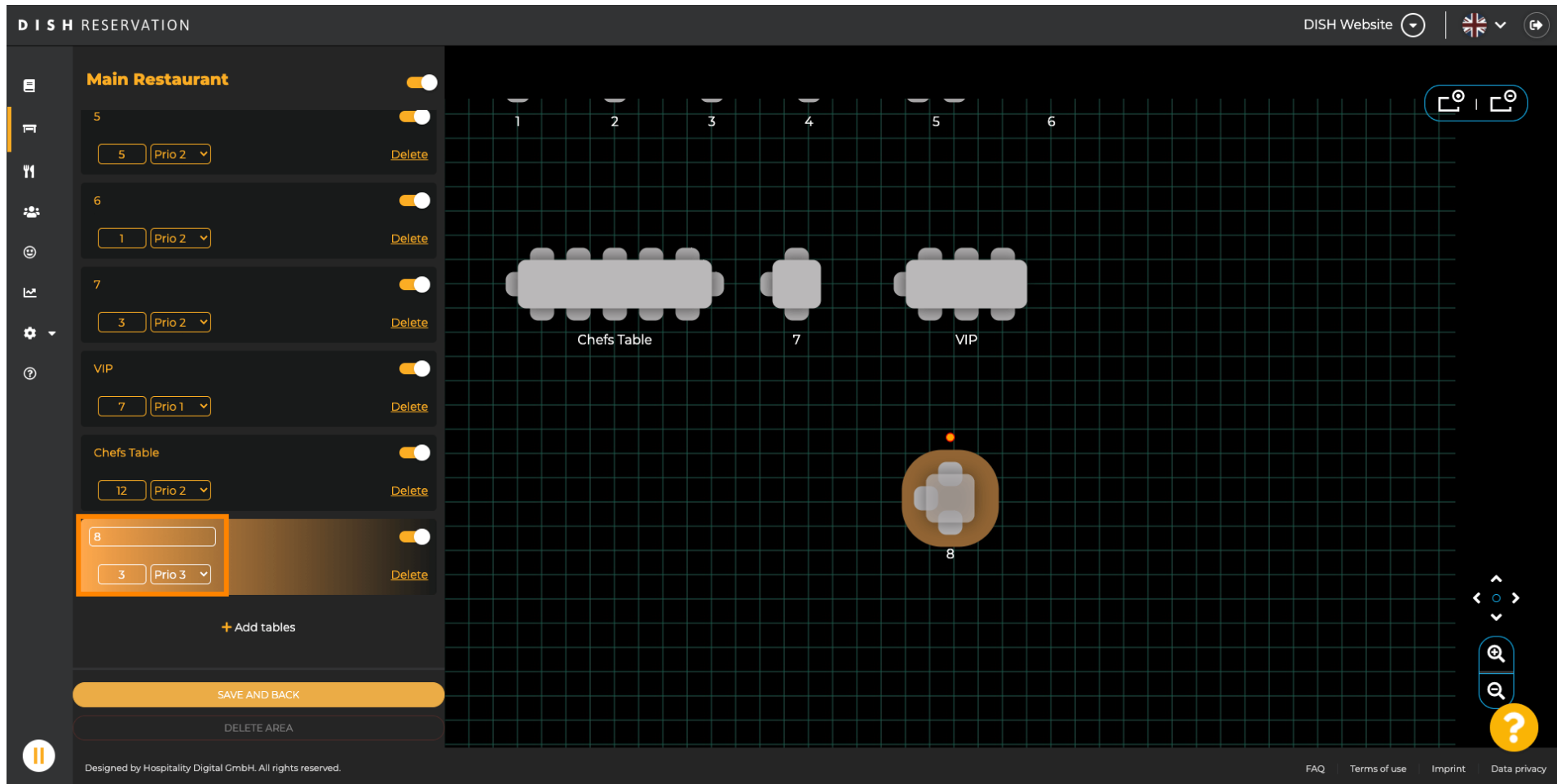


The screenshot displays the DISH RESERVATION interface for the 'Main Restaurant'. On the left sidebar, there are several table configuration options, each with a table icon, a count, a priority dropdown, and a 'Delete' button. The options are:

- 4 tables, Prio 2, Delete
- 5 tables, Prio 2, Delete
- 6 tables, 1 table, Prio 2, Delete
- 7 tables, 3 tables, Prio 2, Delete
- VIP table, 4 tables, Prio 1, Delete
- Chefs Table, 12 tables, Prio 2, Delete

At the bottom of the sidebar, there is a '+ Add tables' button highlighted with an orange box, and a 'SAVE AND BACK' button. Below that is a 'DELETE AREA' button. The main grid area shows a table plan with icons for tables 1 through 7, a 'Chefs Table', and a 'VIP' table. The 'VIP' table icon is highlighted with a blue circle. The interface also includes a top navigation bar with 'DISH Website', a language selector, and a refresh button. A bottom navigation bar contains a help icon, a search icon, and a question mark icon. The footer includes the text 'Designed by Hospitality Digital GmbH. All rights reserved.' and links for 'FAQ', 'Terms of use', 'Imprint', and 'Data privacy'.

Introduceți **numele**, **numărul de locuri** și **prioritatea** pentru a configura noua masă.

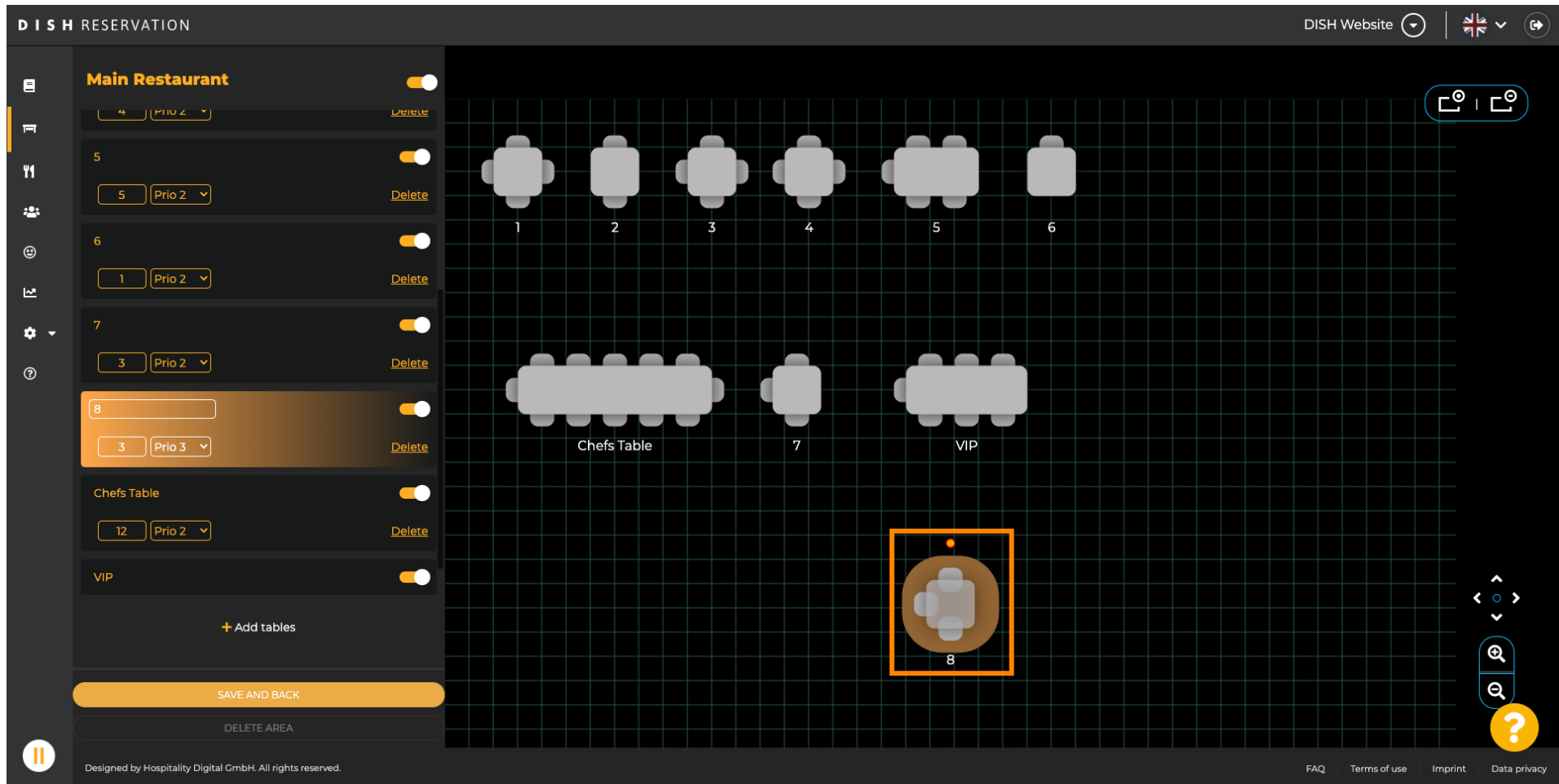


The screenshot displays the DISH RESERVATION interface. On the left, a sidebar lists table configurations for the 'Main Restaurant'. Each configuration includes a table number, a name, a number of seats, a priority dropdown, and a 'Delete' button. The configuration for table 8 is highlighted with an orange border, showing 8 seats and priority 3. Below the list is an '+ Add tables' button. At the bottom of the sidebar are 'SAVE AND BACK' and 'DELETE AREA' buttons.

The main area shows a floor plan grid with columns numbered 1 to 6. Three tables are placed on the grid: a 'Chefs Table' (a long rectangular table), a table with 7 seats, and a 'VIP' table (a rectangular table). A new table with 8 seats is being placed on the grid, indicated by a circular highlight and the number 8 below it.

At the bottom right of the interface, there are navigation icons (back, forward, search, help) and a footer with links for 'FAQ', 'Terms of use', 'Imprint', and 'Data privacy'.

Acum trageți și plasați **noul tabel** într-o poziție pe care o alegeți.

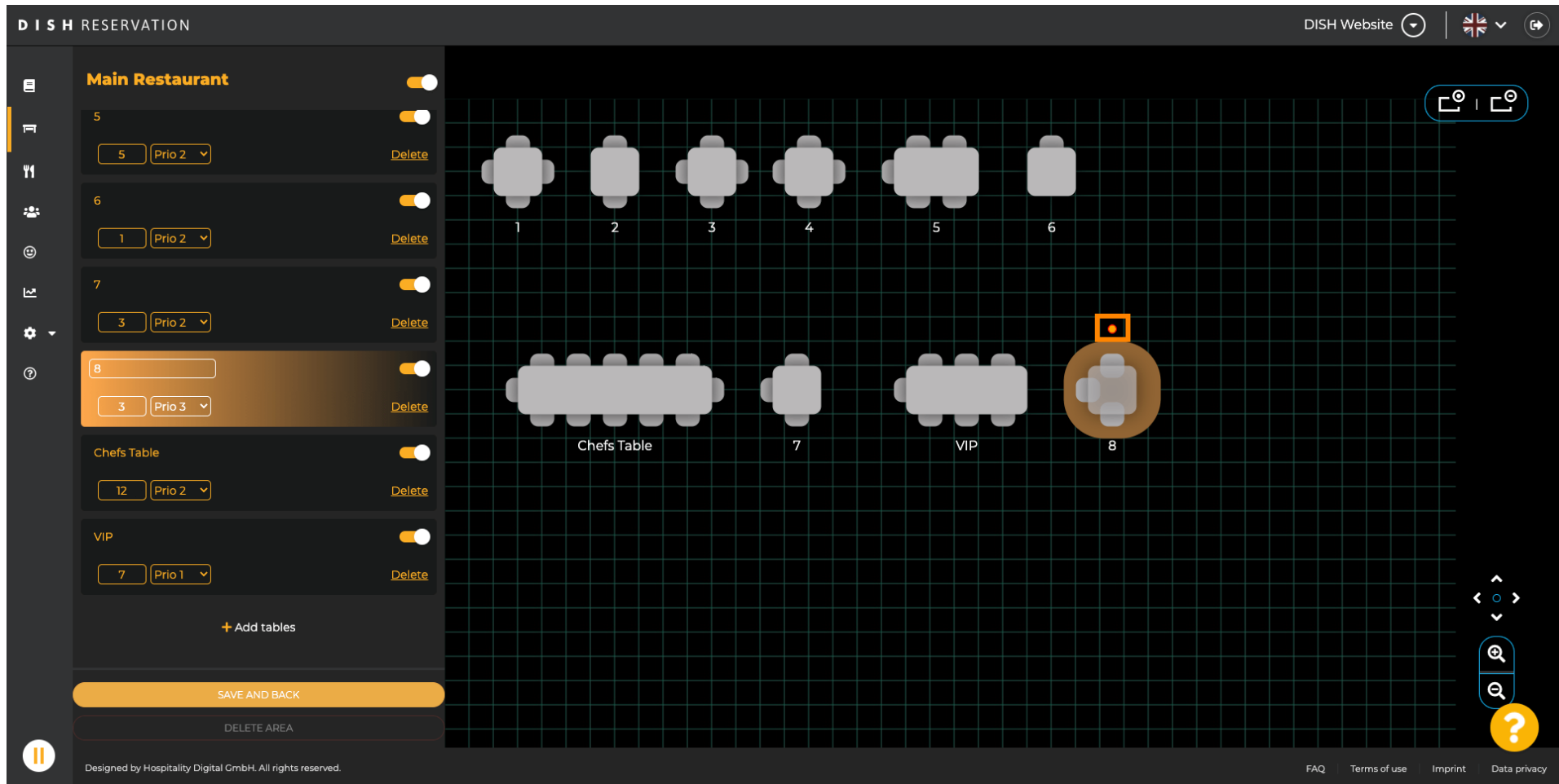


The screenshot displays the DISH RESERVATION interface. On the left, a sidebar lists table configurations for the 'Main Restaurant'. Each configuration includes a table number, a priority dropdown, and a 'Delete' button. The configurations are:

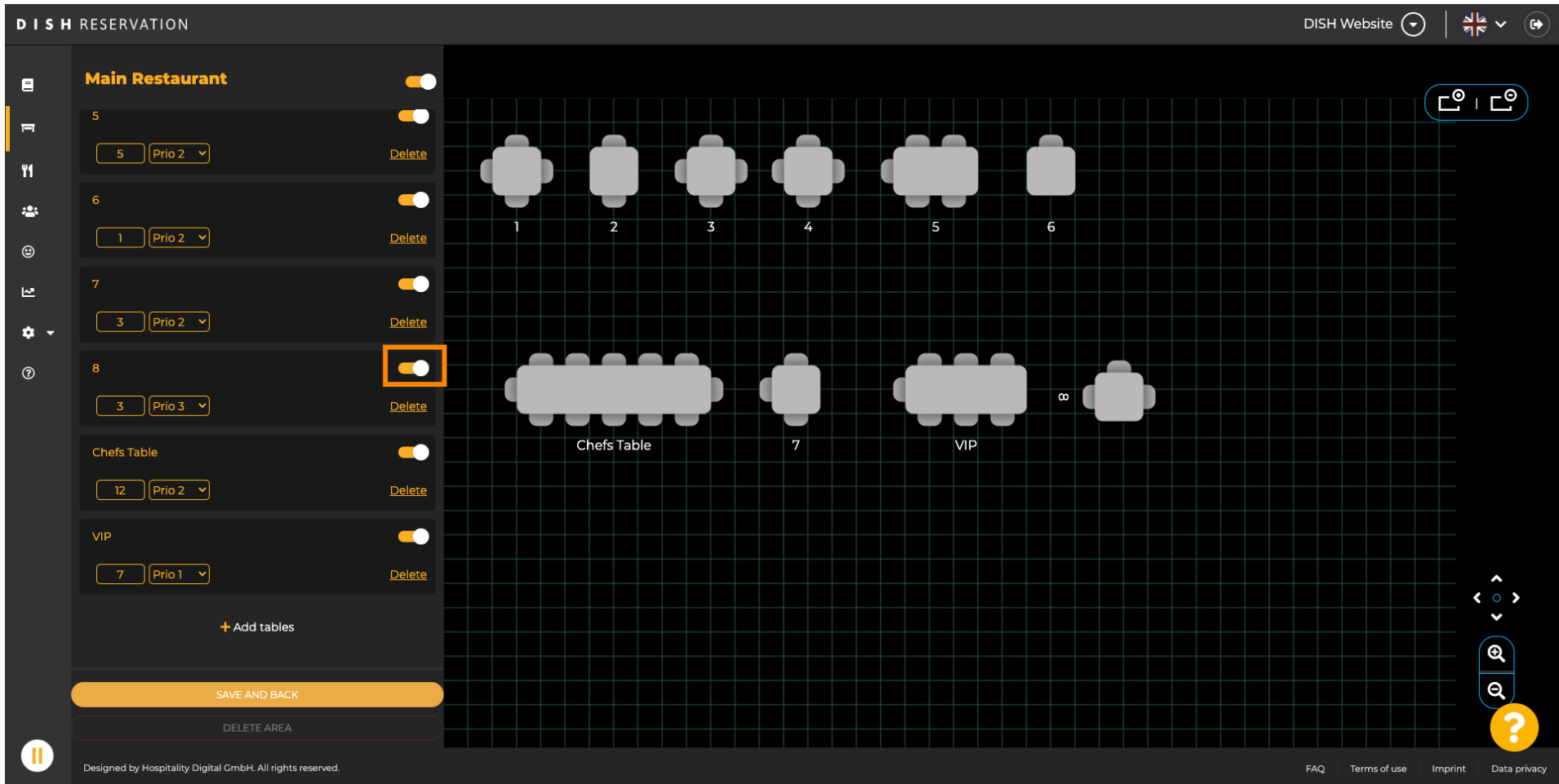
- 4 (Prio 2)
- 5 (Prio 2)
- 6 (Prio 2)
- 7 (Prio 2)
- 8 (Prio 3) - This configuration is highlighted in orange.
- Chefs Table (Prio 2)
- VIP

At the bottom of the sidebar, there is a '+ Add tables' button and a 'SAVE AND BACK' button. Below that is a 'DELETE AREA' button. The main area shows a grid layout of tables. Tables 1 through 6 are arranged in a top row. Below them, there are 'Chefs Table', table 7, and 'VIP'. Table 8 is shown as a circular table icon with an orange border, indicating it is the current table being edited or moved. The interface also includes a 'DISH Website' dropdown, a flag icon, and a help icon (question mark) in the bottom right corner.

Tabelul poate fi rotit trăgând **cercul portocaliu** deasupra acestuia.



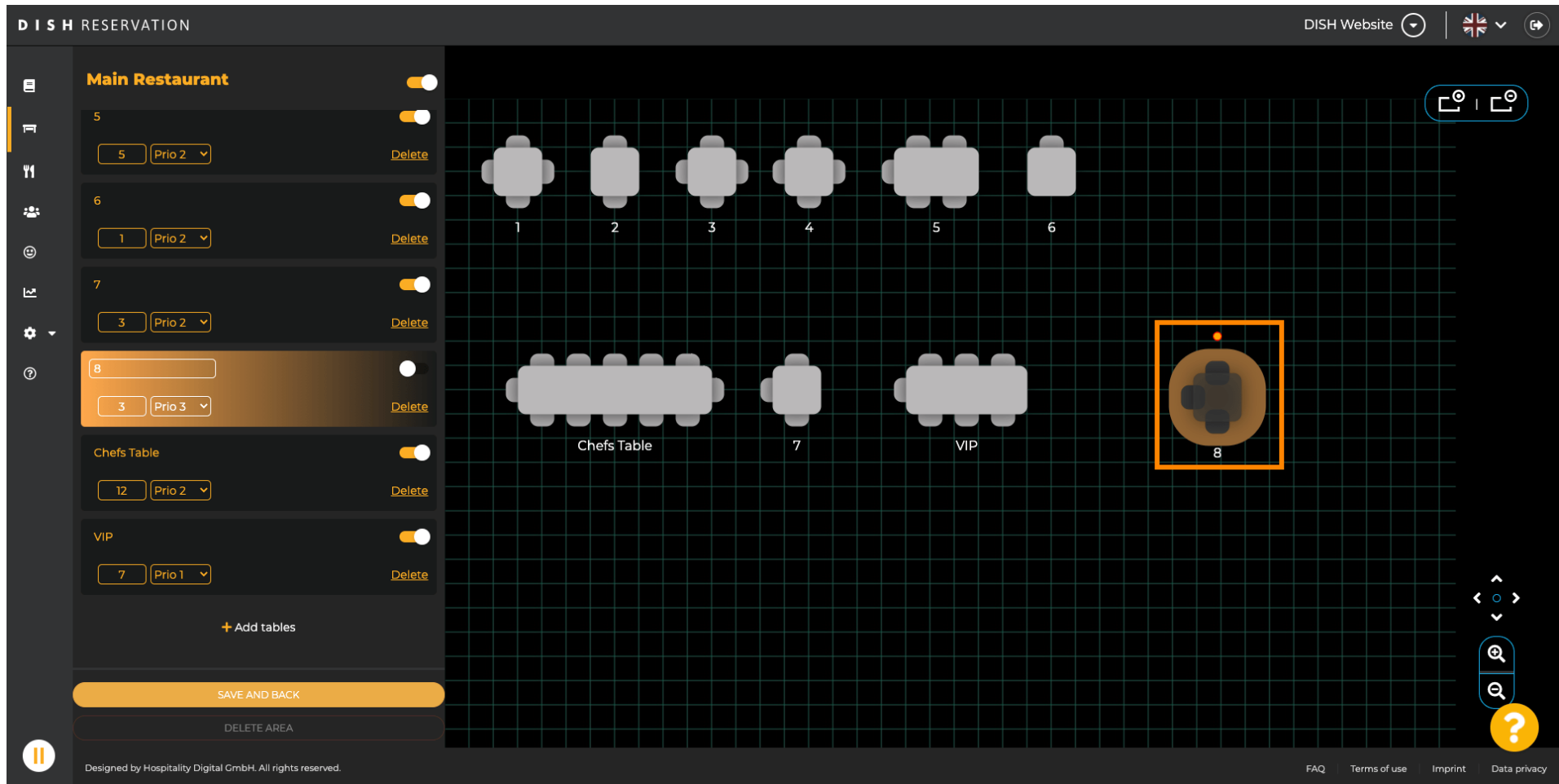
 Dacă o masă nu ar trebui temporar alocată rezervărilor, dezactivați-o folosind **glisorul**.



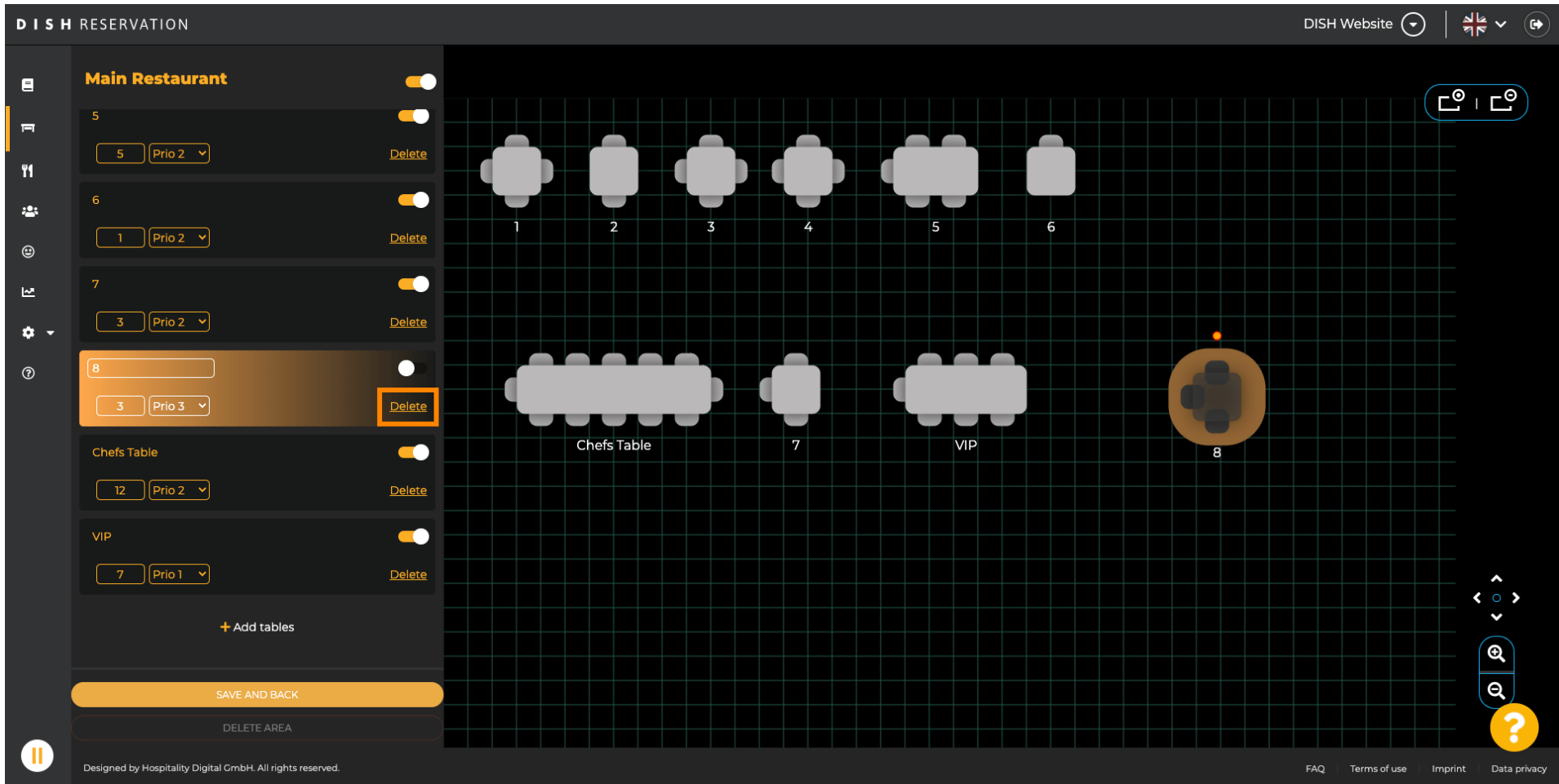
The screenshot displays the DISH RESERVATION interface for the Main Restaurant. The interface is divided into several sections:

- Header:** "DISH RESERVATION" on the left and "DISH Website" with navigation icons on the right.
- Left Sidebar:** Contains a list of table settings for the "Main Restaurant". Each table entry includes a table number, a priority dropdown menu, and a "Delete" button. A toggle switch is present for each table. The toggle switch for table 8 is highlighted with an orange box, indicating it is currently active.
- Central Grid:** A grid of tables represented by icons. The tables are numbered 1 through 8. Table 8 is labeled "Chefs Table" and "VIP".
- Bottom Bar:** Contains a "SAVE AND BACK" button, a "DELETE AREA" button, and a "Designed by Hospitality Digital GmbH. All rights reserved." footer.
- Right Side:** Includes a search icon, a help icon (question mark), and a "Data privacy" link.

**i** Odată ce o masă este dezactivată, culoarea sa va fi întunecată și masa va fi pusă deoparte.



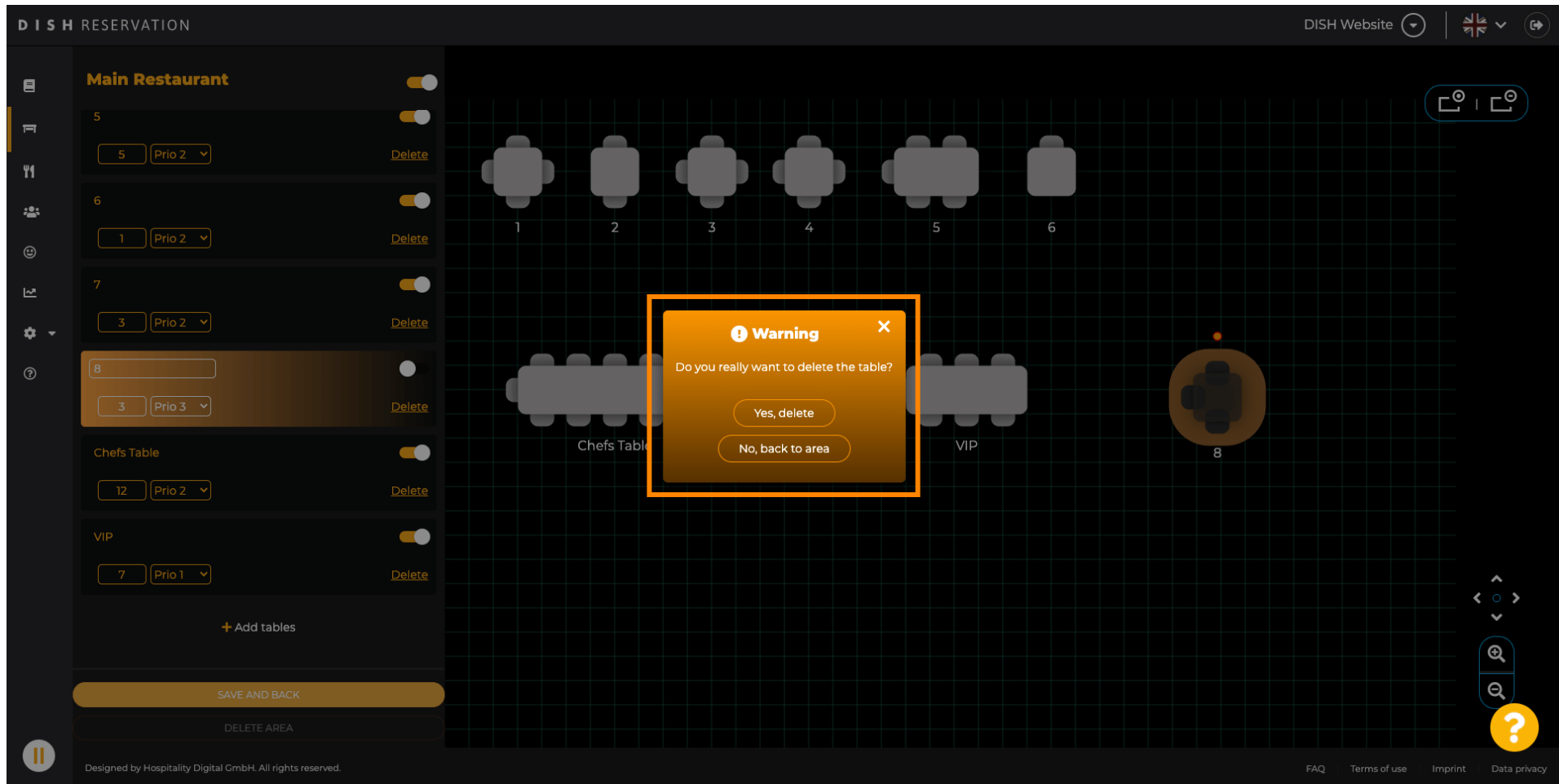
 Dacă un tabel ar trebui să fie eliminat dintr-o zonă, faceți clic pe **ștergere**.



The screenshot displays the DISH RESERVATION interface for a 'Main Restaurant'. On the left, a sidebar lists tables 5 through 8, each with a 'Delete' button. Table 8 is currently selected, and its 'Delete' button is highlighted with an orange border. The main area shows a grid of tables: 1-6 in the top row, 'Chefs Table', 7, and 'VIP' in the middle row, and table 8 in the bottom right. A yellow question mark icon is visible in the bottom right corner of the interface.



Fie confirmați acțiunea dând clic pe **da, ștergeți** sau refuzați acțiunea făcând clic pe **nu, înapoi la zonă**.



The screenshot displays the DISH RESERVATION interface. On the left, a sidebar lists various table areas: Main Restaurant, 5, 6, 7, 8, Chefs Table, and VIP. Each area has a 'Delete' button. The main area shows a grid of tables, with table 8 highlighted in orange. A warning dialog box is overlaid on the grid, asking 'Do you really want to delete the table?' with two options: 'Yes, delete' and 'No, back to area'.

Odată ce ați terminat cu editarea și adăugarea tabelelor, faceți clic pe **salvare și înapoi**.

The screenshot displays the DISH RESERVATION interface for the Main Restaurant. On the left sidebar, there are configuration options for different table types, each with a quantity input, a priority dropdown, and a 'Delete' button:

- 4 tables, Prio 2
- 5 tables, Prio 2
- 6 tables, Prio 2
- 7 tables, Prio 2
- Chefs Table, Prio 2
- VIP, Prio 1

At the bottom of the sidebar, there is a '+ Add tables' button and a 'DELETE AREA' section. A prominent orange box highlights the 'SAVE AND BACK' button. The main grid area shows a layout of tables on a dark grid, with icons labeled 1 through 7, Chefs Table, and VIP. The bottom of the interface includes a footer with 'Designed by Hospitality Digital GmbH. All rights reserved.' and links for FAQ, Terms of use, Imprint, and Data privacy.

Fereastra de tip pop-up verde indică că ați salvat cu succes modificările.

