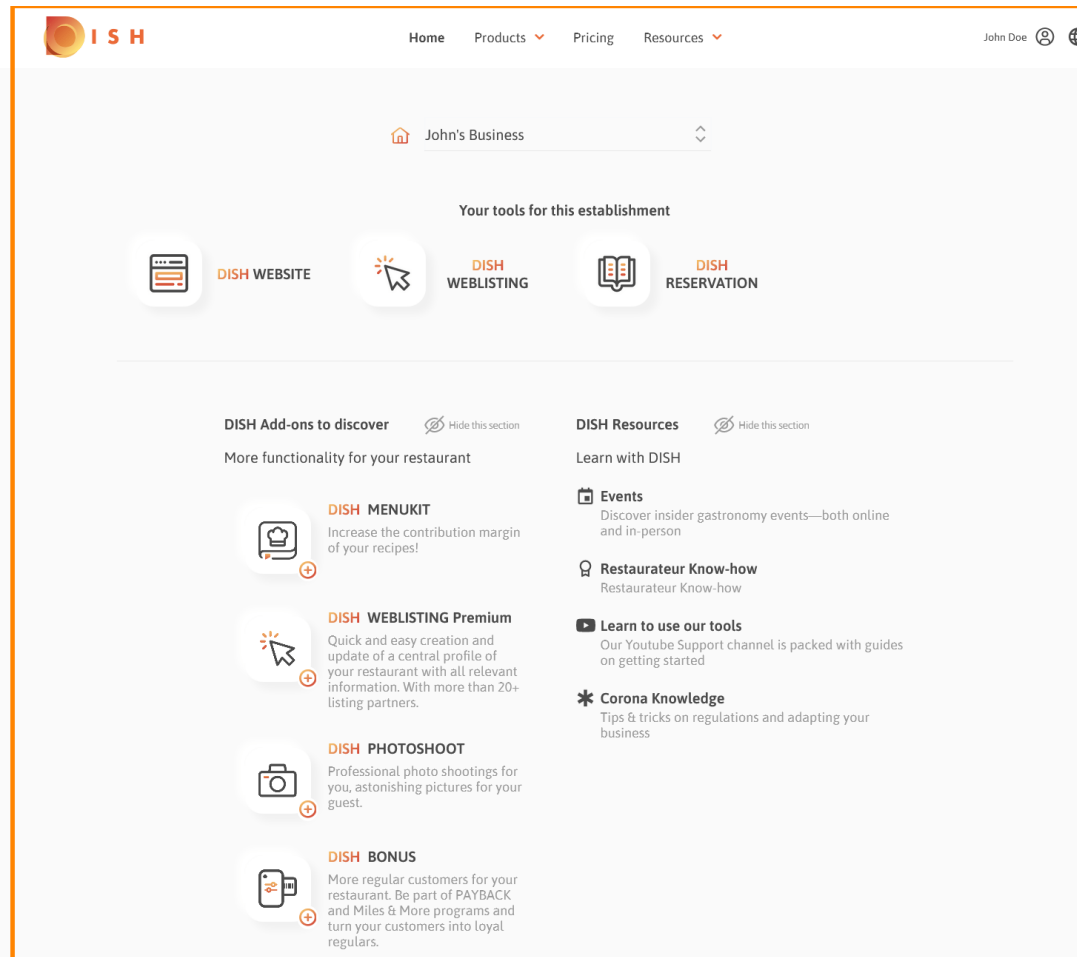
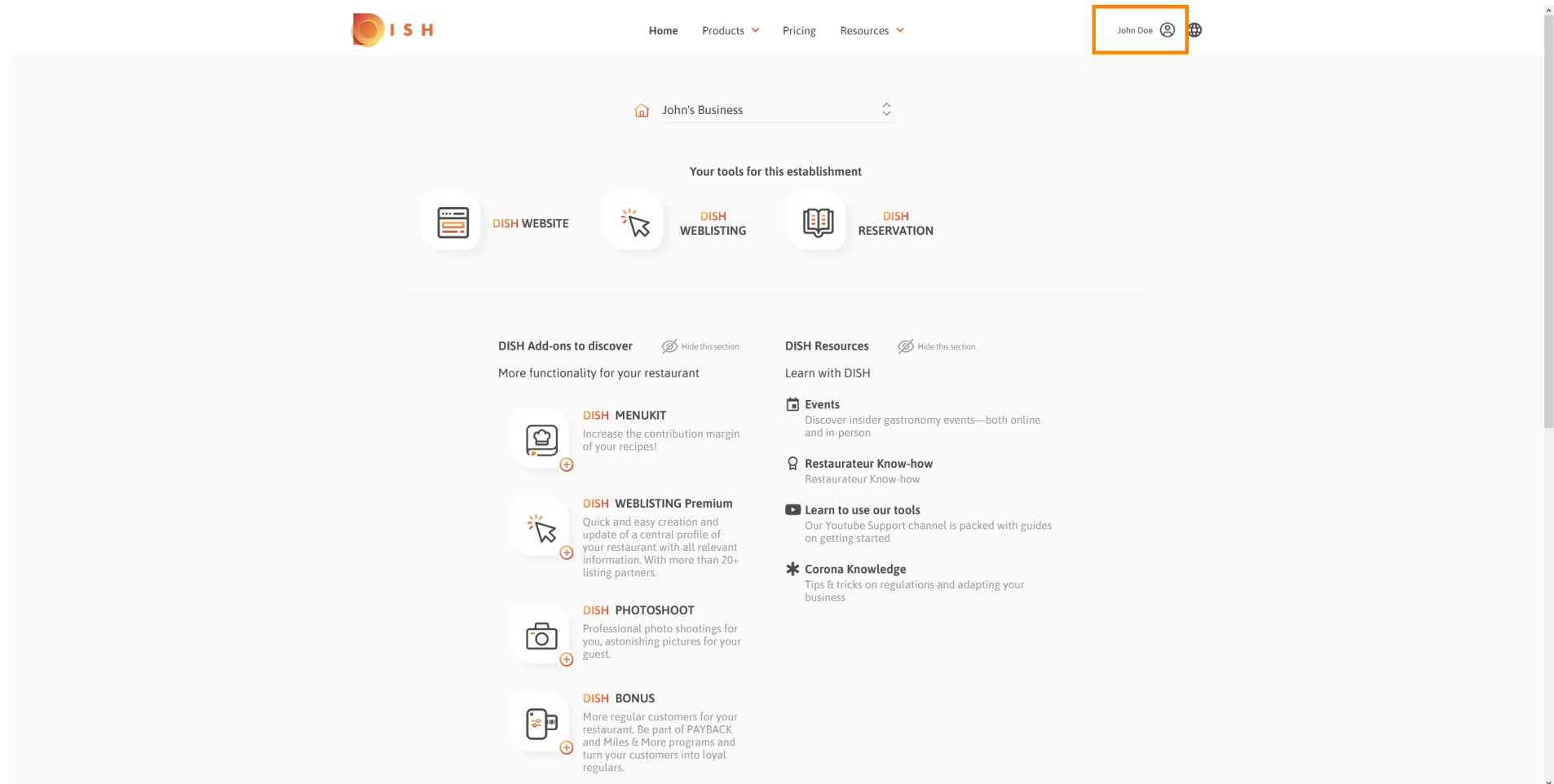




The first step is to open dish.co and to log in.



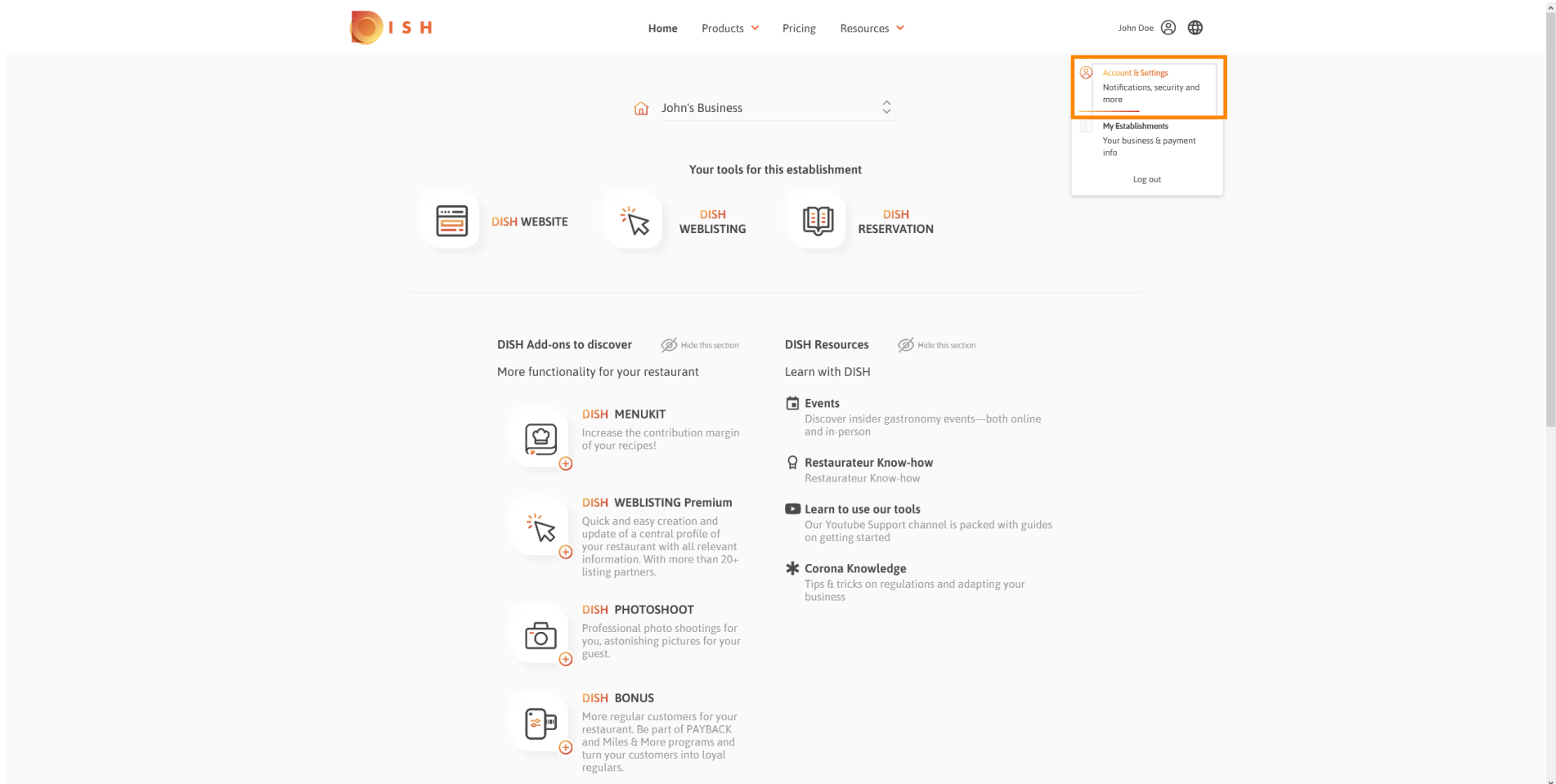
Click on the **profile icon** to get the options menu displayed.



The screenshot displays the DISH user interface. At the top, the DISH logo is on the left, and navigation links for Home, Products, Pricing, and Resources are in the center. On the right, the user's name "John Doe" is shown next to a profile icon, which is highlighted with an orange rectangle. Below the navigation bar, the user's business name "John's Business" is displayed. A section titled "Your tools for this establishment" features three icons: DISH WEBSITE, DISH WEBLISTING, and DISH RESERVATION. The main content area is divided into two columns. The left column, titled "DISH Add-ons to discover", lists four options: DISH MENUKIT, DISH WEBLISTING Premium, DISH PHOTOSHOOT, and DISH BONUS. The right column, titled "DISH Resources", lists three options: Events, Restaurateur Know-how, and Learn to use our tools. Each option includes a brief description and a plus icon to indicate more information is available.



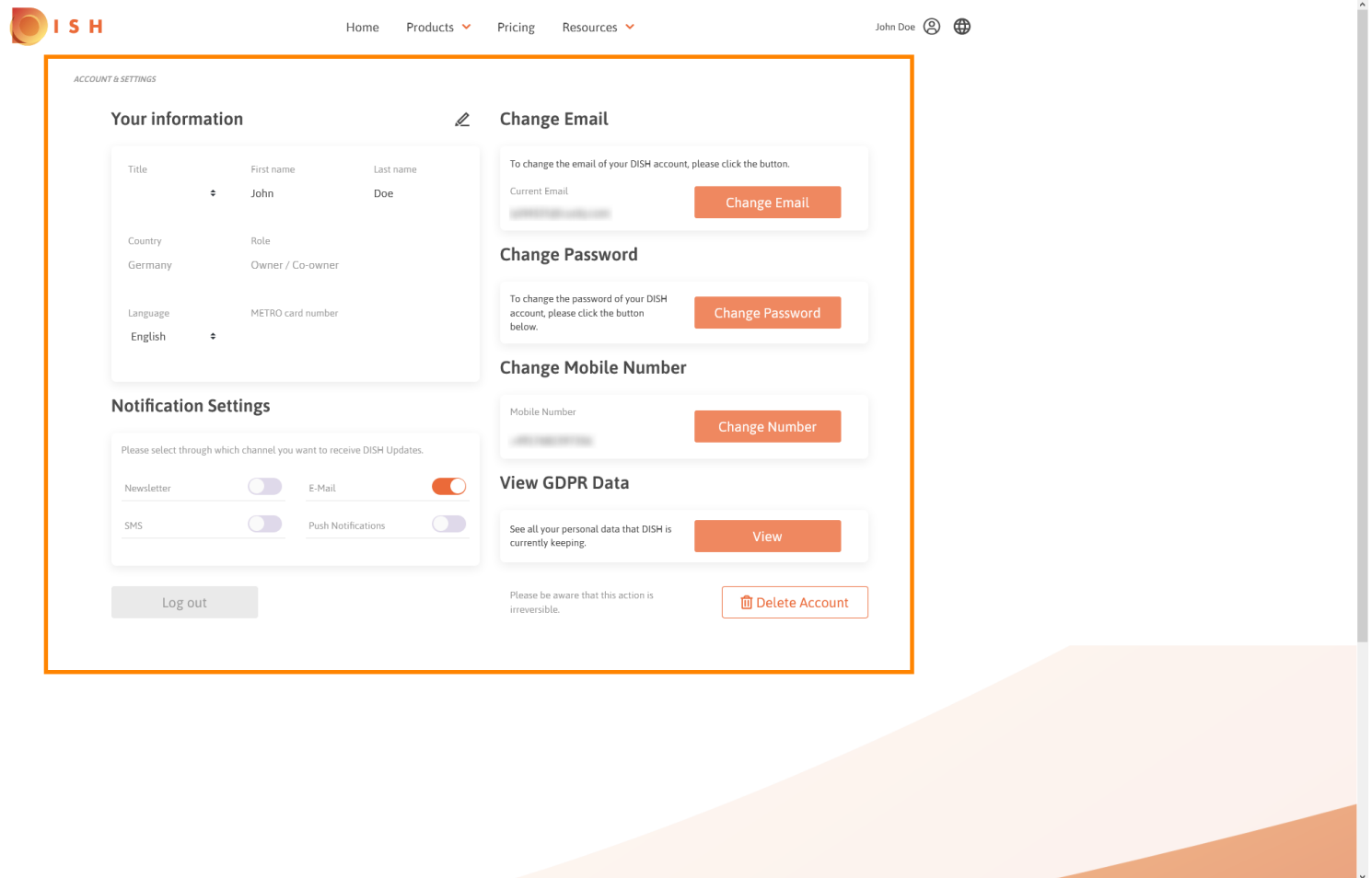
Click on **account & settings** to open the settings.



The screenshot displays the DISH user interface. At the top, the navigation bar includes the DISH logo, links for Home, Products, Pricing, and Resources, and a user profile for John Doe. The main content area shows 'John's Business' with a dropdown arrow. Below this, a section titled 'Your tools for this establishment' features three icons: DISH WEBSITE, DISH WEBLISTING, and DISH RESERVATION. The bottom section is divided into two columns: 'DISH Add-ons to discover' and 'DISH Resources'. The 'DISH Add-ons to discover' column lists four items: DISH MENUKIT, DISH WEBLISTING Premium, DISH PHOTOSHOOT, and DISH BONUS. The 'DISH Resources' column lists four items: Events, Restaurateur Know-how, Learn to use our tools, and Corona Knowledge. On the right side, a user menu is open, showing options for Account & Settings (highlighted with an orange box), My Establishments, and Log out.



You are now on the **account & settings dashboard**.



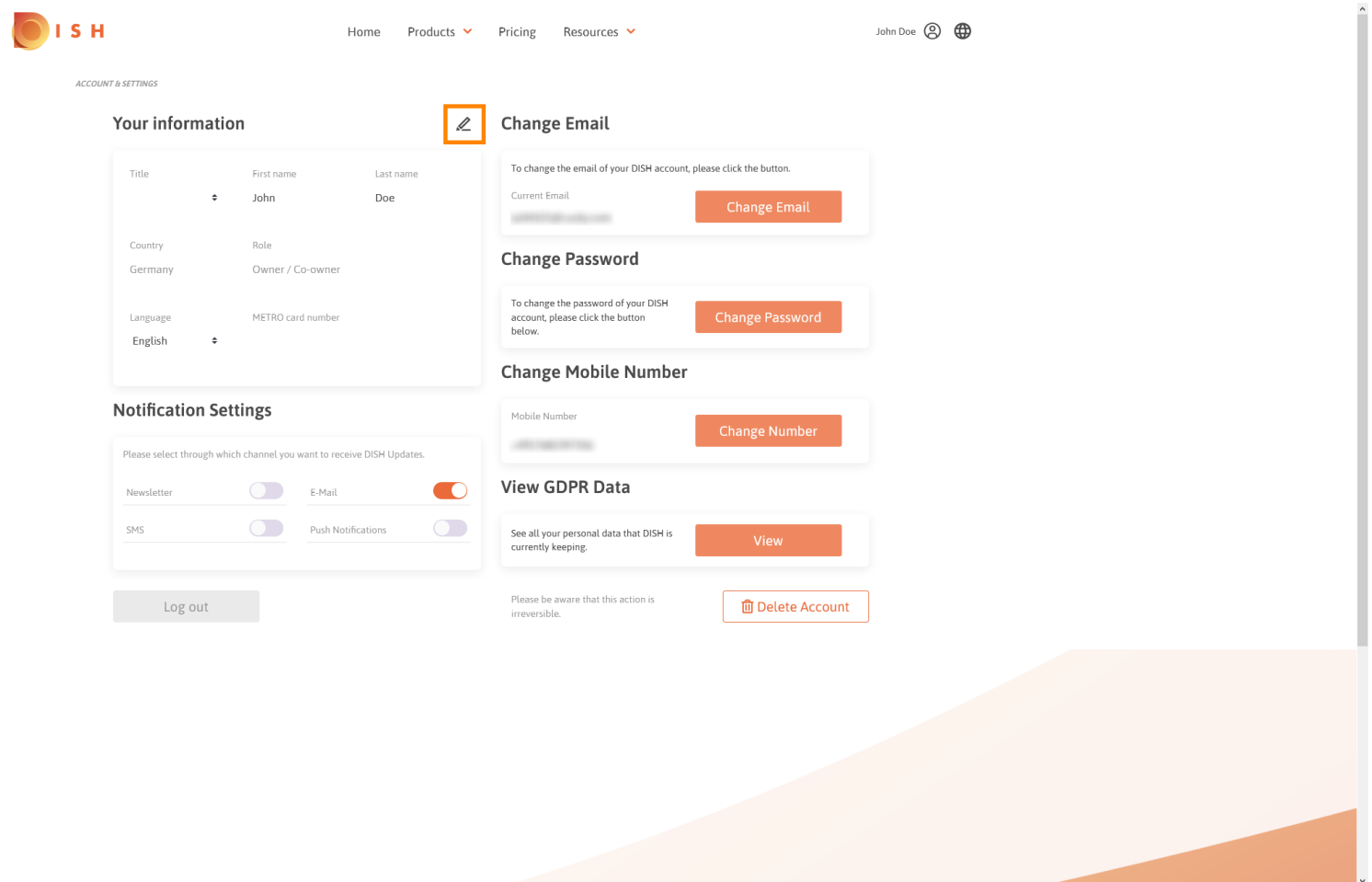
The screenshot displays the DISH account & settings dashboard. The top navigation bar includes the DISH logo, links for Home, Products, Pricing, and Resources, and a user profile section for John Doe. The main content area is titled "ACCOUNT & SETTINGS" and is divided into several sections:

- Your information**: A form with fields for Title, First name (John), Last name (Doe), Country (Germany), Role (Owner / Co-owner), Language (English), and METRO card number.
- Change Email**: A section with a text input for the current email and a "Change Email" button.
- Change Password**: A section with a text input for the current password and a "Change Password" button.
- Change Mobile Number**: A section with a text input for the mobile number and a "Change Number" button.
- Notification Settings**: A section with four toggle switches for Newsletter, E-Mail, SMS, and Push Notifications.
- View GDPR Data**: A section with a "View" button to see all personal data.
- Delete Account**: A button with a trash icon and the text "Delete Account".

A "Log out" button is located at the bottom left of the dashboard. The entire dashboard content is enclosed in an orange border.



To edit personal information click the **pencil icon**.



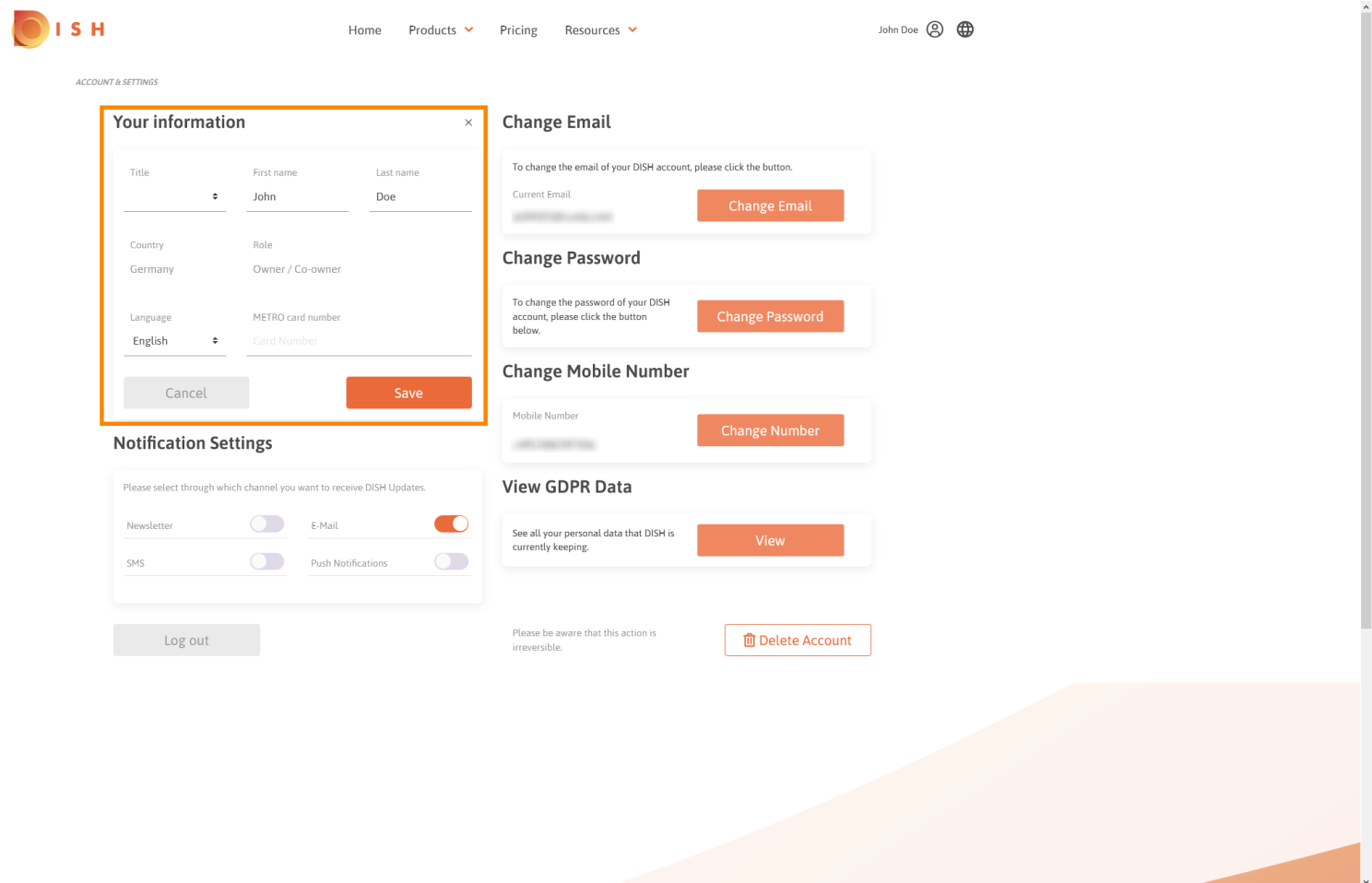
The screenshot shows the DISH account settings page. The header includes the DISH logo, navigation links (Home, Products, Pricing, Resources), and the user's name (John Doe) with a profile icon and a globe icon. The main content area is titled "ACCOUNT & SETTINGS" and contains several sections:

- Your information**: A section with a pencil icon in the top right corner. It contains a form with fields for Title, First name (John), Last name (Doe), Country (Germany), Role (Owner / Co-owner), Language (English), and METRO card number.
- Change Email**: A section with a text input field for the current email and a "Change Email" button.
- Change Password**: A section with a text input field for the current password and a "Change Password" button.
- Change Mobile Number**: A section with a text input field for the mobile number and a "Change Number" button.
- Notification Settings**: A section with a heading "Please select through which channel you want to receive DISH Updates." and four toggle switches: Newsletter (off), E-Mail (on), SMS (off), and Push Notifications (off).
- View GDPR Data**: A section with a text input field for the GDPR data and a "View" button.
- Delete Account**: A section with a text input field for the account deletion and a "Delete Account" button.

A "Log out" button is located at the bottom left of the settings area. The page has a light gray background with orange accents.



You are now able to edit information. **Note: To apply changes click on save. If nothing was changed either click on cancel or the x icon.**


Home Products Pricing Resources
John Doe

ACCOUNT & SETTINGS

×

Your information

Title

First name

Last name

John

Doe

Country

Role

Germany

Owner / Co-owner

Language

METRO card number

English

Card Number

Cancel

Save

Change Email

To change the email of your DISH account, please click the button.

Current Email

Change Email

Change Password

To change the password of your DISH account, please click the button below.

Change Password

Change Mobile Number

Mobile Number

Change Number

View GDPR Data

See all your personal data that DISH is currently keeping.

View

Log out

Notification Settings

Please select through which channel you want to receive DISH Updates.

Newsletter

E-Mail

SMS

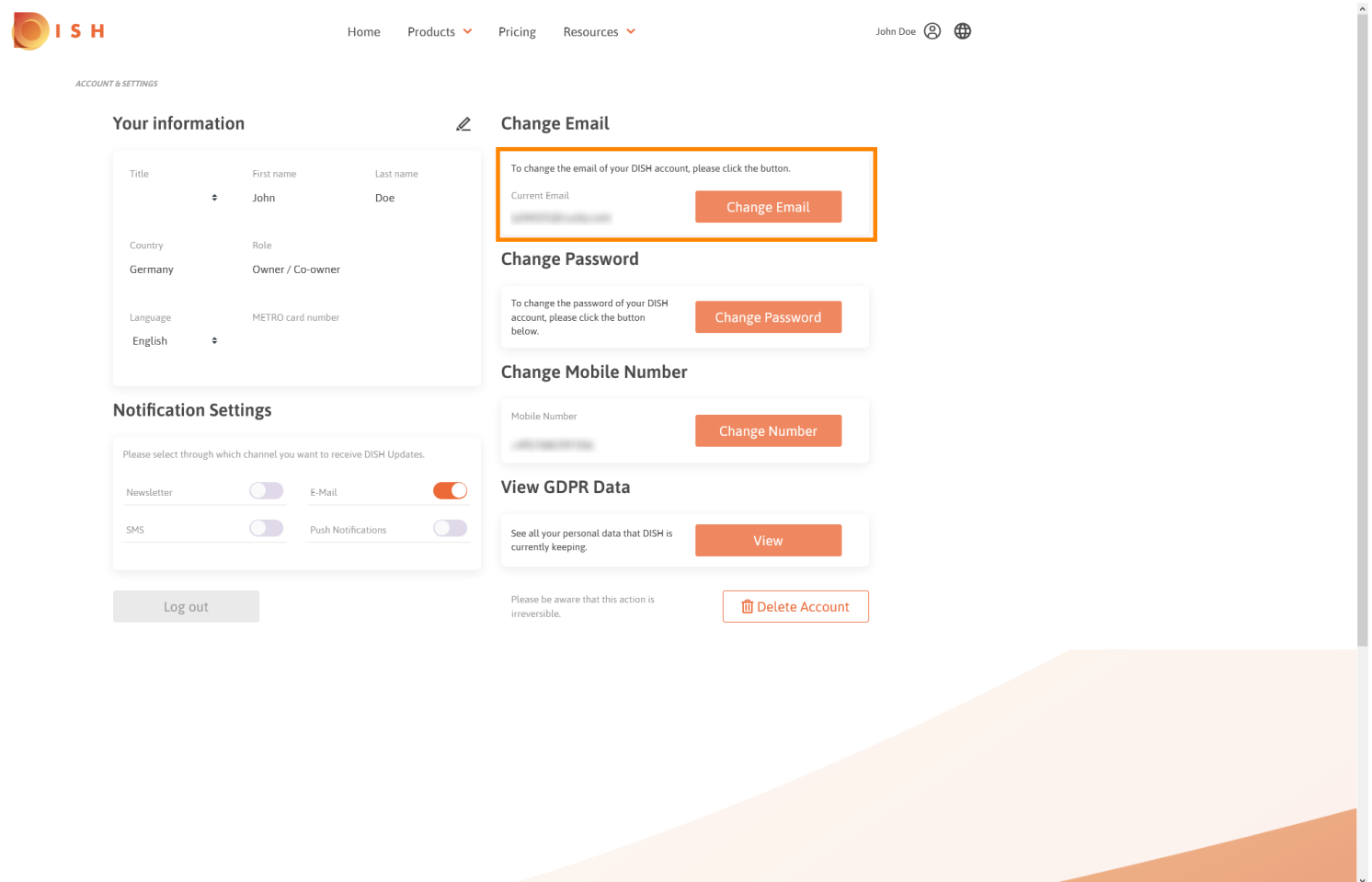
Push Notifications

Please be aware that this action is irreversible.

Delete Account



To adjust the email-address click on **change email**.



The screenshot shows the DISH account settings page. The header includes the DISH logo, navigation links (Home, Products, Pricing, Resources), and the user's name (John Doe) with a profile icon and a globe icon. The main content area is titled "ACCOUNT & SETTINGS" and is divided into two columns. The left column contains "Your information" and "Notification Settings". The right column contains "Change Email", "Change Password", "Change Mobile Number", and "View GDPR Data".

Your information

Title	First name	Last name
	John	Doe

Country	Role
Germany	Owner / Co-owner

Language	METRO card number
English	

Notification Settings

Please select through which channel you want to receive DISH Updates.

Newsletter	E-Mail
<input type="checkbox"/>	<input checked="" type="checkbox"/>

SMS	Push Notifications
<input type="checkbox"/>	<input type="checkbox"/>

Change Email

To change the email of your DISH account, please click the button.

Current Email: [Change Email](#)

Change Password

To change the password of your DISH account, please click the button below. [Change Password](#)

Change Mobile Number

Mobile Number: [Change Number](#)

View GDPR Data

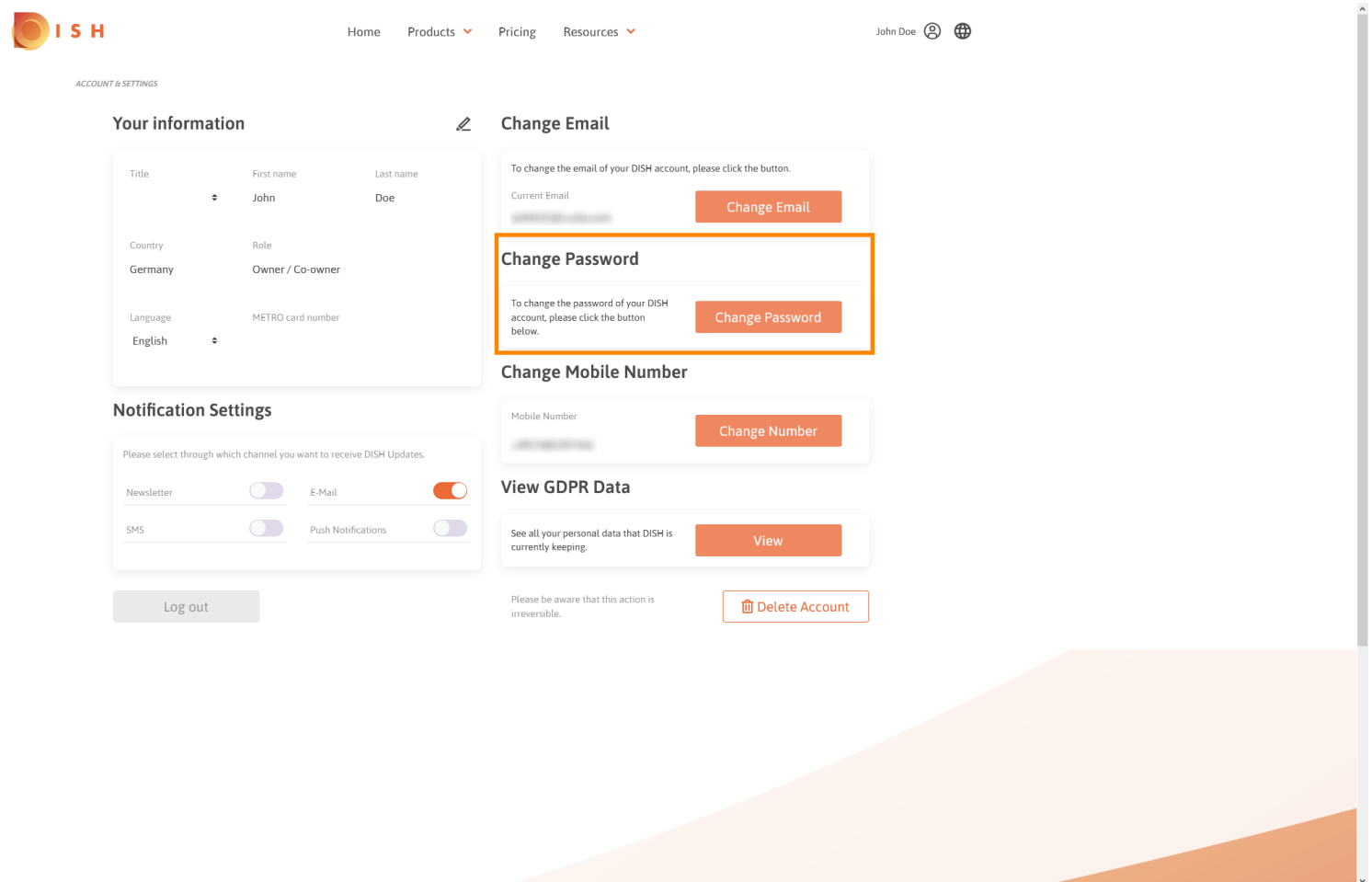
See all your personal data that DISH is currently keeping. [View](#)

[Log out](#)

Please be aware that this action is irreversible. [Delete Account](#)



To adjust the password click on **change password**.



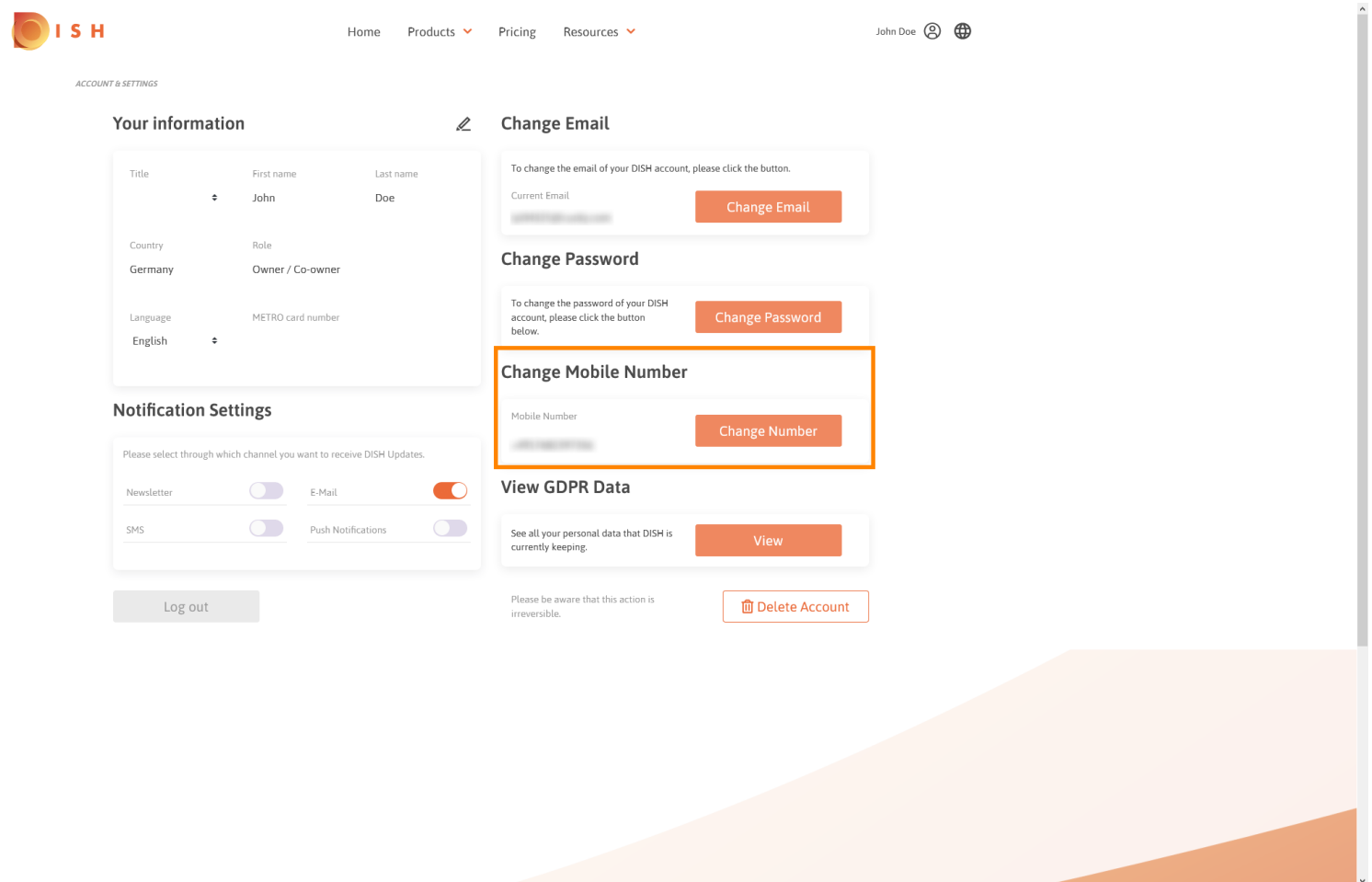
The screenshot shows the DISH account settings page. The header includes the DISH logo, navigation links (Home, Products, Pricing, Resources), and the user's name (John Doe). The main content area is titled 'ACCOUNT & SETTINGS' and contains several sections:

- Your information**: A form with fields for Title, First name (John), Last name (Doe), Country (Germany), Role (Owner / Co-owner), Language (English), and METRO card number.
- Notification Settings**: A section with four toggle switches: Newsletter (off), E-Mail (on), SMS (off), and Push Notifications (off).
- Change Email**: A section with a 'Current Email' field and a 'Change Email' button.
- Change Password**: A section with a 'Change Password' button, highlighted with an orange border.
- Change Mobile Number**: A section with a 'Mobile Number' field and a 'Change Number' button.
- View GDPR Data**: A section with a 'View' button.
- Delete Account**: A button with a trash icon and the text 'Delete Account'.

A 'Log out' button is located at the bottom left of the settings area. A warning message states: 'Please be aware that this action is irreversible.'



To adjust the mobile number click on **change number**.



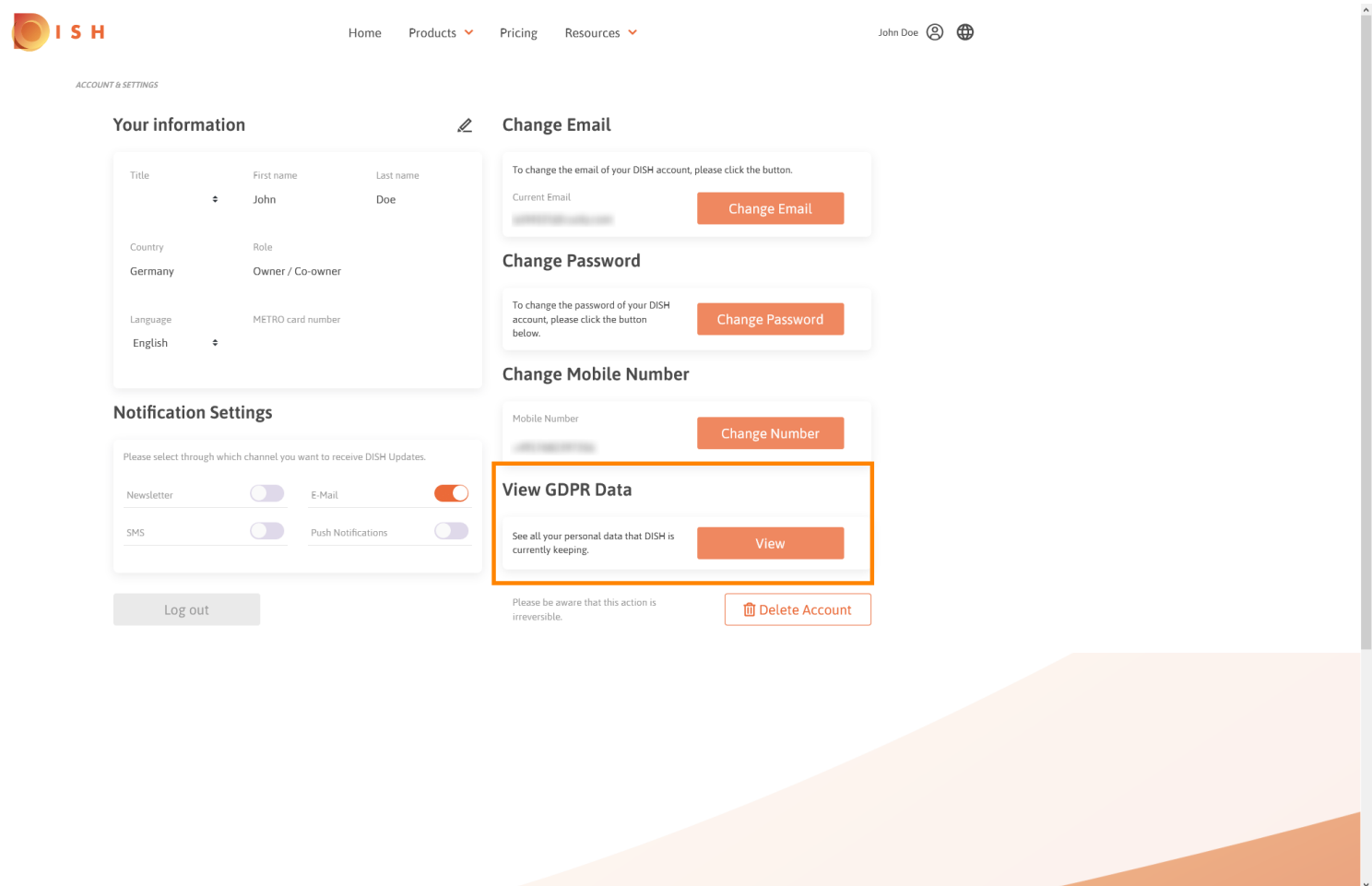
The screenshot shows the DISH account settings page. The header includes the DISH logo, navigation links (Home, Products, Pricing, Resources), and the user's name (John Doe). The main content area is titled 'ACCOUNT & SETTINGS' and contains several sections:

- Your information**: A form with fields for Title, First name (John), Last name (Doe), Country (Germany), Role (Owner / Co-owner), Language (English), and METRO card number.
- Notification Settings**: A section with toggle switches for Newsletter, E-Mail, SMS, and Push Notifications.
- Change Email**: A section with a 'Current Email' field and a 'Change Email' button.
- Change Password**: A section with a 'Change Password' button.
- Change Mobile Number**: A section with a 'Mobile Number' field and a 'Change Number' button. This section is highlighted with an orange border.
- View GDPR Data**: A section with a 'View' button.
- Delete Account**: A button with a trash icon and the text 'Delete Account'.

A 'Log out' button is located at the bottom left of the settings area. The page has a light gray background with orange accents.



To see all your personal data that DISH is currently keeping click on **view**. **Note: A download with those information will be automatically started.**

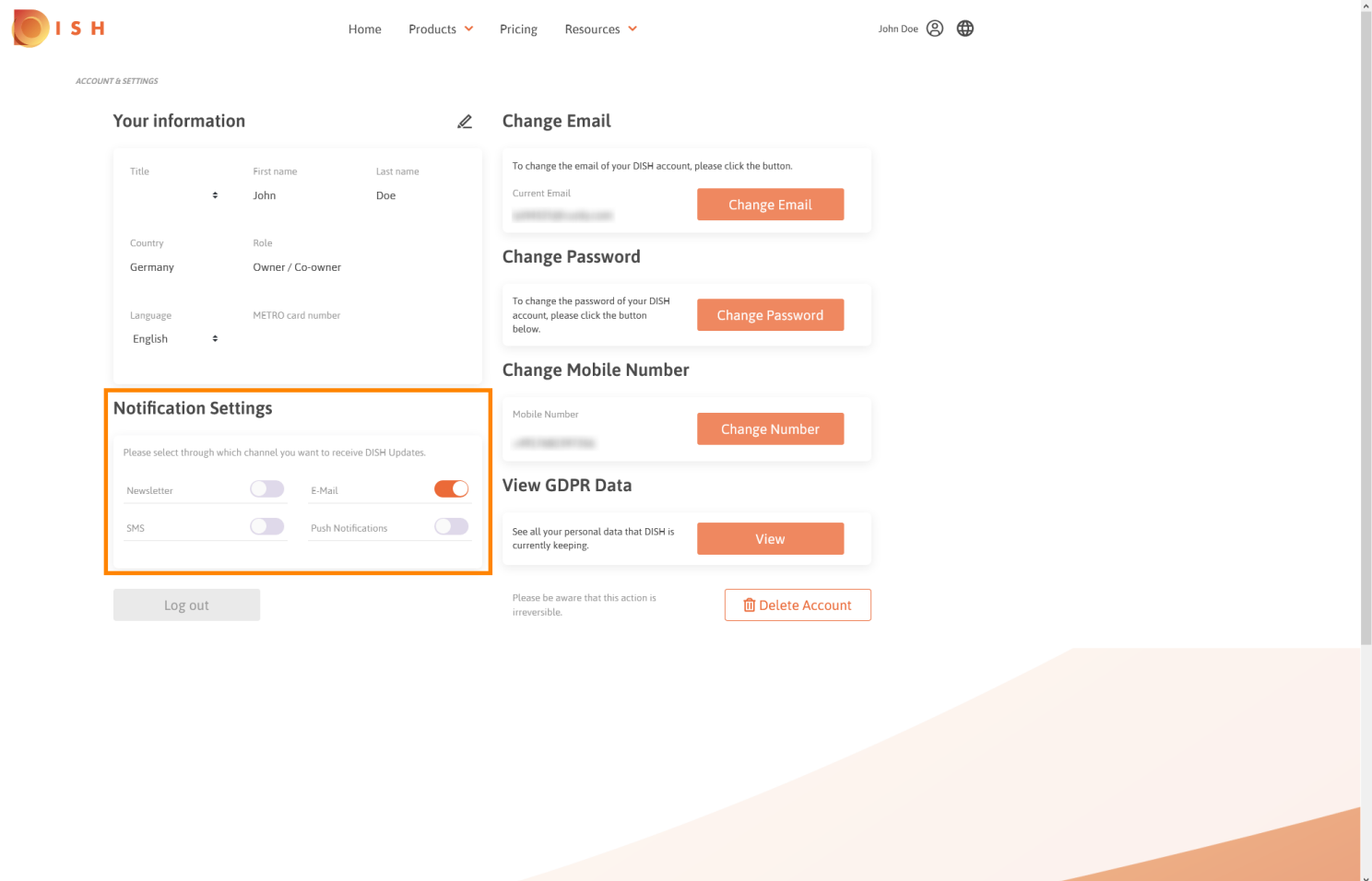


The screenshot shows the DISH account settings page. The header includes the DISH logo, navigation links (Home, Products, Pricing, Resources), and the user's name (John Doe). The main content area is titled "ACCOUNT & SETTINGS" and contains several sections:

- Your information**: A form with fields for Title, First name (John), Last name (Doe), Country (Germany), Role (Owner / Co-owner), Language (English), and METRO card number.
- Change Email**: A section with a "Change Email" button.
- Change Password**: A section with a "Change Password" button.
- Change Mobile Number**: A section with a "Change Number" button.
- Notification Settings**: A section with toggle switches for Newsletter, E-Mail, SMS, and Push Notifications.
- View GDPR Data**: A section with a "View" button, which is highlighted with an orange border in the original image.
- Delete Account**: A section with a "Delete Account" button.

A "Log out" button is located at the bottom left of the settings area.

To adjust the notification settings click on the respective **shift button**.



ISH Home Products Pricing Resources John Doe

ACCOUNT & SETTINGS

Your information

Title	First name	Last name
	John	Doe
Country	Role	
Germany	Owner / Co-owner	
Language	METRO card number	
English		

Notification Settings

Please select through which channel you want to receive DISH Updates.

Newsletter	<input type="checkbox"/>	E-Mail	<input checked="" type="checkbox"/>
SMS	<input type="checkbox"/>	Push Notifications	<input type="checkbox"/>

Change Email

To change the email of your DISH account, please click the button.

Current Email **Change Email**

Change Password

To change the password of your DISH account, please click the button below. **Change Password**

Change Mobile Number

Mobile Number **Change Number**

View GDPR Data

See all your personal data that DISH is currently keeping. **View**

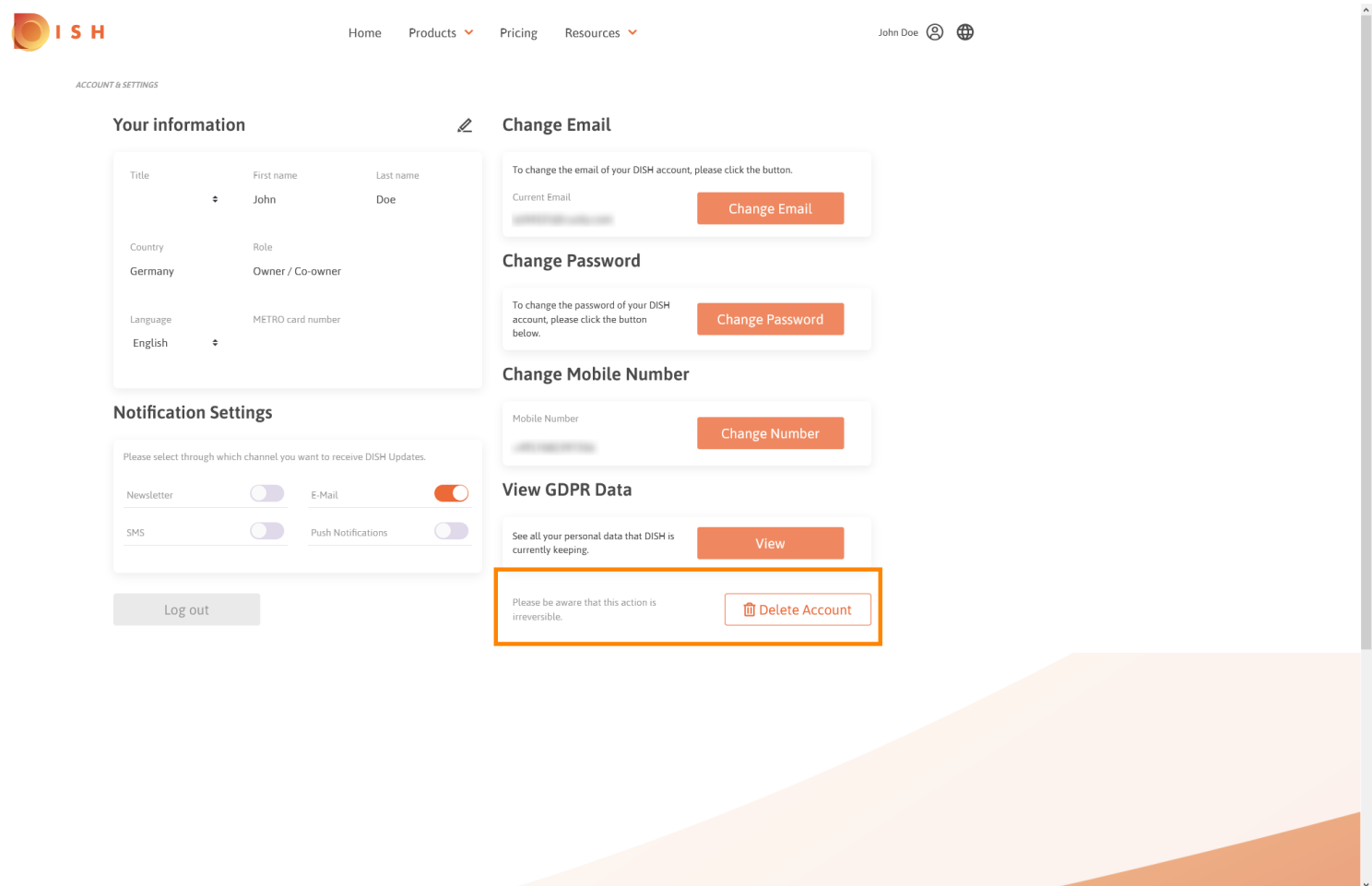
Delete Account

Please be aware that this action is irreversible.

Log out



You as well can delete your DISH account by clicking **delete account**. Note: Before the account will be deleted permanently you have to follow through two security steps. This action is irreversible.



The screenshot shows the DISH account settings page. The header includes the DISH logo, navigation links (Home, Products, Pricing, Resources), and the user's name (John Doe) with a profile icon and a globe icon. The main content area is titled "ACCOUNT & SETTINGS" and is divided into two columns. The left column contains "Your information" (with fields for Title, First name, Last name, Country, Role, Language, and METRO card number) and "Notification Settings" (with toggles for Newsletter, E-Mail, SMS, and Push Notifications). The right column contains "Change Email", "Change Password", "Change Mobile Number", and "View GDPR Data". The "Delete Account" button is highlighted with an orange border. A "Log out" button is located at the bottom left of the settings area.

Account & Settings

Your information

Title	First name	Last name
	John	Doe
Country	Role	
Germany	Owner / Co-owner	
Language	METRO card number	
English		

Notification Settings

Please select through which channel you want to receive DISH Updates.

Newsletter	<input type="checkbox"/>	E-Mail	<input checked="" type="checkbox"/>
SMS	<input type="checkbox"/>	Push Notifications	<input type="checkbox"/>

Change Email

To change the email of your DISH account, please click the button.

Current Email: [redacted] [Change Email](#)

Change Password

To change the password of your DISH account, please click the button below.

[Change Password](#)

Change Mobile Number

Mobile Number: [redacted] [Change Number](#)

View GDPR Data

See all your personal data that DISH is currently keeping. [View](#)

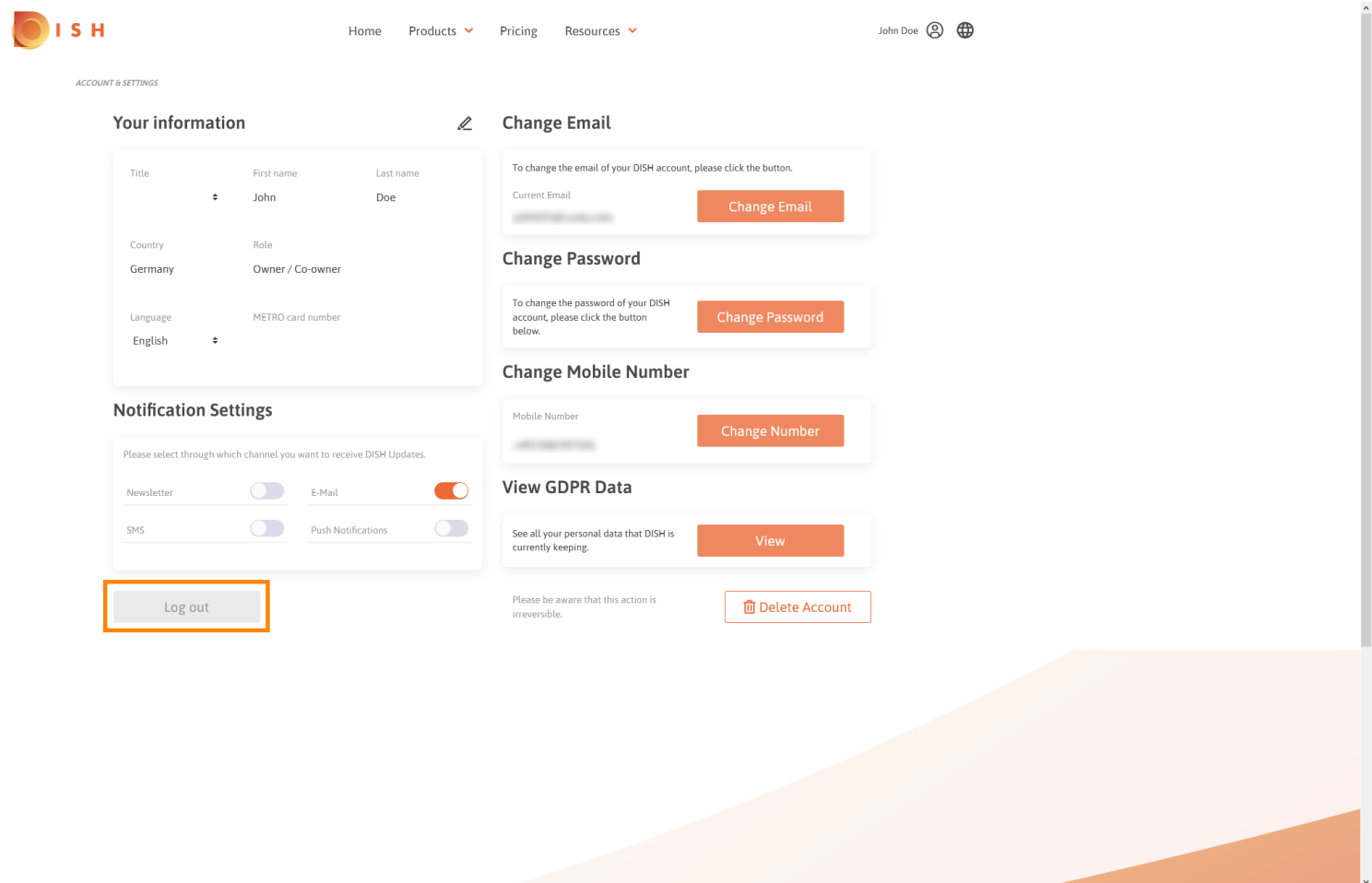
[Delete Account](#)

Please be aware that this action is irreversible.

[Log out](#)



When you are finished working with DISH click on **log out** to leave your session.



The screenshot shows the DISH account settings page. The header includes the DISH logo, navigation links (Home, Products, Pricing, Resources), and the user's name (John Doe) with a profile icon and a globe icon. The main content area is titled "ACCOUNT & SETTINGS" and contains several sections:

- Your information**: A form with fields for Title, First name (John), Last name (Doe), Country (Germany), Role (Owner / Co-owner), Language (English), and METRO card number.
- Change Email**: A section with a text input for "Current Email" and a "Change Email" button.
- Change Password**: A section with a text input for "Current Password" and a "Change Password" button.
- Change Mobile Number**: A section with a text input for "Mobile Number" and a "Change Number" button.
- Notification Settings**: A section with four toggle switches: Newsletter (off), E-Mail (on), SMS (off), and Push Notifications (off).
- View GDPR Data**: A section with a "View" button.
- Delete Account**: A button with a trash icon and the text "Delete Account".

A "Log out" button is located at the bottom left of the account settings section, highlighted with an orange border.