




Benvenuti nella 2. parte del processo di installazione. Impostazione della capacità per le prenotazioni del tuo ristorante. Nota: ti consigliamo di specificare la tua capacità per tavolo nel modo più accurato possibile (numero di posti per tavolo).



You have the option to choose between seat-based and table-based setup.

If you choose to use seats-based setup, reservations will be managed according to the total number of seats available.

If you choose table-based setup, all reservations will be assigned one or more tables automatically. You will have the possibility to modify the automatically assigned tables. Only

1

Reservation Hours

2

Capacity

3

Group size

4

Contact

5

Integration

Please select whether you would like to use seat or table reservations.

☒ Seats
 ☐ Tables

How many seats are available for reservation in your establishment?

Please note that a minimum of 4 seats must be made available.

Continue


?

Designed by Hospitality Digital GmbH. All rights reserved.

[FAQ](#) |
 [Terms of use](#) |
 [Imprint](#) |
 [Data privacy](#)



Qui puoi scegliere tra posti a sedere e tavoli.



You have the option to choose between seat-based and table-based setup.

If you choose to use seats-based setup, reservations will be managed according to the total number of seats available.

If you choose table-based setup, all reservations will be assigned one or more tables automatically. You will have the possibility to modify the automatically assigned tables. Only

1

Reservation Hours

2

Capacity

3

Group size

4

Contact

5

Integration

Please select whether you would like to use seat or table reservations.

☒ Seats
 ☐ Tables

How many seats are available for reservation in your establishment?

Please note that a minimum of 4 seats must be made available.

Continue

?


Designed by Hospitality Digital GmbH. All rights reserved.

[FAQ](#) |
 [Terms of use](#) |
 [Imprint](#) |
 [Data privacy](#)



Poiché in genere vengono utilizzate le planimetrie dei tavoli, fare clic sul pulsante "Tabelle".

DISH RESERVATION
Test Restaurant - Test - Berlin



You have the option to choose between seat-based and table-based setup.

If you choose to use seats-based setup, reservations will be managed according to the total number of seats available.

If you choose table-based setup, all reservations will be assigned one or more tables automatically. You will have the possibility to modify the automatically assigned tables. Only

Please select whether you would like to use seat or table reservations.

☐ Seats
☒ Tables

Step 1: Define area(s)

If your establishment has multiple areas or rooms, you may want to define an area before you start assigning tables to it. e.g.: Indoor, Outdoor, Bar, Lounge, etc.

Area Name	Selectable	Active
Area Name	<input checked="" type="checkbox"/>	<input type="checkbox"/>

Would you like to add more areas?

Add

Step 2: Define Table(s) - Total Seats: 0

Table Name	Seats	Area Name	Priority
Table Name	Seats	Area Name	Priority

Would you like to add more tables?


Add

You can add a visual table plan after finishing the initial setup.



Qui puoi inserire il nome dell'area. Basta cliccare sul **campo** e inserire il **nome** o l'area.

DISH RESERVATION
Test Restaurant - Test - Berlin



You have the option to choose between seat-based and table-based setup.

If you choose to use seats-based setup, reservations will be managed according to the total number of seats available.

If you choose table-based setup, all reservations will be assigned one or more tables automatically. You will have the possibility to modify the automatically assigned tables. Only

Please select whether you would like to use seat or table reservations.

☐ Seats
☒ Tables

Step 1: Define area(s)

If your establishment has multiple areas or rooms, you may want to define an area before you start assigning tables to it. e.g.: Indoor, Outdoor, Bar, Lounge, etc.

Area Name	Selectable	Active
Indoor	<input checked="" type="checkbox"/>	<input type="checkbox"/>

Would you like to add more areas?

Add

Step 2: Define Table(s) - Total Seats: 0


Table Name	Seats	Area Name	Priority

Would you like to add more tables?

Add

You can add a visual table plan after finishing the initial setup.

Se vuoi aggiungere un'altra area, clicca sul pulsante **Aggiungi**.



You have the option to choose between seat-based and table-based setup.

If you choose to use seats-based setup, reservations will be managed according to the total number of seats available.

If you choose table-based setup, all reservations will be assigned one or more tables automatically. You will have the possibility to modify the automatically assigned tables. Only

DISH RESERVATION

Test Restaurant - Test - Berlin

Please select whether you would like to use seat or table reservations.

☐ Seats
☒ Tables

Step 1: Define area(s)

If your establishment has multiple areas or rooms, you may want to define an area before you start assigning tables to it. e.g.: Indoor, Outdoor, Bar, Lounge, etc.

Area Name	Selectable	Active
Indoor	<input checked="" type="checkbox"/>	<input type="checkbox"/>

Would you like to add more areas?

Add

Step 2: Define Table(s) - Total Seats: 0

Table Name	Seats	Area Name	Priority

Would you like to add more tables?


Add

You can add a visual table plan after finishing the initial setup.



Qui puoi specificare le tabelle.

DISH RESERVATION
Test Restaurant - Test - Berlin



You have the option to choose between seat-based and table-based setup.

If you choose to use seats-based setup, reservations will be managed according to the total number of seats available.

If you choose table-based setup, all reservations will be assigned one or more tables automatically. You will have the possibility to modify the automatically assigned tables. Only

Step 1: Define area(s)

If your establishment has multiple areas or rooms, you may want to define an area before you start assigning tables to it. e.g.: Indoor, Outdoor, Bar, Lounge, etc.

Area Name	Selectable	Active	
Indoor	<input checked="" type="checkbox"/>	<input type="checkbox"/>	
Outdoor	<input checked="" type="checkbox"/>	<input type="checkbox"/>	

Would you like to add more areas?

Add

Step 2: Define Table(s) - Total Seats: 0

Table Name	Seats	Area Name	Priority	
				<input type="checkbox"/>

Would you like to add more tables?


Add

You can add a visual table plan after finishing the initial setup.

Continue ?

Fare clic sul **campo** e inserire il **nome della tabella** .

DISH RESERVATION
Test Restaurant - Test - Berlin



You have the option to choose between seat-based and table-based setup.

If you choose to use seats-based setup, reservations will be managed according to the total number of seats available.

If you choose table-based setup, all reservations will be assigned one or more tables automatically. You will have the possibility to modify the automatically assigned tables. Only

Step 1: Define area(s)

If your establishment has multiple areas or rooms, you may want to define an area before you start assigning tables to it. e.g.: Indoor, Outdoor, Bar, Lounge, etc.

Area Name	Selectable	Active	
Indoor	<input checked="" type="checkbox"/>	<input type="checkbox"/>	
Outdoor	<input checked="" type="checkbox"/>	<input type="checkbox"/>	

Would you like to add more areas?

Add

Step 2: Define Table(s) - Total Seats: 0

Table Name	Seats	Area Name	Priority	
				<input type="checkbox"/>

Would you like to add more tables?

Add


You can add a visual table plan after finishing the initial setup.

Continue ?



Specificare il **numero di posti**.

DISH RESERVATION
Test Restaurant - Test - Berlin



You have the option to choose between seat-based and table-based setup.

If you choose to use seats-based setup, reservations will be managed according to the total number of seats available.

If you choose table-based setup, all reservations will be assigned one or more tables automatically. You will have the possibility to modify the automatically assigned tables. Only

Step 1: Define area(s)

If your establishment has multiple areas or rooms, you may want to define an area before you start assigning tables to it. e.g.: Indoor, Outdoor, Bar, Lounge, etc.

Area Name	Selectable	Active	
Indoor	<input checked="" type="checkbox"/>	<input type="checkbox"/>	
Outdoor	<input checked="" type="checkbox"/>	<input type="checkbox"/>	

Would you like to add more areas?

Add


Step 2: Define Table(s) - Total Seats: 0

Table Name	Seats	Area Name	Priority	
				<input type="checkbox"/>

Would you like to add more tables?

Add

You can add a visual table plan after finishing the initial setup.


Continue




Clicca sul **campo** e scegli l' **area** a cui è assegnato il tavolo.

DISH RESERVATION

Test Restaurant - Test - Berlin





You have the option to choose between seat-based and tabled-based setup.

If you choose to use seats-based setup, reservations will be managed according to the total number of seats available.

If you choose table-based setup, all reservations will be assigned one or more tables automatically. You will have the possibility to modify the automatically assigned tables. Only

Step 1: Define area(s)

If your establishment has multiple areas or rooms, you may want to define an area before you start assigning tables to it. e.g.: Indoor, Outdoor, Bar, Lounge, etc.

Area Name	Selectable	Active	
Indoor	<input checked="" type="checkbox"/>	<input type="checkbox"/>	
Outdoor	<input checked="" type="checkbox"/>	<input type="checkbox"/>	

Would you like to add more areas?

Add

Step 2: Define Table(s) - Total Seats: 6


Area Name

Indoor

Outdoor

Priority

☐



Would you like to add more tables?

Add

You can add a visual table plan after finishing the initial setup.

Continue

?




Qui puoi dare la **priorità** al tavolo, fai semplicemente clic su di esso e scegli la **priorità** del tavolo.

DISH RESERVATION

Test Restaurant - Test - Berlin

🇬🇧



You have the option to choose between seat-based and table-based setup.

If you choose to use seats-based setup, reservations will be managed according to the total number of seats available.

If you choose table-based setup, all reservations will be assigned one or more tables automatically. You will have the possibility to modify the automatically assigned tables. Only

Step 1: Define area(s)

If your establishment has multiple areas or rooms, you may want to define an area before you start assigning tables to it. e.g.: Indoor, Outdoor, Bar, Lounge, etc.

Area Name	Selectable	Active	
Indoor	<input checked="" type="checkbox"/>	<input type="checkbox"/>	
Outdoor	<input checked="" type="checkbox"/>	<input type="checkbox"/>	

Would you like to add more areas?

Add

Step 2: Define Table(s) - Total Seats: 6

1 6 Indoor

Priority

- Prio 1
- Prio 2
- Prio 3

Would you like to add more tables?

You can add a visual table plan after finishing the initial setup.

Add


Continue

?



Clicca sul pulsante **Aggiungi** per continuare il processo e rendere tutti i tuoi tavoli disponibili per la prenotazione.

DISH RESERVATION
Test Restaurant - Test - Berlin



You have the option to choose between seat-based and table-based setup.

If you choose to use seats-based setup, reservations will be managed according to the total number of seats available.

If you choose table-based setup, all reservations will be assigned one or more tables automatically. You will have the possibility to modify the automatically assigned tables. Only

Step 1: Define area(s)

If your establishment has multiple areas or rooms, you may want to define an area before you start assigning tables to it. e.g.: Indoor, Outdoor, Bar, Lounge, etc.

Area Name	Selectable	Active	
Indoor	<input checked="" type="checkbox"/>	<input type="checkbox"/>	
Outdoor	<input checked="" type="checkbox"/>	<input type="checkbox"/>	

Would you like to add more areas?

Add

Step 2: Define Table(s) - Total Seats: 6

☐

Would you like to add more tables?

Add


You can add a visual table plan after finishing the initial setup.

Continue



Quando hai finito di impostare tutti i tuoi tavoli per le prenotazioni, fai clic su **Continua** per terminare e continua con il processo di configurazione.

DISH RESERVATION
Test Restaurant - Test - Berlin



You have the option to choose between seat-based and table-based setup.

If you choose to use seats-based setup, reservations will be managed according to the total number of seats available.

If you choose table-based setup, all reservations will be assigned one or more tables automatically. You will have the possibility to modify the automatically assigned tables. Only

Step 1: Define area(s)

If your establishment has multiple areas or rooms, you may want to define an area before you start assigning tables to it. e.g.: Indoor, Outdoor, Bar, Lounge, etc.

Area Name	Selectable	Active	
Indoor	<input checked="" type="checkbox"/>	<input type="checkbox"/>	
Outdoor	<input checked="" type="checkbox"/>	<input type="checkbox"/>	

Would you like to add more areas?

Add


Step 2: Define Table(s) - Total Seats: 14

1	6	Indoor	Prio 1	<input type="checkbox"/>	
21	8	Outdoor	Priority	<input type="checkbox"/>	

Would you like to add more tables?

Add

You can add a visual table plan after finishing the initial setup.



Continue