



Bun venit la partea 2. a procesului de configurare. Stabilirea capacității de rezervare a restaurantului dumneavoastră. Notă: Vă recomandăm să vă specificați cât mai exact capacitatea pe masă (numărul de locuri pe masă).

DISH RESERVATION
Test Restaurant - Test - Berlin

1
Reservation Hours
2
Capacity
3
Group size
4
Contact
5
Integration

Please select whether you would like to use seat or table reservations.

☒ Seats
☐ Tables

How many seats are available for reservation in your establishment?
Please note that a minimum of 4 seats must be made available.

Continue

?

You have the option to choose between seat-based and table-based setup.

If you choose to use seats-based setup, reservations will be managed according to the total number of seats available.

If you choose table-based setup, all reservations will be assigned one or more tables automatically. You will have the possibility to modify the automatically assigned tables. Only

Designed by Hospitality Digital GmbH. All rights reserved.
FAQ | Terms of use | Imprint | Data privacy




Aici puteți alege între scaune și mese.

DISH RESERVATION
Test Restaurant - Test - Berlin

1
2
3
4
5

Reservation Hours
Capacity
Group size
Contact
Integration



You have the option to choose between seat-based and table-based setup.

If you choose to use seats-based setup, reservations will be managed according to the total number of seats available.

If you choose table-based setup, all reservations will be assigned one or more tables automatically. You will have the possibility to modify the automatically assigned tables. Only

Please select whether you would like to use seat or table reservations.


☒ Seats

☐ Tables

How many seats are available for reservation in your establishment?

Please note that a minimum of 4 seats must be made available.

Continue




Designed by Hospitality Digital GmbH. All rights reserved.

FAQ | Terms of use | Imprint | Data privacy



Deoarece de obicei sunt folosite planuri de masă, faceți clic pe butonul „Tabele”.

DISH RESERVATION
Test Restaurant - Test - Berlin



You have the option to choose between seat-based and table-based setup.

If you choose to use seats-based setup, reservations will be managed according to the total number of seats available.

If you choose table-based setup, all reservations will be assigned one or more tables automatically. You will have the possibility to modify the automatically assigned tables. Only

Please select whether you would like to use seat or table reservations.

☐ Seats
☒ Tables

Step 1: Define area(s)

If your establishment has multiple areas or rooms, you may want to define an area before you start assigning tables to it. e.g.: Indoor, Outdoor, Bar, Lounge, etc.

Area Name	Selectable	Active
<input type="text" value="Area Name"/>	<input checked="" type="checkbox"/>	<input type="checkbox"/>

Would you like to add more areas? Add

Step 2: Define Table(s) - Total Seats: 0

Table Name	Seats	Area Name	Priority
<input type="text"/>	<input type="text"/>	<input type="text"/>	<input type="text"/>


Would you like to add more tables? Add

You can add a visual table plan after finishing the initial setup.



Aici puteți introduce numele zonei. Pur și simplu faceți clic pe **câmp** și introduceți **numele** sau zona.

DISH RESERVATION
Test Restaurant - Test - Berlin



You have the option to choose between seat-based and table-based setup.

If you choose to use seats-based setup, reservations will be managed according to the total number of seats available.

If you choose table-based setup, all reservations will be assigned one or more tables automatically. You will have the possibility to modify the automatically assigned tables. Only

Please select whether you would like to use seat or table reservations.

☐ Seats
☒ Tables

Step 1: Define area(s)

If your establishment has multiple areas or rooms, you may want to define an area before you start assigning tables to it. e.g.: Indoor, Outdoor, Bar, Lounge, etc.

Area Name	Selectable	Active
Indoor	<input checked="" type="checkbox"/>	<input type="checkbox"/>

Would you like to add more areas?

Add

Step 2: Define Table(s) - Total Seats: 0


Table Name	Seats	Area Name	Priority

Would you like to add more tables?

Add

You can add a visual table plan after finishing the initial setup.

 Dacă doriți să adăugați o altă zonă, faceți clic pe butonul **Adăugare**.



You have the option to choose between seat-based and table-based setup.

If you choose to use seats-based setup, reservations will be managed according to the total number of seats available.

If you choose table-based setup, all reservations will be assigned one or more tables automatically. You will have the possibility to modify the automatically assigned tables. Only

DISH RESERVATION
Test Restaurant - Test - Berlin

Please select whether you would like to use seat or table reservations.

☐ Seats
☒ Tables

Step 1: Define area(s)

If your establishment has multiple areas or rooms, you may want to define an area before you start assigning tables to it. e.g.: Indoor, Outdoor, Bar, Lounge, etc.

Area Name	Selectable	Active	
Indoor	<input checked="" type="checkbox"/>	<input type="checkbox"/>	

Would you like to add more areas?

Add

Step 2: Define Table(s) - Total Seats: 0

Table Name	Seats	Area Name	Priority	
				<input type="checkbox"/>

Would you like to add more tables?


Add

You can add a visual table plan after finishing the initial setup.



Aici puteți specifica tabelele.

DISH RESERVATION
Test Restaurant - Test - Berlin



You have the option to choose between seat-based and table-based setup.

If you choose to use seats-based setup, reservations will be managed according to the total number of seats available.

If you choose table-based setup, all reservations will be assigned one or more tables automatically. You will have the possibility to modify the automatically assigned tables. Only

Step 1: Define area(s)

If your establishment has multiple areas or rooms, you may want to define an area before you start assigning tables to it. e.g.: Indoor, Outdoor, Bar, Lounge, etc.

Area Name	Selectable	Active	
Indoor	<input checked="" type="checkbox"/>	<input type="checkbox"/>	
Outdoor	<input checked="" type="checkbox"/>	<input type="checkbox"/>	

Would you like to add more areas?

Add


Step 2: Define Table(s) - Total Seats: 0

Table Name	Seats	Area Name	Priority	
				<input type="checkbox"/>

Would you like to add more tables?


Add

You can add a visual table plan after finishing the initial setup.

Continue


Faceți clic pe **câmp** și introduceți **numele tabelului**.

DISH RESERVATION
Test Restaurant - Test - Berlin



You have the option to choose between seat-based and table-based setup.

If you choose to use seats-based setup, reservations will be managed according to the total number of seats available.

If you choose table-based setup, all reservations will be assigned one or more tables automatically. You will have the possibility to modify the automatically assigned tables. Only

Step 1: Define area(s)

If your establishment has multiple areas or rooms, you may want to define an area before you start assigning tables to it. e.g.: Indoor, Outdoor, Bar, Lounge, etc.

Area Name	Selectable	Active	
Indoor	<input checked="" type="checkbox"/>	<input type="checkbox"/>	
Outdoor	<input checked="" type="checkbox"/>	<input type="checkbox"/>	

Would you like to add more areas?

Add

Step 2: Define Table(s) - Total Seats: 0

Table Name	Seats	Area Name	Priority	
				<input type="checkbox"/>

Would you like to add more tables?

Add


You can add a visual table plan after finishing the initial setup.

Continue ?



Specificați numărul de locuri .

DISH RESERVATION
Test Restaurant - Test - Berlin



You have the option to choose between seat-based and table-based setup.

If you choose to use seats-based setup, reservations will be managed according to the total number of seats available.

If you choose table-based setup, all reservations will be assigned one or more tables automatically. You will have the possibility to modify the automatically assigned tables. Only

Step 1: Define area(s)

If your establishment has multiple areas or rooms, you may want to define an area before you start assigning tables to it. e.g.: Indoor, Outdoor, Bar, Lounge, etc.

Area Name	Selectable	Active	
Indoor	<input checked="" type="checkbox"/>	<input type="checkbox"/>	
Outdoor	<input checked="" type="checkbox"/>	<input type="checkbox"/>	

Would you like to add more areas?

Add


Step 2: Define Table(s) - Total Seats: 0

Table Name	Seats	Area Name	Priority	
				<input type="checkbox"/>


Would you like to add more tables?

Add

You can add a visual table plan after finishing the initial setup.

Continue


Faceți clic pe câmp **și** alegeți **zona** căreia îi este atribuit tabelul.



You have the option to choose between seat-based and table-based setup.

If you choose to use seats-based setup, reservations will be managed according to the total number of seats available.

If you choose table-based setup, all reservations will be assigned one or more tables automatically. You will have the possibility to modify the automatically assigned tables. Only

DISH RESERVATION
Test Restaurant - Test - Berlin

Step 1: Define area(s)

If your establishment has multiple areas or rooms, you may want to define an area before you start assigning tables to it. e.g.: Indoor, Outdoor, Bar, Lounge, etc.

Area Name	Selectable	Active	
Indoor	<input checked="" type="checkbox"/>	<input checked="" type="checkbox"/>	
Outdoor	<input checked="" type="checkbox"/>	<input checked="" type="checkbox"/>	

Would you like to add more areas?

Add

Step 2: Define Table(s) - Total Seats: 6

1

6

Area Name

Indoor

Outdoor

Priority

☒

Would you like to add more tables?


Add

You can add a visual table plan after finishing the initial setup.

Continue

?

Aici puteți **prioritiza** tabelul, pur și simplu faceți clic pe el și alegeți **prioritatea** tabelului.



You have the option to choose between seat-based and table-based setup.

If you choose to use seats-based setup, reservations will be managed according to the total number of seats available.

If you choose table-based setup, all reservations will be assigned one or more tables automatically. You will have the possibility to modify the automatically assigned tables. Only

DISH RESERVATION
Test Restaurant - Test - Berlin

Step 1: Define area(s)

If your establishment has multiple areas or rooms, you may want to define an area before you start assigning tables to it. e.g.: Indoor, Outdoor, Bar, Lounge, etc.

Area Name	Selectable	Active
Indoor	<input checked="" type="checkbox"/>	<input type="checkbox"/>
Outdoor	<input checked="" type="checkbox"/>	<input type="checkbox"/>

Would you like to add more areas?

Step 2: Define Table(s) - Total Seats: 6

1	6	Indoor	Priority	<input type="checkbox"/>
---	---	--------	----------	--------------------------

Would you like to add more tables?

You can add a visual table plan after finishing the initial setup.


Prio 1
Prio 2
Prio 3

Continue



Faceți clic pe butonul **Adăugați** pentru a continua procesul și a vă pune la dispoziție toate mesele pentru rezervări.

DISH RESERVATION
Test Restaurant - Test - Berlin



You have the option to choose between seat-based and table-based setup.

If you choose to use seats-based setup, reservations will be managed according to the total number of seats available.

If you choose table-based setup, all reservations will be assigned one or more tables automatically. You will have the possibility to modify the automatically assigned tables. Only

Step 1: Define area(s)

If your establishment has multiple areas or rooms, you may want to define an area before you start assigning tables to it. e.g.: Indoor, Outdoor, Bar, Lounge, etc.

Area Name	Selectable	Active	
Indoor	<input checked="" type="checkbox"/>	<input type="checkbox"/>	
Outdoor	<input checked="" type="checkbox"/>	<input type="checkbox"/>	

Would you like to add more areas?

Add

Step 2: Define Table(s) - Total Seats: 6

☐

Would you like to add more tables?

Add


You can add a visual table plan after finishing the initial setup.

Continue



Când ați terminat de configurat toate mesele pentru rezervări, faceți clic pe **Continuare** pentru a finaliza și continua procesul de configurare.

DISH RESERVATION
Test Restaurant - Test - Berlin



You have the option to choose between seat-based and table-based setup.

If you choose to use seats-based setup, reservations will be managed according to the total number of seats available.

If you choose table-based setup, all reservations will be assigned one or more tables automatically. You will have the possibility to modify the automatically assigned tables. Only

Step 1: Define area(s)

If your establishment has multiple areas or rooms, you may want to define an area before you start assigning tables to it. e.g.: Indoor, Outdoor, Bar, Lounge, etc.

Area Name	Selectable	Active	
Indoor	<input checked="" type="checkbox"/>	<input type="checkbox"/>	
Outdoor	<input checked="" type="checkbox"/>	<input type="checkbox"/>	

Would you like to add more areas? Add

Step 2: Define Table(s) - Total Seats: 14

1	6	Indoor	Prio 1	<input type="checkbox"/>	
21	8	Outdoor	Priority	<input type="checkbox"/>	

Would you like to add more tables? Add

You can add a visual table plan after finishing the initial setup.

?
Continue