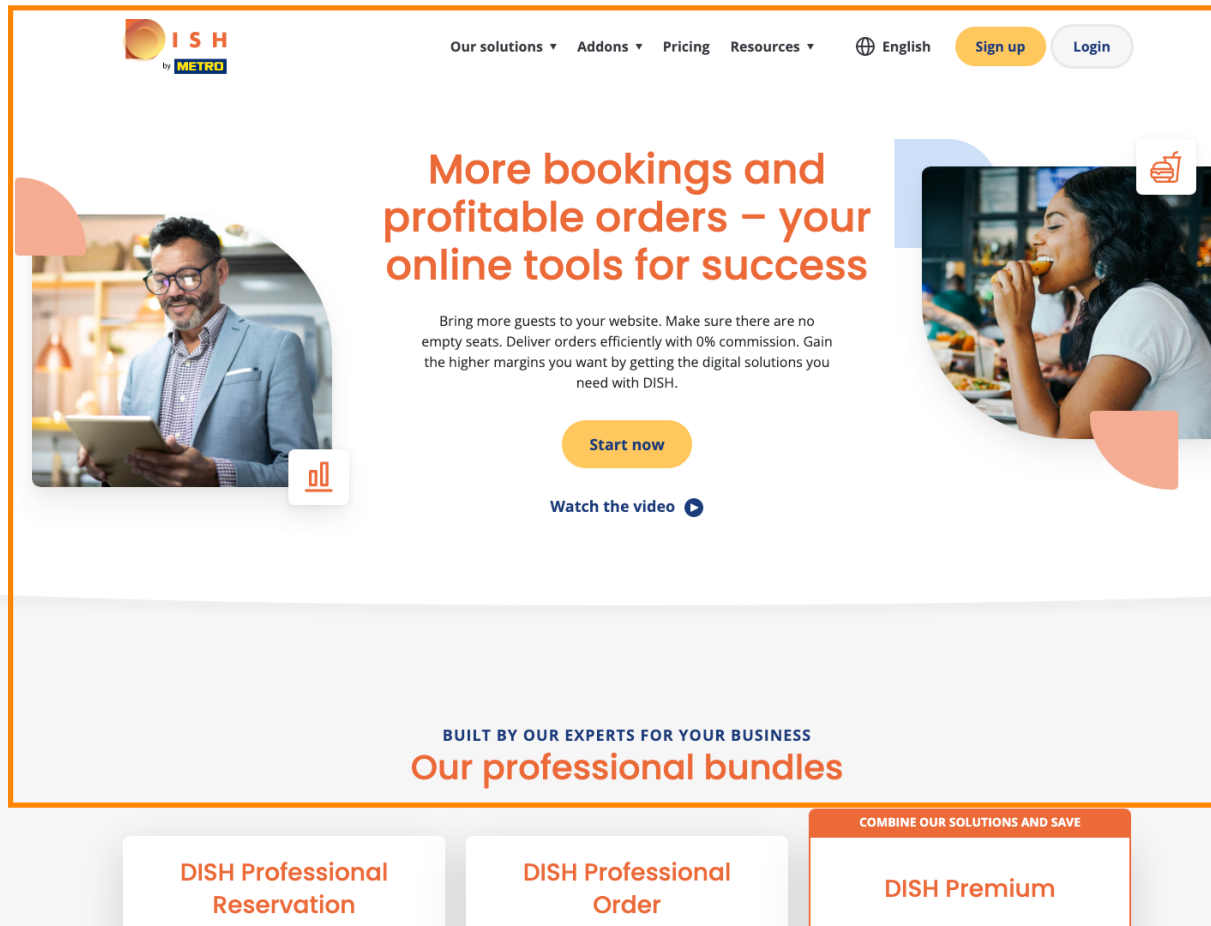




First, go on to the website dish.co.



The screenshot shows the DISH website homepage. At the top left is the logo "ISH by METRO". The top navigation bar includes links for "Our solutions", "Addons", "Pricing", "Resources", a language selector for "English", and buttons for "Sign up" and "Login". The main hero section features a large headline: "More bookings and profitable orders – your online tools for success". Below this headline is a paragraph: "Bring more guests to your website. Make sure there are no empty seats. Deliver orders efficiently with 0% commission. Gain the higher margins you want by getting the digital solutions you need with DISH." A yellow "Start now" button is positioned below the text, followed by a "Watch the video" link with a play icon. The hero section is flanked by two images: a man in a suit holding a tablet on the left and a woman eating on the right. At the bottom of the hero section, it says "BUILT BY OUR EXPERTS FOR YOUR BUSINESS" and "Our professional bundles". Below this, there are three cards: "DISH Professional Reservation", "DISH Professional Order", and "DISH Premium". The "DISH Premium" card has a red header that says "COMBINE OUR SOLUTIONS AND SAVE".

ISH by METRO

Our solutions ▾ Addons ▾ Pricing Resources ▾ English Sign up Login

More bookings and profitable orders – your online tools for success

Bring more guests to your website. Make sure there are no empty seats. Deliver orders efficiently with 0% commission. Gain the higher margins you want by getting the digital solutions you need with DISH.

Start now

Watch the video ▶

BUILT BY OUR EXPERTS FOR YOUR BUSINESS

Our professional bundles

COMBINE OUR SOLUTIONS AND SAVE

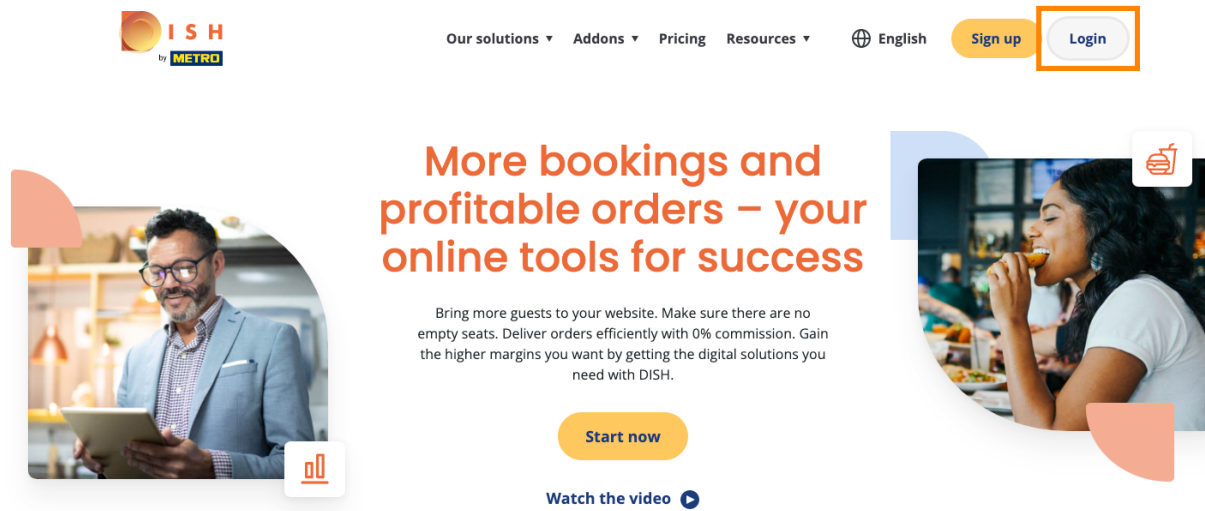
DISH Professional Reservation

DISH Professional Order

DISH Premium



Click on the button **Login**.



The screenshot shows the DISH by METRO website. The header includes the logo, navigation links (Our solutions, Addons, Pricing, Resources), a language selector (English), and two buttons: 'Sign up' and 'Login'. The 'Login' button is highlighted with an orange border. The main section features a central headline 'More bookings and profitable orders – your online tools for success' with a subtext describing the benefits of the digital solutions. Below the headline is a 'Start now' button and a 'Watch the video' link. The section is flanked by two images: a man using a tablet on the left and a woman eating on the right. The bottom section is titled 'Our professional bundles' and lists three options: 'DISH Professional Reservation', 'DISH Professional Order', and 'DISH Premium'.

DISH by METRO

Our solutions ▾ Addons ▾ Pricing Resources ▾ English Sign up Login

More bookings and profitable orders – your online tools for success

Bring more guests to your website. Make sure there are no empty seats. Deliver orders efficiently with 0% commission. Gain the higher margins you want by getting the digital solutions you need with DISH.

[Start now](#)

[Watch the video](#)

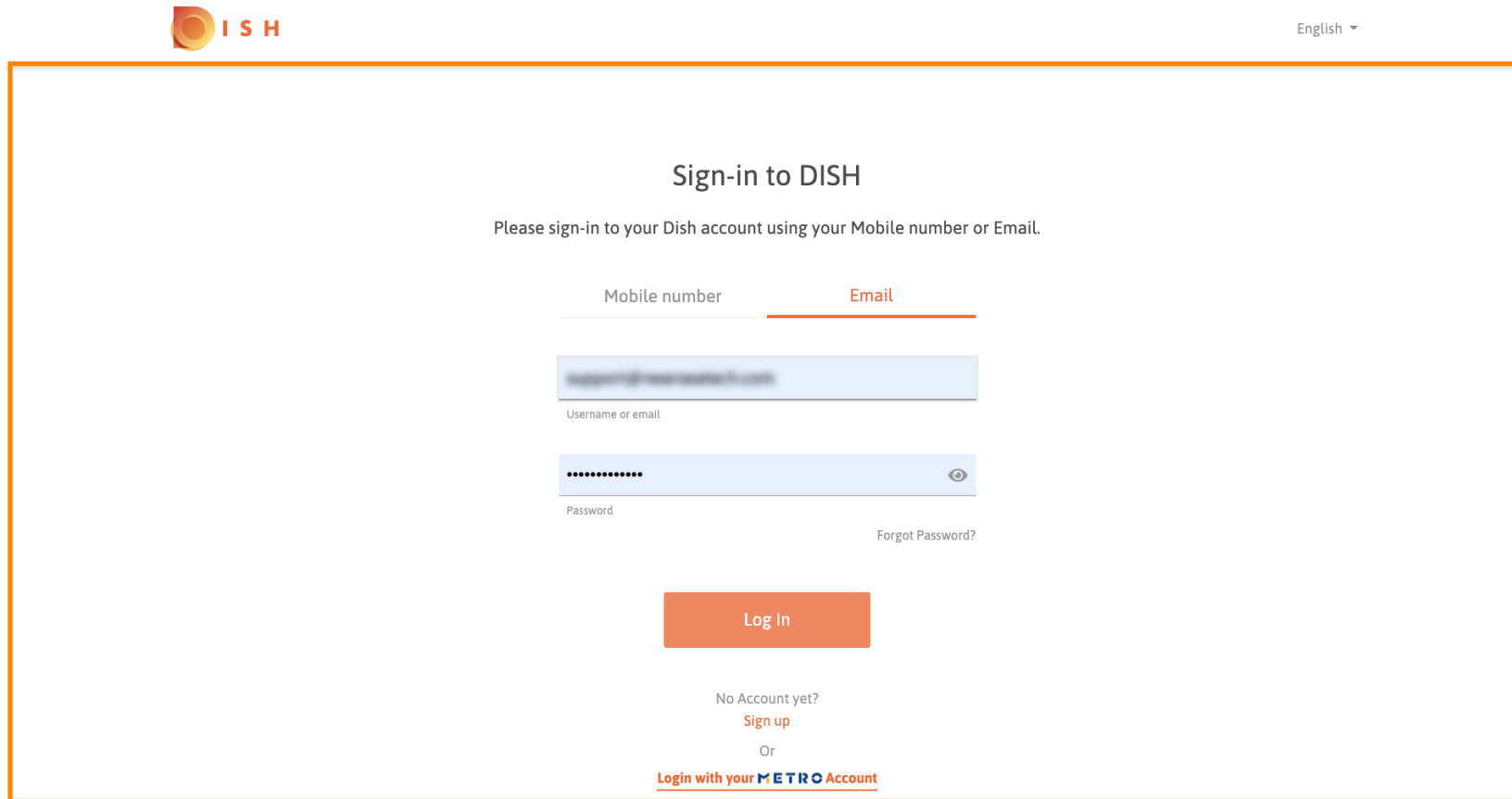
BUILT BY OUR EXPERTS FOR YOUR BUSINESS

Our professional bundles

COMBINE OUR SOLUTIONS AND SAVE		
DISH Professional Reservation	DISH Professional Order	DISH Premium



You will be directed to the log in window.



The screenshot shows the DISH Sign-in page. At the top left is the DISH logo, and at the top right is a language selector set to "English". The main heading is "Sign-in to DISH". Below it, a message says "Please sign-in to your Dish account using your Mobile number or Email." There are two tabs: "Mobile number" and "Email", with "Email" being the active tab. Below the tabs is a text input field containing "support@metro-market.it" with the label "Username or email" below it. Below that is a password input field with masked characters and a toggle icon, with the label "Password" below it. To the right of the password field is a link "Forgot Password?". Below the password field is an orange "Log In" button. At the bottom, there is a link "No Account yet? Sign up" and a link "Or Login with your METRO Account".



Enter your **username** or **email address**.



English ▼

Sign-in to DISH

Please sign-in to your Dish account using your Mobile number or Email.

Mobile number

Email

support@hospodigital.com

Username or email

••••••••••

Password



[Forgot Password?](#)

Log In

No Account yet?

[Sign up](#)

Or

[Login with your METRO Account](#)



Enter your **password**.



English ▾

Sign-in to DISH

Please sign-in to your Dish account using your Mobile number or Email.

Mobile number

Email

support@hospodigital.com

Username or email

••••••••••

Password

[Forgot Password?](#)

Log In

No Account yet?

[Sign up](#)

Or

[Login with your METRO Account](#)



Click on **Log In**.



English ▾

Sign-in to DISH

Please sign-in to your Dish account using your Mobile number or Email.

Mobile number

Email

support@hospa-digital.com

Username or email

••••••••••

Password



[Forgot Password?](#)

Log In

No Account yet?

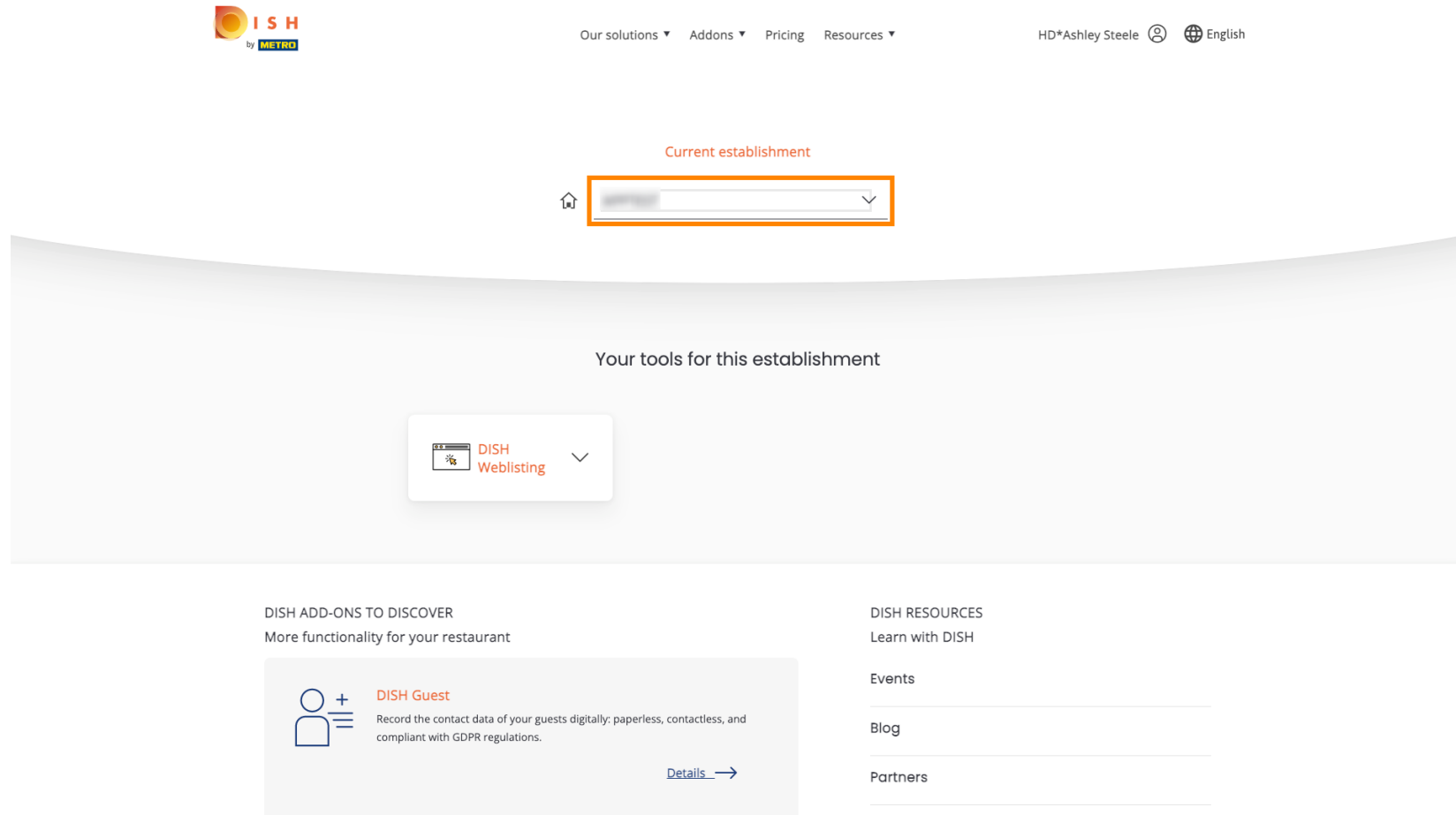
[Sign up](#)

Or

[Login with your METRO Account](#)



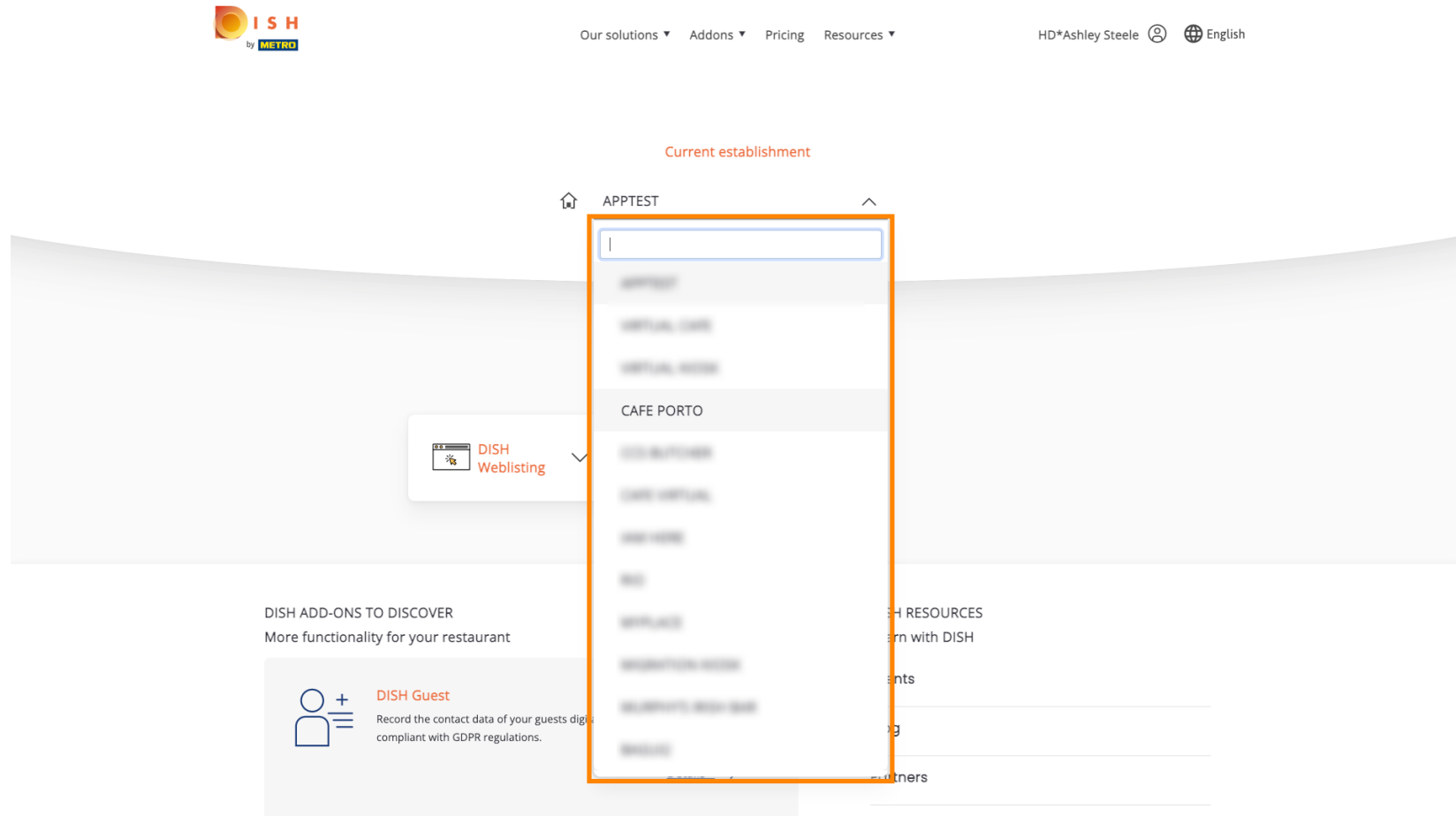
Click on the tab to choose your restaurant.



The screenshot shows the DISH Weblisting web application interface. At the top left is the DISH by METRO logo. To its right is a navigation menu with links: "Our solutions", "Addons", "Pricing", and "Resources". Further right, the user profile "HD*Ashley Steele" and a language selector set to "English" are visible. Below the navigation bar, the text "Current establishment" is displayed above a dropdown menu. This dropdown menu is highlighted with an orange border and contains a home icon, a blurred text entry, and a downward arrow. Below this, the section "Your tools for this establishment" features a card for "DISH Weblisting" with a percentage icon and a downward arrow. The bottom of the page is divided into two columns. The left column, titled "DISH ADD-ONS TO DISCOVER" and "More functionality for your restaurant", contains a "DISH Guest" feature with a person icon, a plus sign, and a list icon. The description for "DISH Guest" states: "Record the contact data of your guests digitally: paperless, contactless, and compliant with GDPR regulations." A "Details" link with a right-pointing arrow is located at the bottom right of this section. The right column, titled "DISH RESOURCES" and "Learn with DISH", lists three items: "Events", "Blog", and "Partners", each followed by a horizontal line.



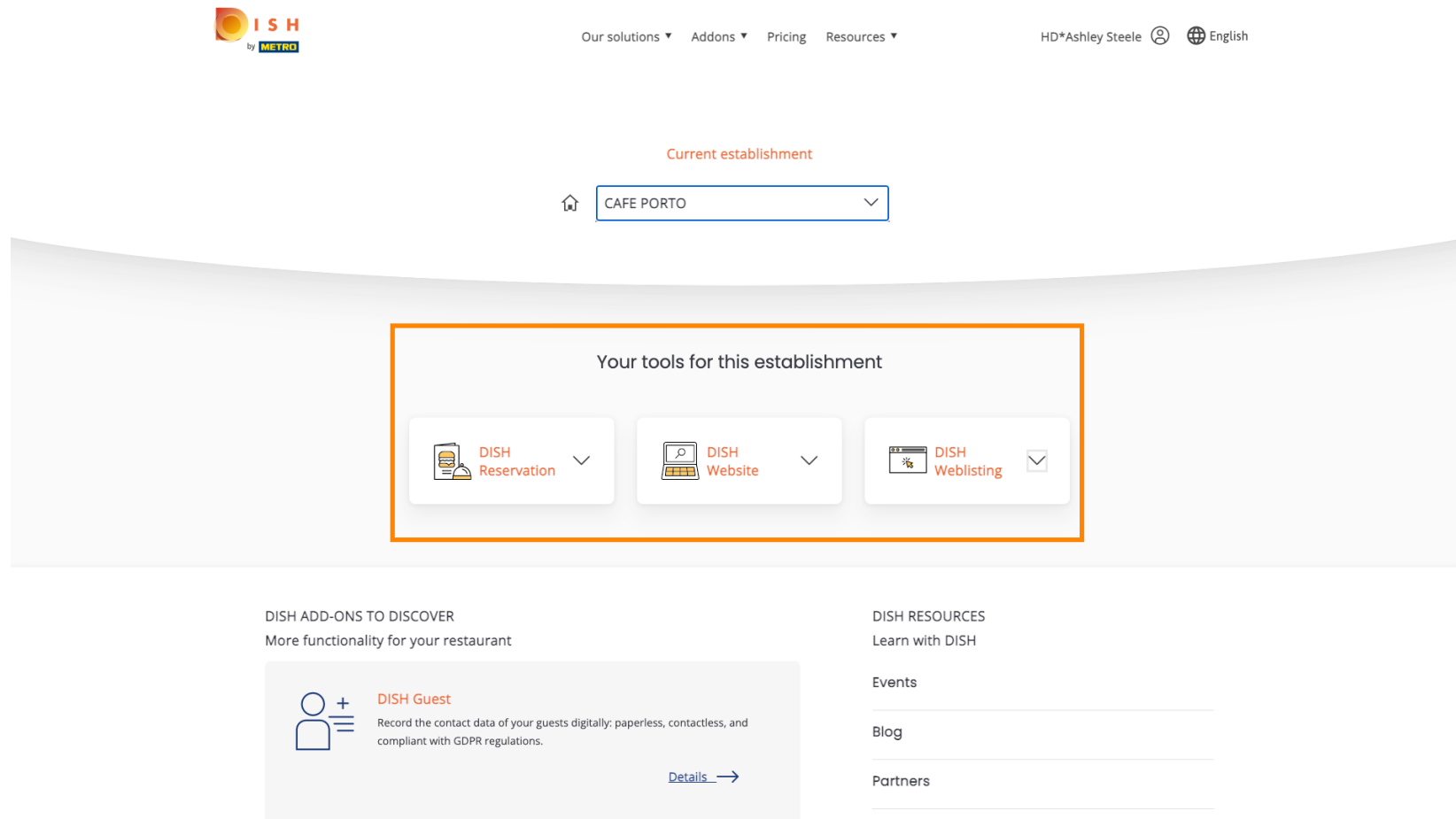
Click on your restaurant.



The screenshot shows the DISH Weblisting web application. At the top, there is a navigation bar with the DISH by METRO logo, a user profile icon labeled "HD*Ashley Steele", and a language selector set to "English". Below the navigation bar, the main content area displays a "Current establishment" section. A dropdown menu is open, showing a list of restaurants. The restaurant "CAFE PORTO" is highlighted. To the left of the dropdown, there is a "DISH Weblisting" button with a percentage icon. Below the dropdown, there is a section titled "DISH ADD-ONS TO DISCOVER" with a subheading "More functionality for your restaurant". This section includes a "DISH Guest" add-on with a description: "Record the contact data of your guests digitally compliant with GDPR regulations." To the right of the dropdown, there is a section titled "DISH RESOURCES" with a subheading "Learn with DISH".



All your tools for your establishment will be shown.



The screenshot shows the DISH Weblisting interface. At the top, there is a navigation bar with the DISH by METRO logo, a menu with 'Our solutions', 'Addons', 'Pricing', and 'Resources', and user information 'HD*Ashley Steele' with a profile icon and a language selector set to 'English'. Below the navigation bar, a section titled 'Current establishment' features a dropdown menu currently showing 'CAFE PORTO'. The main content area is titled 'Your tools for this establishment' and contains three cards: 'DISH Reservation' with a calendar icon, 'DISH Website' with a laptop icon, and 'DISH Weblisting' with a document icon and a checkmark. Below this, there are two columns. The left column, 'DISH ADD-ONS TO DISCOVER', includes a 'DISH Guest' add-on with a person icon and a plus sign, described as a digital contact recording tool compliant with GDPR, with a 'Details' link. The right column, 'DISH RESOURCES', includes links for 'Learn with DISH', 'Events', 'Blog', and 'Partners'.

Current establishment

CAFE PORTO

Your tools for this establishment

- DISH Reservation
- DISH Website
- DISH Weblisting

DISH ADD-ONS TO DISCOVER
More functionality for your restaurant

DISH Guest
Record the contact data of your guests digitally: paperless, contactless, and compliant with GDPR regulations.
[Details](#) →

DISH RESOURCES
Learn with DISH

- Events
- Blog
- Partners



Click on **DISH Weblisting**.




[Our solutions](#) ▾ [Addons](#) ▾ [Pricing](#) [Resources](#) ▾


HD*Ashley Steele   English


Current establishment

 ▾

Your tools for this establishment

 **DISH**
Reservation ▾

 **DISH**
Website ▾

 **DISH**
Weblisting ▾

DISH ADD-ONS TO DISCOVER

More functionality for your restaurant



DISH Guest

Record the contact data of your guests digitally: paperless, contactless, and compliant with GDPR regulations.

[Details](#) →

DISH RESOURCES

Learn with DISH

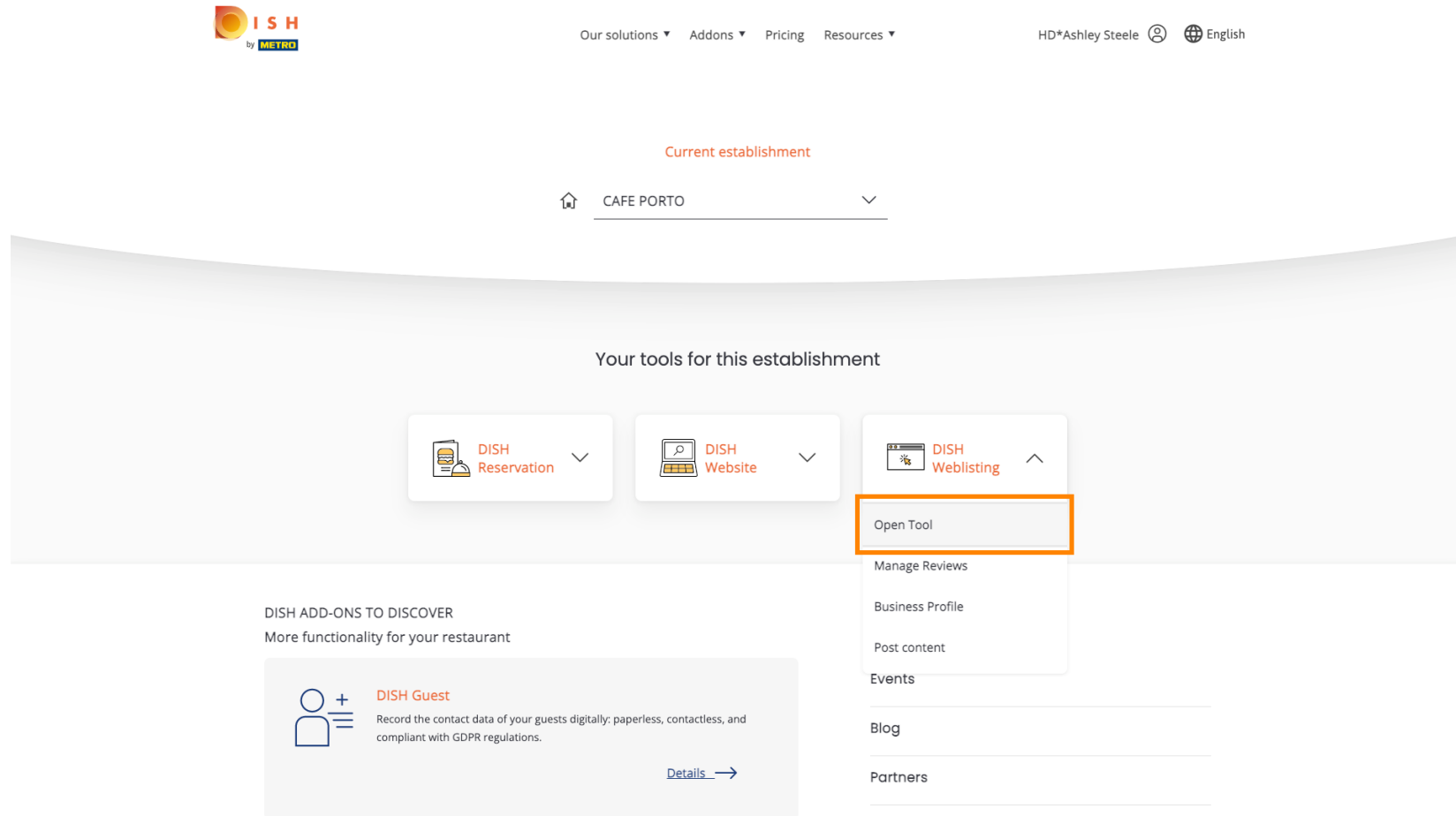
[Events](#)

[Blog](#)

[Partners](#)



Click on **Open Tool**.



The screenshot shows the DISH Weblisting interface for the establishment 'CAFE PORTO'. At the top, there is a navigation bar with the DISH by METRO logo, a menu (Our solutions, Addons, Pricing, Resources), and user information (HD*Ashley Steele, English). Below the navigation bar, the current establishment is 'CAFE PORTO'. The main section is titled 'Your tools for this establishment' and contains three cards: 'DISH Reservation', 'DISH Website', and 'DISH Weblisting'. The 'DISH Weblisting' card is expanded, showing a list of tools: 'Open Tool' (highlighted with an orange border), 'Manage Reviews', 'Business Profile', 'Post content', 'Events', 'Blog', and 'Partners'. Below the tools section, there is a section titled 'DISH ADD-ONS TO DISCOVER' with the subtitle 'More functionality for your restaurant'. It features a card for 'DISH Guest' with a description: 'Record the contact data of your guests digitally: paperless, contactless, and compliant with GDPR regulations.' and a 'Details' link with a right arrow.



Thats it, you are logged in. Welcome to your DISH Weblisting dashboard.

