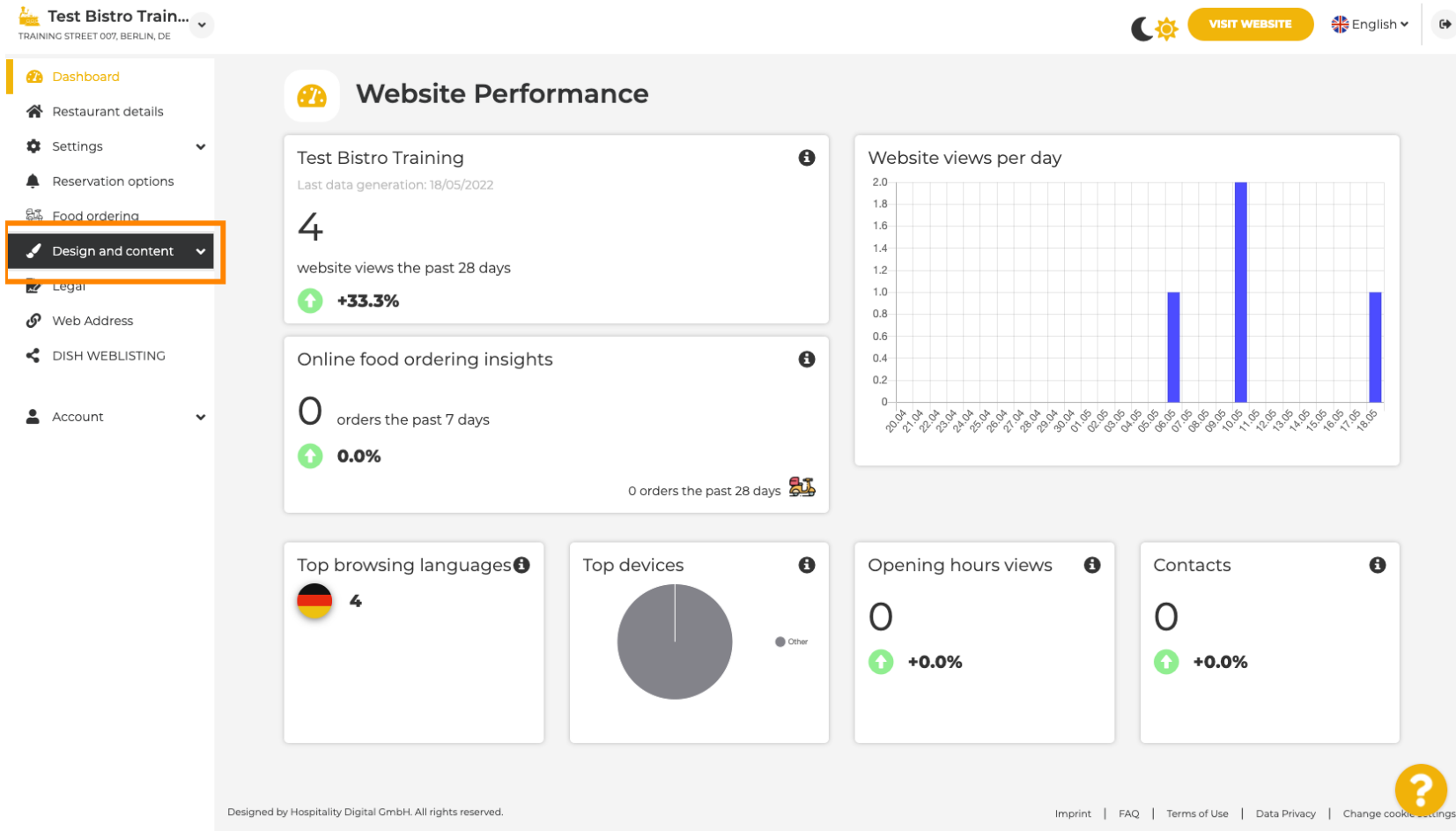




Miután bejelentkezett a DISH webhely fiókjába. Kattintson a **Tervezés és tartalom** elemre .



The screenshot shows the dashboard for 'Test Bistro Training' (TRAINING STREET 007, BERLIN, DE). The 'Design and content' menu item is highlighted with an orange box. The main content area is titled 'Website Performance' and includes several widgets:

- Test Bistro Training**: 4 website views the past 28 days, +33.3% change.
- Online food ordering insights**: 0 orders the past 7 days, 0.0% change; 0 orders the past 28 days.
- Website views per day**: A bar chart showing views from 20.04 to 18.05. Views are 1 on 08.05, 2 on 11.05, and 1 on 18.05.
- Top browsing languages**: 4 views from Germany.
- Top devices**: A pie chart showing 100% from 'Other' devices.
- Opening hours views**: 0 views, +0.0% change.
- Contacts**: 0 contacts, +0.0% change.

Footer: Designed by Hospitality Digital GmbH. All rights reserved. | Imprint | FAQ | Terms of Use | Data Privacy | Change cookie settings

Kattintson a **Tartalom** elemre .

The screenshot shows a dashboard for 'Test Bistro Training' (TRAINING STREET 007, BERLIN, DE). The 'Content' menu item in the left sidebar is highlighted with an orange box. The main dashboard area is titled 'Website Performance' and contains several data cards and a chart.

Website Performance Summary:

- Test Bistro Training:** 4 website views the past 28 days, +33.3% change.
- Online food ordering insights:** 0 orders the past 7 days, 0.0% change.
- Top browsing languages:** 4 views from Germany.
- Top devices:** Pie chart showing device usage.
- Opening hours views:** 0 views, +0.0% change.
- Contacts:** 0 contacts, +0.0% change.

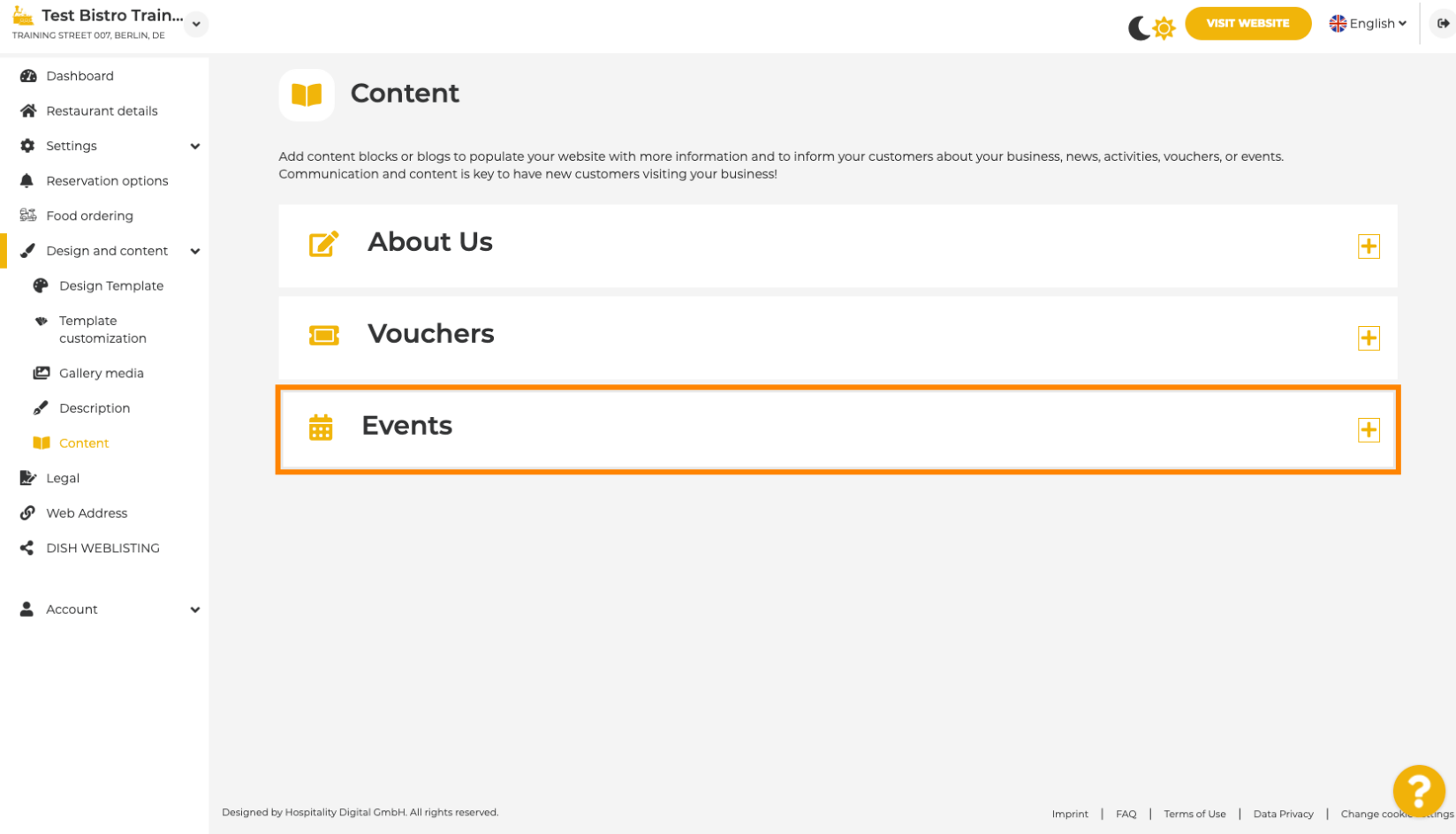
Website views per day chart:

Date	Views
20.04	0
21.04	0
22.04	0
23.04	0
24.04	0
25.04	0
26.04	0
27.04	0
28.04	0
29.04	0
30.04	0
01.05	0
02.05	0
03.05	0
04.05	0
05.05	0
06.05	0
07.05	1.0
08.05	0
09.05	0
10.05	0
11.05	2.0
12.05	0
13.05	0
14.05	0
15.05	0
16.05	0
17.05	0
18.05	1.0

Designed by Hospitality Digital GmbH. All rights reserved. | Imprint | FAQ | Terms of Use | Data Privacy | Change cookie settings



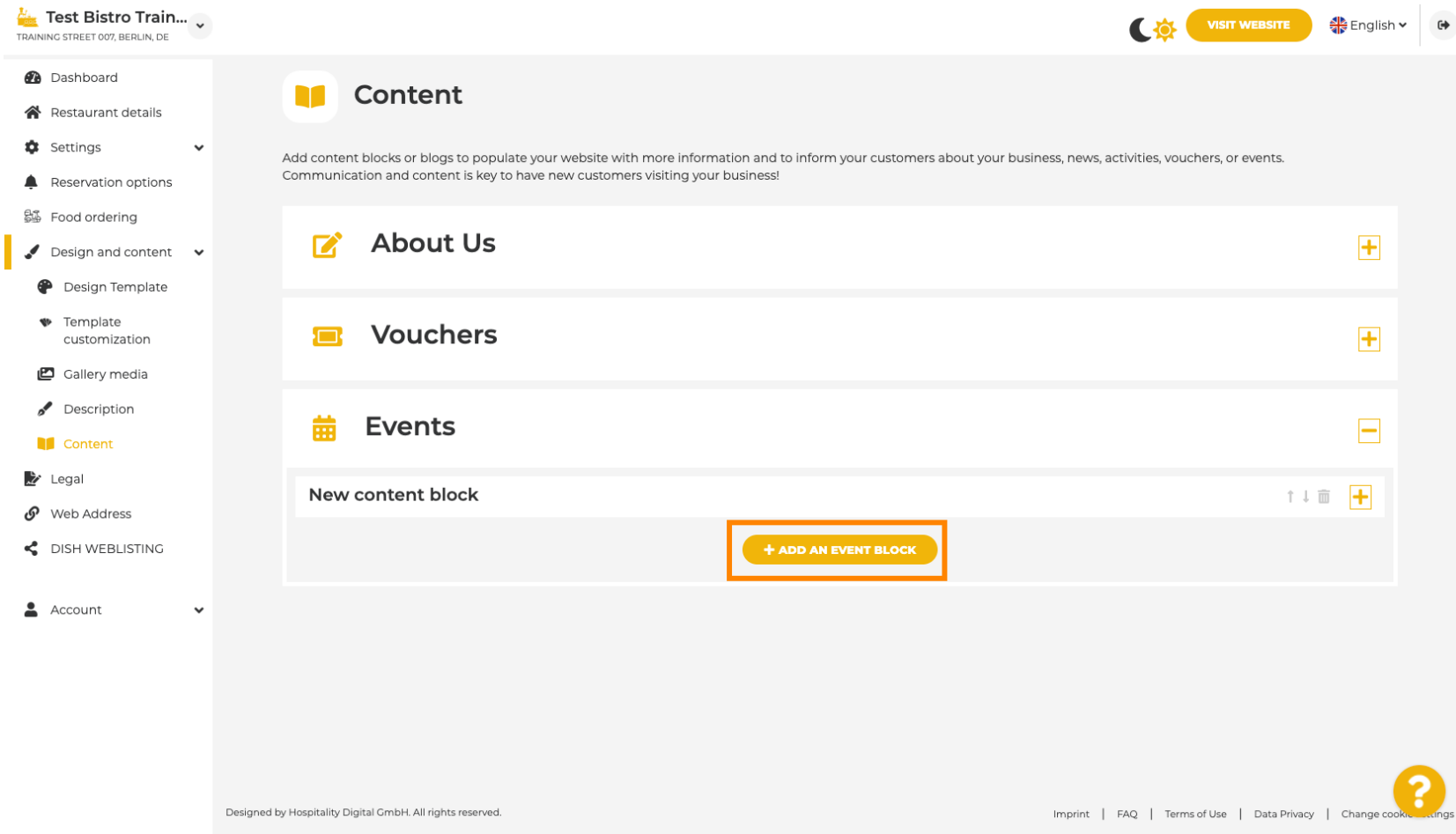
Ezután kattintson az **Események** elemre .



The screenshot displays the DISH web management interface for a restaurant named "Test Bistro Train...". The interface includes a top navigation bar with a "VISIT WEBSITE" button and a language selector set to "English". A left sidebar menu lists various management options, with "Design and content" expanded to show "Content" as the active selection. The main content area is titled "Content" and contains a list of content blocks: "About Us", "Vouchers", and "Events". The "Events" block is highlighted with a red border, indicating it is the target of the instruction. A help icon (question mark) is visible in the bottom right corner of the interface.



Új esemény létrehozásához vagy hozzáadásához kattintson az **ESEMÉNYBLOKK HOZZÁADÁSA** gombra .



The screenshot displays the 'Content' management interface for 'Test Bistro Train...'. The left sidebar lists various management options, with 'Content' highlighted. The main area shows three content blocks: 'About Us', 'Vouchers', and 'Events'. Below these is a 'New content block' section with a prominent orange button labeled '+ ADD AN EVENT BLOCK'.

Test Bistro Train...
TRAINING STREET 007, BERLIN, DE

VISIT WEBSITE English

Content

Add content blocks or blogs to populate your website with more information and to inform your customers about your business, news, activities, vouchers, or events. Communication and content is key to have new customers visiting your business!

- About Us
- Vouchers
- Events

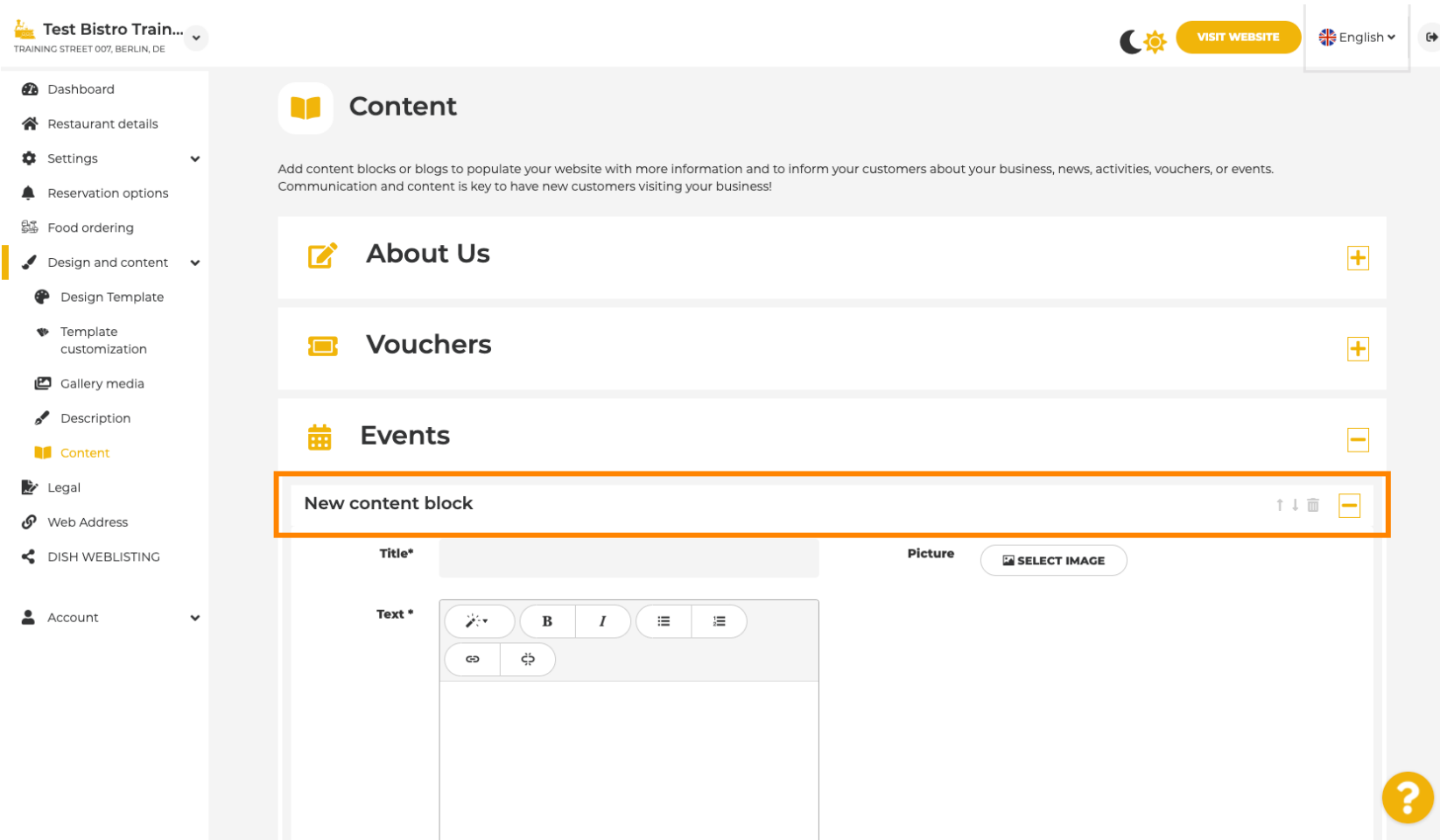
New content block

+ ADD AN EVENT BLOCK

Designed by Hospitality Digital GmbH. All rights reserved. Imprint | FAQ | Terms of Use | Data Privacy | Change cookie settings



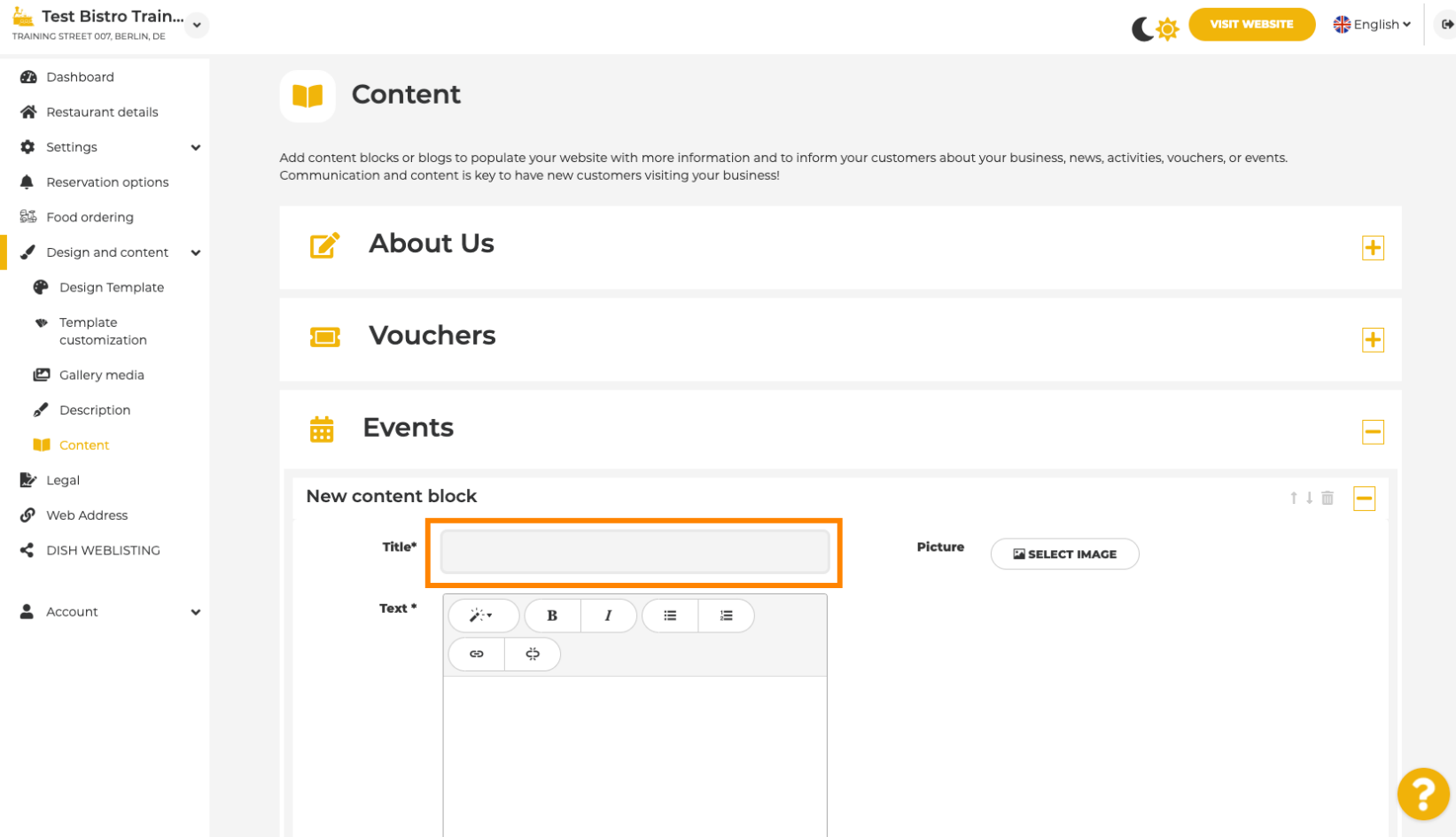
Megnyílik egy beviteli ablak.



The screenshot displays the DISH web management interface for 'Test Bistro Train...'. The left sidebar contains navigation options: Dashboard, Restaurant details, Settings, Reservation options, Food ordering, Design and content (highlighted), Design Template, Template customization, Gallery media, Description, Content, Legal, Web Address, DISH WEBLISTING, and Account. The main content area is titled 'Content' and includes a sub-header 'Content' with a brief description: 'Add content blocks or blogs to populate your website with more information and to inform your customers about your business, news, activities, vouchers, or events. Communication and content is key to have new customers visiting your business!'. Below this, there are three content block categories: 'About Us', 'Vouchers', and 'Events', each with a plus icon for adding new blocks. A 'New content block' form is highlighted with an orange border, featuring fields for 'Title*', 'Picture' (with a 'SELECT IMAGE' button), and 'Text*' (with a rich text editor toolbar). A help icon (question mark) is visible in the bottom right corner of the interface.

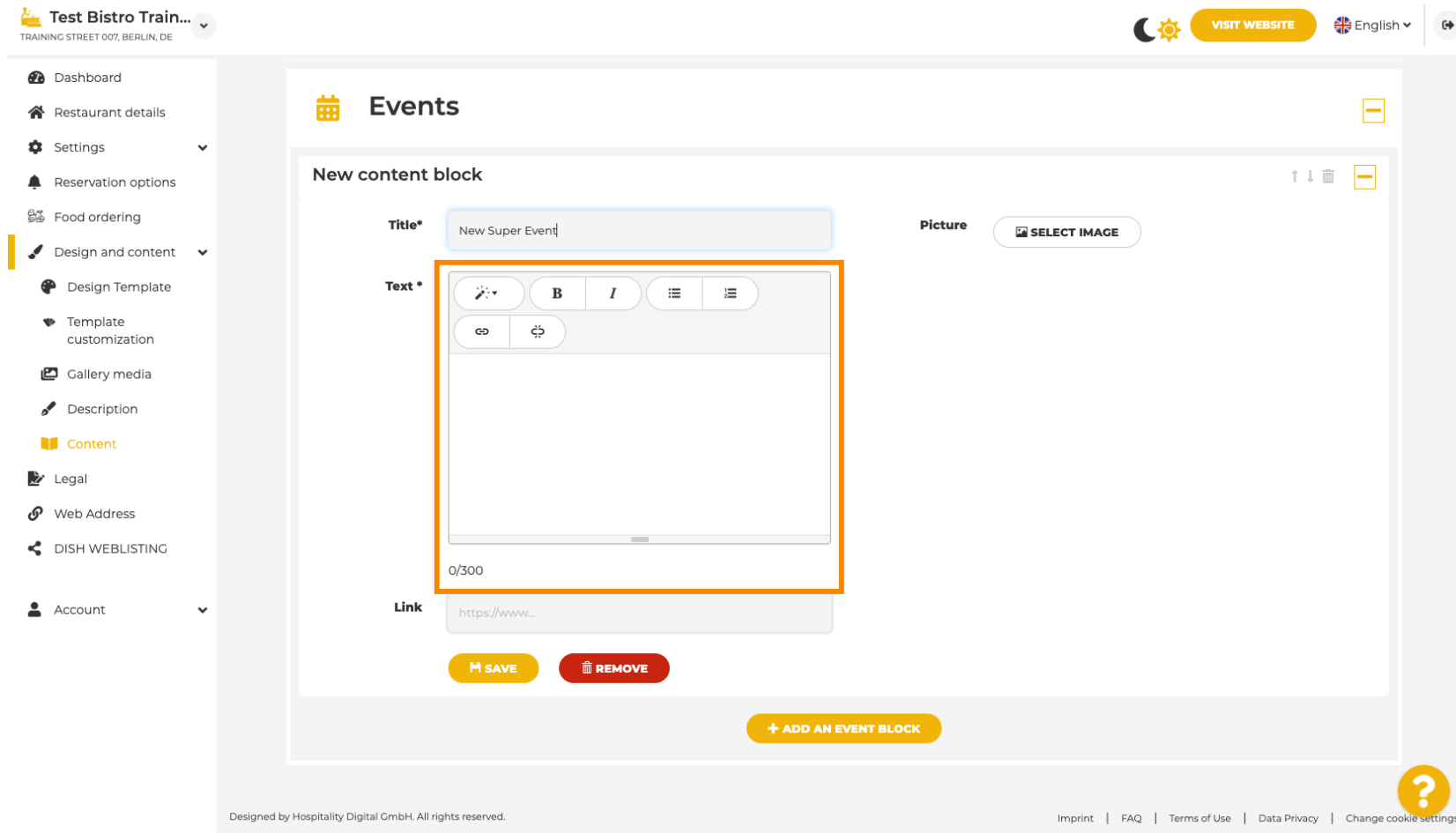


Adja meg az esemény nevét.



The screenshot displays the DISH web management interface. On the left is a navigation sidebar with the following items: Dashboard, Restaurant details, Settings, Reservation options, Food ordering, Design and content (highlighted), Design Template, Template customization, Gallery media, Description, Content, Legal, Web Address, DISH WEBLISTING, and Account. The main content area is titled 'Content' and includes a sub-header 'Content' with a book icon. Below this is a descriptive paragraph: 'Add content blocks or blogs to populate your website with more information and to inform your customers about your business, news, activities, vouchers, or events. Communication and content is key to have new customers visiting your business!'. There are three content categories listed: 'About Us', 'Vouchers', and 'Events', each with a plus icon to add a new block. The 'Events' category is expanded to show a 'New content block' form. This form has a 'Title*' field (highlighted with an orange border), a 'Text*' field with a rich text editor toolbar (containing icons for bold, italic, list, and link), and a 'Picture' field with a 'SELECT IMAGE' button. The top of the interface shows the restaurant name 'Test Bistro Train...' and a 'VISIT WEBSITE' button.

Itt megadhatja az esemény szövegét vagy leírását.



The screenshot displays the 'Events' management interface in the DISH web application. The left sidebar shows the navigation menu with 'Content' highlighted. The main area shows a 'New content block' form with the following fields:

- Title***: New Super Event
- Text***: A rich text editor with a character count of 0/300. This field is highlighted with an orange border.
- Picture**: A button labeled 'SELECT IMAGE'.
- Link**: A text input field containing 'https://www...'.

At the bottom of the form, there are 'SAVE' and 'REMOVE' buttons, and a '+ ADD AN EVENT BLOCK' button. The footer includes the text 'Designed by Hospitality Digital GmbH. All rights reserved.' and a help icon.

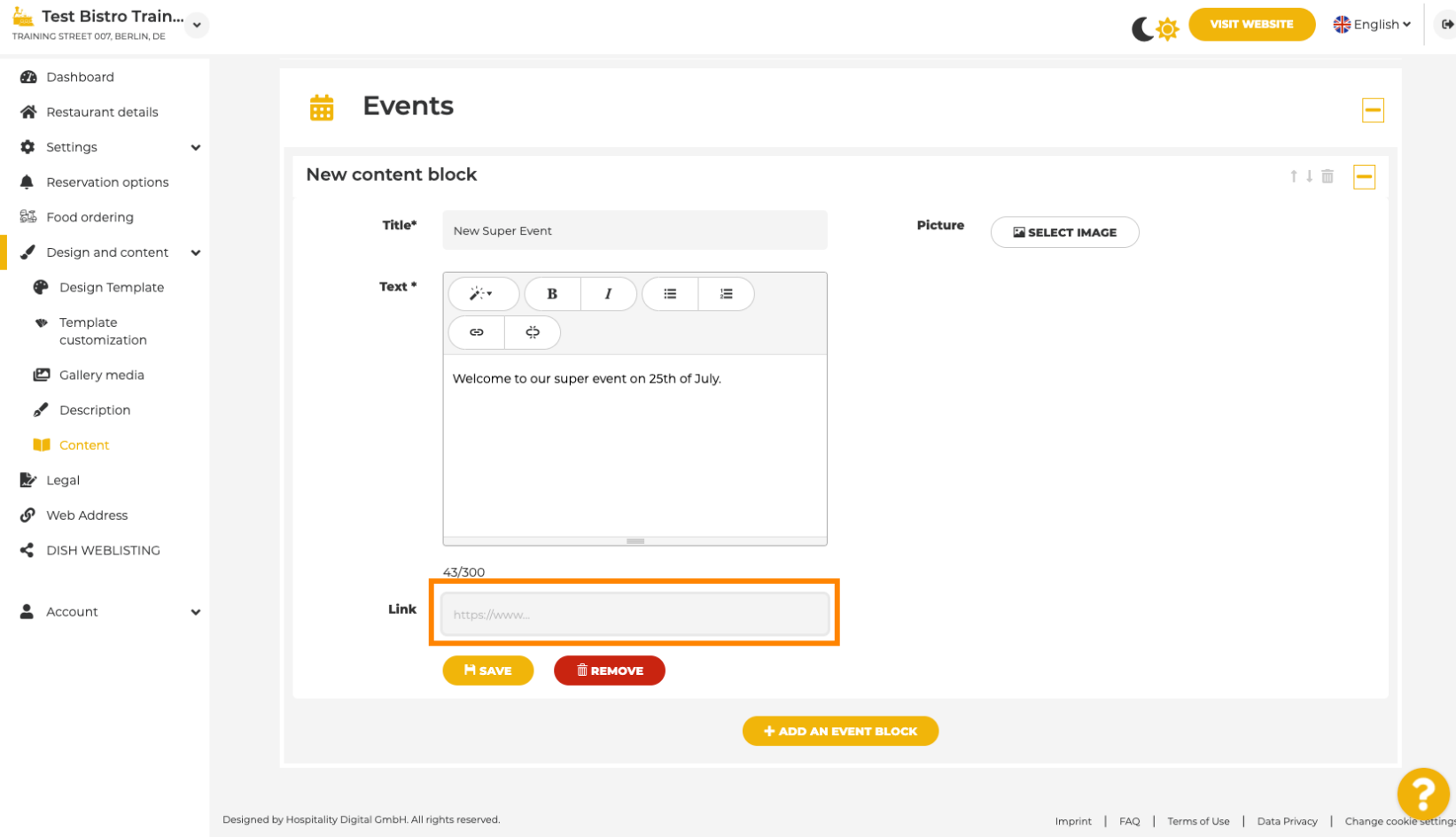


Az eseményhez képet is hozzáadhat.

The screenshot displays the 'Events' management interface. On the left is a sidebar menu with options like 'Dashboard', 'Restaurant details', 'Settings', 'Reservation options', 'Food ordering', 'Design and content', 'Design Template', 'Template customization', 'Gallery media', 'Description', 'Content', 'Legal', 'Web Address', 'DISH WEBLISTING', and 'Account'. The main area shows a 'New content block' form for an event titled 'New Super Event'. The 'Picture' field is highlighted with an orange box and contains a 'SELECT IMAGE' button. The 'Text' field contains the text 'Welcome to our super event on 25th of July.' and has a character count of 43/300. The 'Link' field contains 'https://www...'. At the bottom of the form are 'SAVE' and 'REMOVE' buttons. Below the form is a '+ ADD AN EVENT BLOCK' button. The top right of the interface includes a 'VISIT WEBSITE' button, language settings (English), and a help icon. The footer contains the text 'Designed by Hospitality Digital GmbH. All rights reserved.' and links for 'Imprint', 'FAQ', 'Terms of Use', 'Data Privacy', and 'Change cookie settings'.



Emellett linket is hozzáadhat az eseményhez, ahol további információkat találhat.



The screenshot displays the 'Events' management interface. On the left is a navigation menu with options like 'Dashboard', 'Restaurant details', 'Settings', 'Reservation options', 'Food ordering', 'Design and content', 'Design Template', 'Template customization', 'Gallery media', 'Description', 'Content', 'Legal', 'Web Address', 'DISH WEBLISTING', and 'Account'. The main area is titled 'Events' and shows a 'New content block' form. The form includes a 'Title*' field with the text 'New Super Event', a 'Picture' field with a 'SELECT IMAGE' button, a 'Text*' field with a rich text editor containing 'Welcome to our super event on 25th of July.', and a 'Link' field with a placeholder 'https://www...'. The 'Link' field is highlighted with an orange border. Below the form are 'SAVE' and 'REMOVE' buttons, and a '+ ADD AN EVENT BLOCK' button at the bottom. The footer contains copyright information and links for 'Imprint', 'FAQ', 'Terms of Use', 'Data Privacy', and 'Change cookie settings'.



Kattintson a **MENTÉS** gombra, hogy eseményét tartalomblokkként tegye közzé webhelyén.

The screenshot shows the 'Events' management interface. On the left is a navigation menu with 'Content' highlighted. The main area is titled 'Events' and contains a 'New content block' form. The form has the following fields and elements:

- Title***: Input field containing 'New Super Event'.
- Picture**: A 'SELECT IMAGE' button.
- Text***: A rich text editor with a toolbar (bold, italic, list, link, unlink) and a text area containing 'Welcome to our super event on 25th of July.' Below the text area is a character count '43/300'.
- Link**: Input field containing 'https://www...'.
- At the bottom of the form are two buttons: 'SAVE' (highlighted with an orange box) and 'REMOVE'.
- Below the form is a yellow button: '+ ADD AN EVENT BLOCK'.

At the top right of the interface, there are navigation elements: a moon icon, a 'VISIT WEBSITE' button, a language dropdown set to 'English', and a share icon. At the bottom right, there is a help icon (question mark in a circle). The footer contains the text 'Designed by Hospitality Digital GmbH. All rights reserved.' and a list of links: 'Imprint | FAQ | Terms of Use | Data Privacy | Change cookie settings'.

Ez az ! Az új hozzáadott esemény mostantól látható a webhelyén.

The screenshot shows the Dish website interface. At the top, there is a navigation bar with the logo 'Test Bistro Training' and menu items: GALERIE, GUTSCHEINE, EVENTS, ÜBER UNS, KONTAKT. There are also social media icons for Facebook and Instagram, and a language selector set to 'Deutsch'. Below the navigation bar, there is a placeholder for a featured article with the text 'zrsjzredj. jtsr jrsjrtjdsrfj fgjjtdz z. rzsjs j dsjfsjdfsgzhghkdh zdtj tzdgfk dtz zrsjzredj. jtsr jrs...' and a link 'mehr anzeigen'. The main content area features a dark banner with the text 'UNSER EVENT BESUCHEN' and 'New Super Event'. Below this, it says 'Welcome to our super event on 25th of July.' To the left of the banner, there is a vertical sidebar with the text 'UNSERE SPEISEKARTE'. To the right, there is another vertical sidebar with the text 'SPEISEN BESTELLEN' and 'RESERVIEREN SIE EINEN TISCH'. Below the banner, there is a section titled 'ÜBER UNS' with the sub-heading 'Über uns' and the text 'Wir sind ein junges Unternehmen aus Deutschland.' Below this text is a button labeled 'WEITERE INFORMATIONEN'. To the right of the text is an image of a burrito. At the bottom of the page, there is a footer with a cookie consent message: 'Wir verwenden Cookies, um hohen Qualitätsansprüchen an den Besuch unserer Webseite gerecht zu werden. Wir nutzen Cookies für bestimmte Funktionen sowie Statistikzwecke. Unserer Datenschutzerklärung'. There are two buttons in the footer: 'EINSTELLUNGEN ÄNDERN' and 'ZUSTIMMEN'.