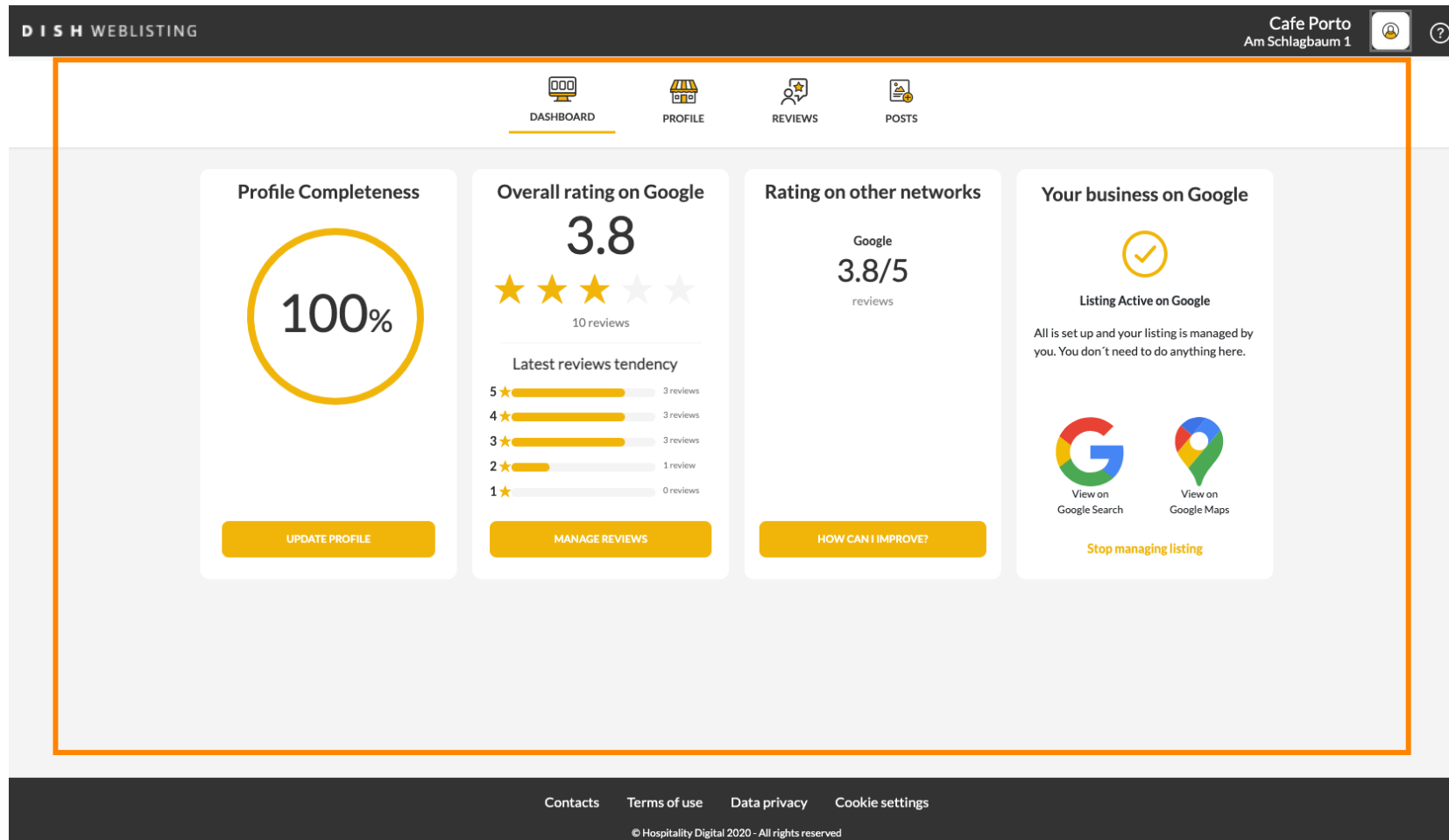




El primer paso es iniciar sesión en su **cuenta DISH** y abrir **DISH Weblisting**.





The screenshot shows the DISH Weblisting dashboard for 'Cafe Porto' at 'Am Schlagbaum 1'. The dashboard is divided into four main sections:

- Profile Completeness:** Shows a 100% completion rate with a yellow circle and an 'UPDATE PROFILE' button.
- Overall rating on Google:** Shows a 3.8 rating with 10 reviews. It includes a 'Latest reviews tendency' chart with bars for 5 stars (3 reviews), 4 stars (3 reviews), 3 stars (3 reviews), 2 stars (1 review), and 1 star (0 reviews). A 'MANAGE REVIEWS' button is present.
- Rating on other networks:** Shows a Google rating of 3.8/5 with a 'HOW CAN I IMPROVE?' button.
- Your business on Google:** Shows 'Listing Active on Google' with a checkmark icon. It states 'All is set up and your listing is managed by you. You don't need to do anything here.' and provides links to 'View on Google Search' and 'View on Google Maps', along with a 'Stop managing listing' button.

The top navigation bar includes 'DISH WEBLISTING', the business name 'Cafe Porto Am Schlagbaum 1', and a user profile icon. The main navigation menu includes 'DASHBOARD', 'PROFILE', 'REVIEWS', and 'POSTS'. The footer contains 'Contacts', 'Terms of use', 'Data privacy', 'Cookie settings', and '© Hospitality Digital 2020 - All rights reserved'.



Haz clic en el **icono de perfil**.

DISH WEBLISTING Cafe Porto Am Schlagbaum 1  

DASHBOARD PROFILE REVIEWS POSTS

Profile Completeness

100%

[UPDATE PROFILE](#)

Overall rating on Google

3.8

10 reviews

Latest reviews tendency

5★	3 reviews
4★	3 reviews
3★	3 reviews
2★	1 review
1★	0 reviews

[MANAGE REVIEWS](#)

Rating on other networks

Google 3.8/5 reviews

[HOW CAN I IMPROVE?](#)

Your business on Google

Listing Active on Google

All is set up and your listing is managed by you. You don't need to do anything here.

[View on Google Search](#) [View on Google Maps](#)

[Stop managing listing](#)

Contacts Terms of use Data privacy Cookie settings

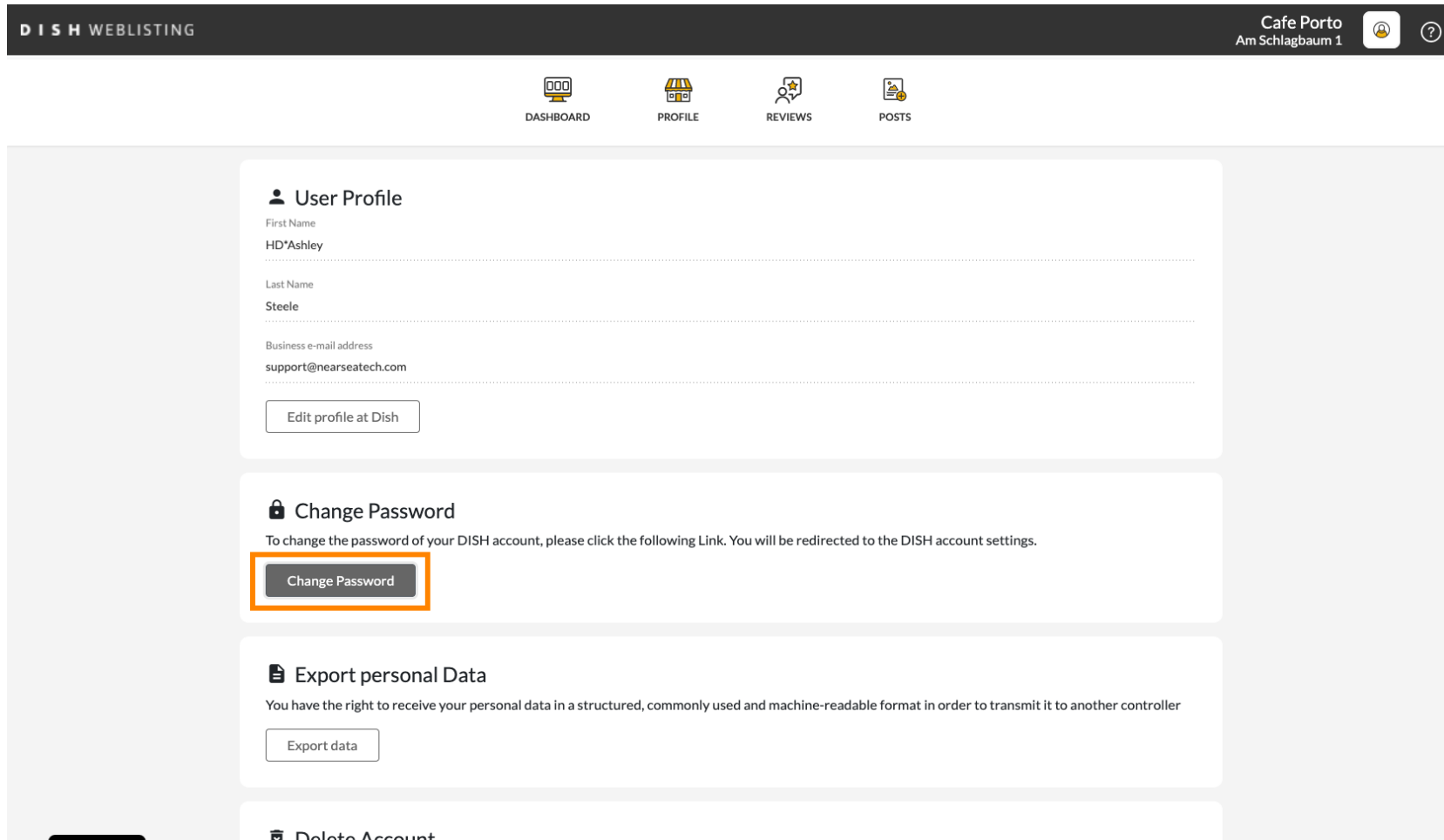
© Hospitality Digital 2020 - All rights reserved

👉 Aparecerá una ventana, luego haga clic en **Configuración de la cuenta**.

The screenshot displays the DISH Weblisting dashboard for 'Cafe Porto Am Schlagbaum 1'. The main navigation bar includes Dashboard, Profile, Reviews, and Posts. The dashboard features three main sections: Profile Completeness (100%), Overall rating on Google (3.8/5 with 10 reviews), and Rating on other networks (3.8/5 on Google). A dropdown menu is open, showing options for Language, Account Settings (highlighted with an orange box), and Log out. The footer contains links for Contacts, Terms of use, Data privacy, and Cookie settings, along with the copyright notice: © Hospitality Digital 2020 - All rights reserved.



Haga clic en **Cambiar contraseña**.

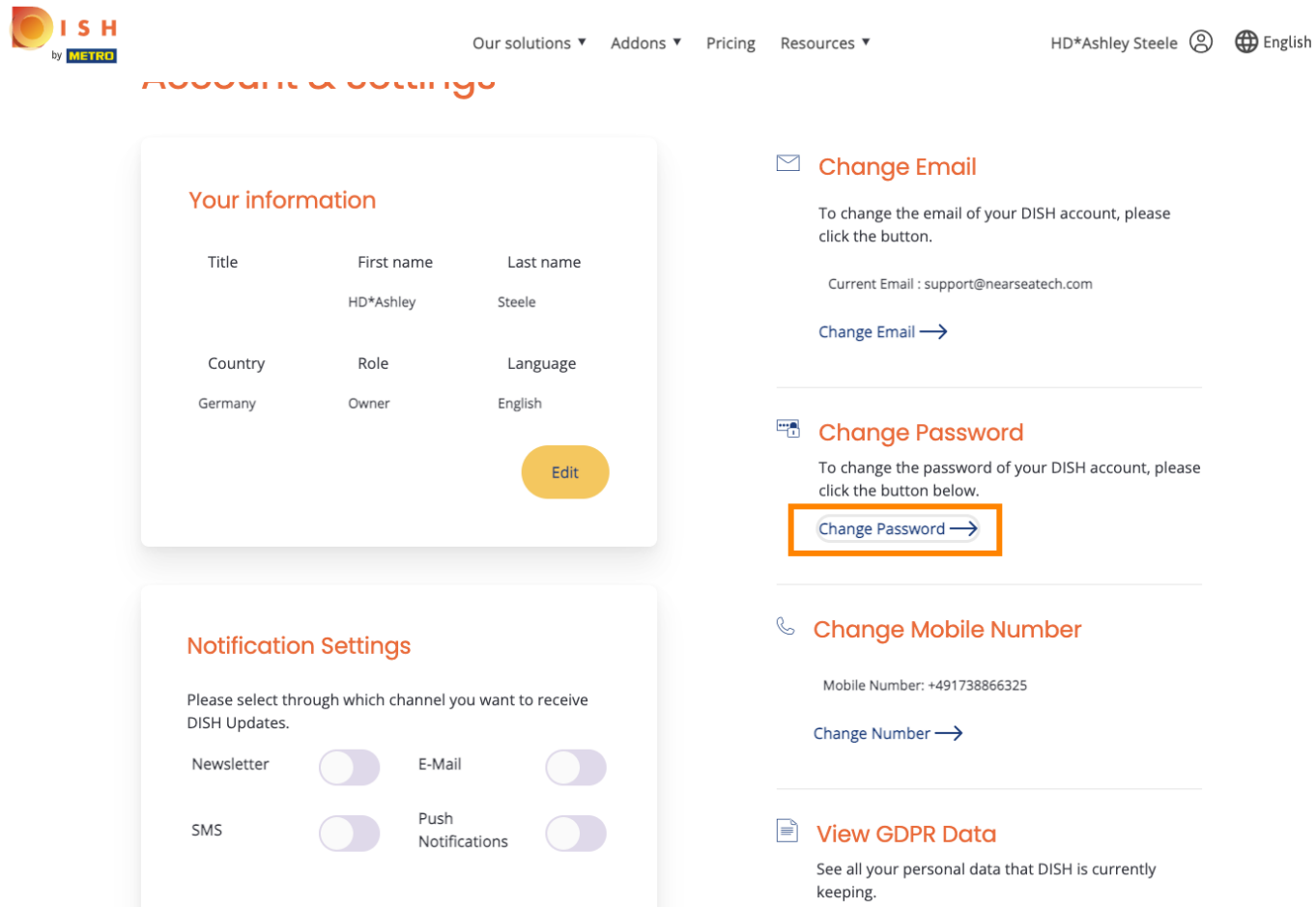


The screenshot shows the user profile page in the DISH Weblisting interface. The page has a dark header with the DISH WEBLISTING logo on the left and the user's name 'Cafe Porto' and address 'Am Schlagbaum 1' on the right. Below the header is a navigation bar with icons for DASHBOARD, PROFILE, REVIEWS, and POSTS. The main content area is divided into several sections:

- User Profile:** Displays the user's first name 'HD'Ashley', last name 'Steele', and business e-mail address 'support@nearseatech.com'. There is an 'Edit profile at Dish' button.
- Change Password:** Contains a lock icon and the text 'Change Password'. Below it, a message states: 'To change the password of your DISH account, please click the following Link. You will be redirected to the DISH account settings.' A 'Change Password' button is highlighted with an orange border.
- Export personal Data:** Contains a document icon and the text 'Export personal Data'. Below it, a message states: 'You have the right to receive your personal data in a structured, commonly used and machine-readable format in order to transmit it to another controller'. There is an 'Export data' button.
- Delete Account:** Partially visible at the bottom of the page.



Haga clic en **Cambiar contraseña**.



The screenshot shows the 'ACCOUNT & SETTINGS' page in the DISH Weblisting interface. The page is divided into several sections:

- Your information:** A table with fields for Title, First name, Last name, Country, Role, and Language. The current values are: Title (empty), First name (HD*Ashley), Last name (Steele), Country (Germany), Role (Owner), and Language (English). An 'Edit' button is located at the bottom right of this section.
- Change Email:** A section with an envelope icon, a title 'Change Email', and instructions: 'To change the email of your DISH account, please click the button.' Below this, it shows 'Current Email : support@narseatech.com' and a 'Change Email →' button.
- Change Password:** A section with a key icon, a title 'Change Password', and instructions: 'To change the password of your DISH account, please click the button below.' Below this, the 'Change Password →' button is highlighted with an orange border.
- Change Mobile Number:** A section with a phone icon, a title 'Change Mobile Number', and instructions: 'Mobile Number: +491738866325' and a 'Change Number →' button.
- View GDPR Data:** A section with a document icon, a title 'View GDPR Data', and instructions: 'See all your personal data that DISH is currently keeping.'
- Notification Settings:** A section with the heading 'Notification Settings' and instructions: 'Please select through which channel you want to receive DISH Updates.' It contains four toggle switches: 'Newsletter' (off), 'E-Mail' (off), 'SMS' (off), and 'Push Notifications' (off).




Primero, ingrese su contraseña actual.




English ▾


Change Password

●●●●●●●● 

Password



New Password



Confirmation

[Back to application](#) [Save](#)



Ingrese su **nueva contraseña** .



English ▾

Change Password

Password

New Password

Confirmation

[Back to application](#)

[Save](#)



Confirma tu **nueva contraseña** .



English ▾

Change Password

Password

New Password

Confirmation

[Back to application](#)


[Save](#)

Una vez que haya terminado, haga clic en el botón **Guardar**.




English ▾


Change Password

..... 

Password

..... 

New Password

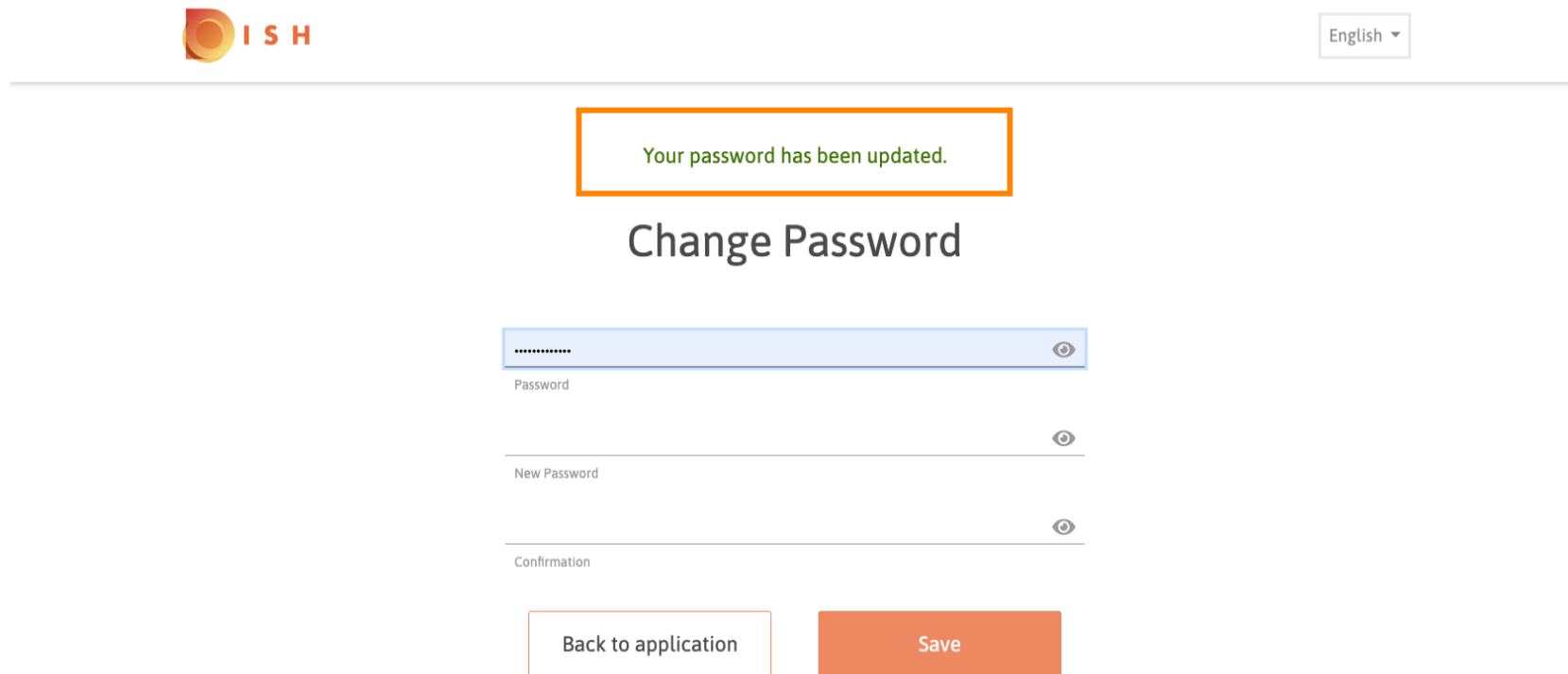
..... 


Confirmation

[Back to application](#) **Save**




Se le notificará en la parte superior de la pantalla que su contraseña se cambió con éxito.





 English ▾

Your password has been updated.

Change Password

..... 
Password

..... 
New Password

..... 
Confirmation

[Back to application](#) [Save](#)