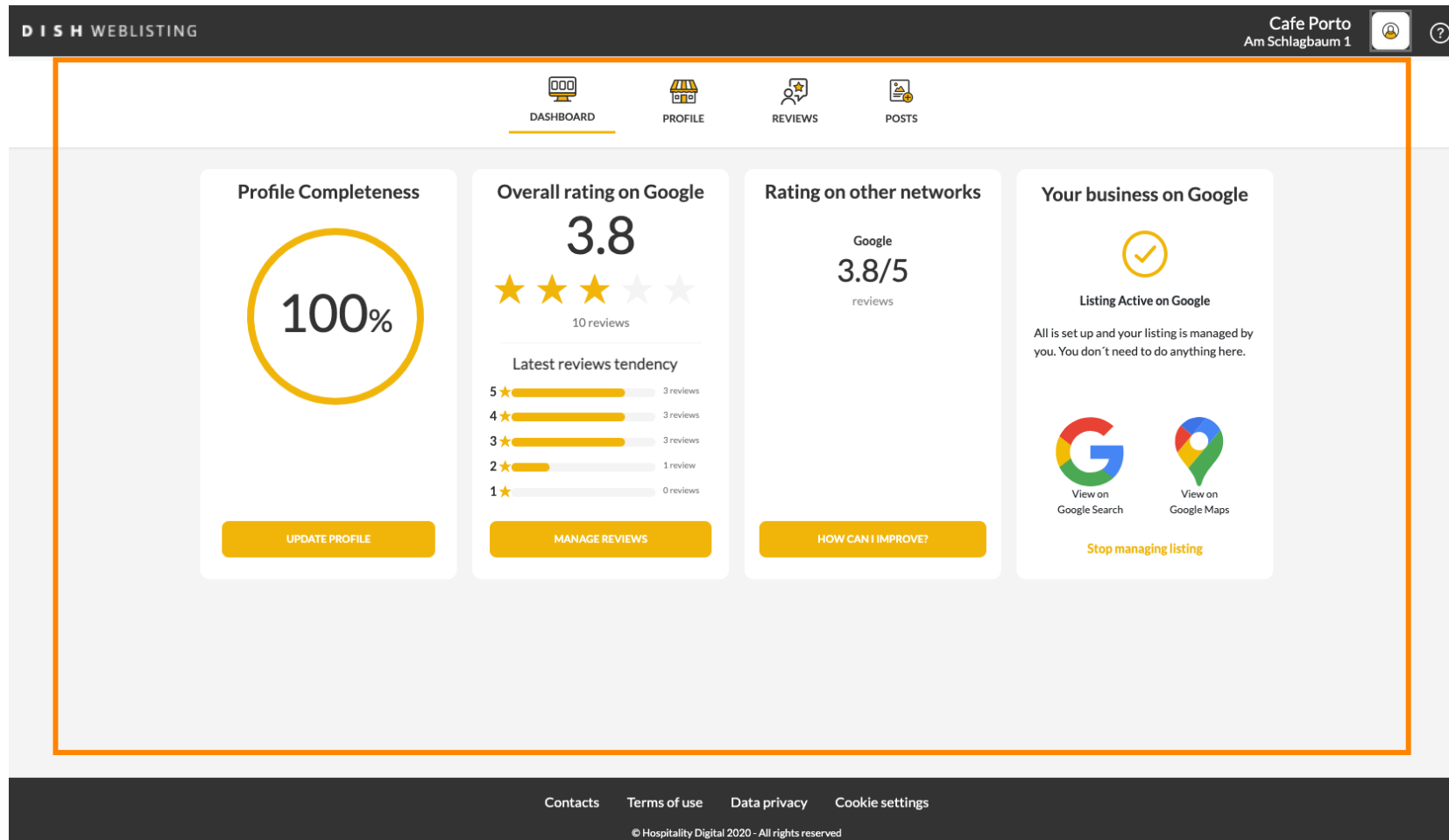




Pierwszym krokiem jest zalogowanie się na swoje **konto DISH** i open **DISH Weblisting**.



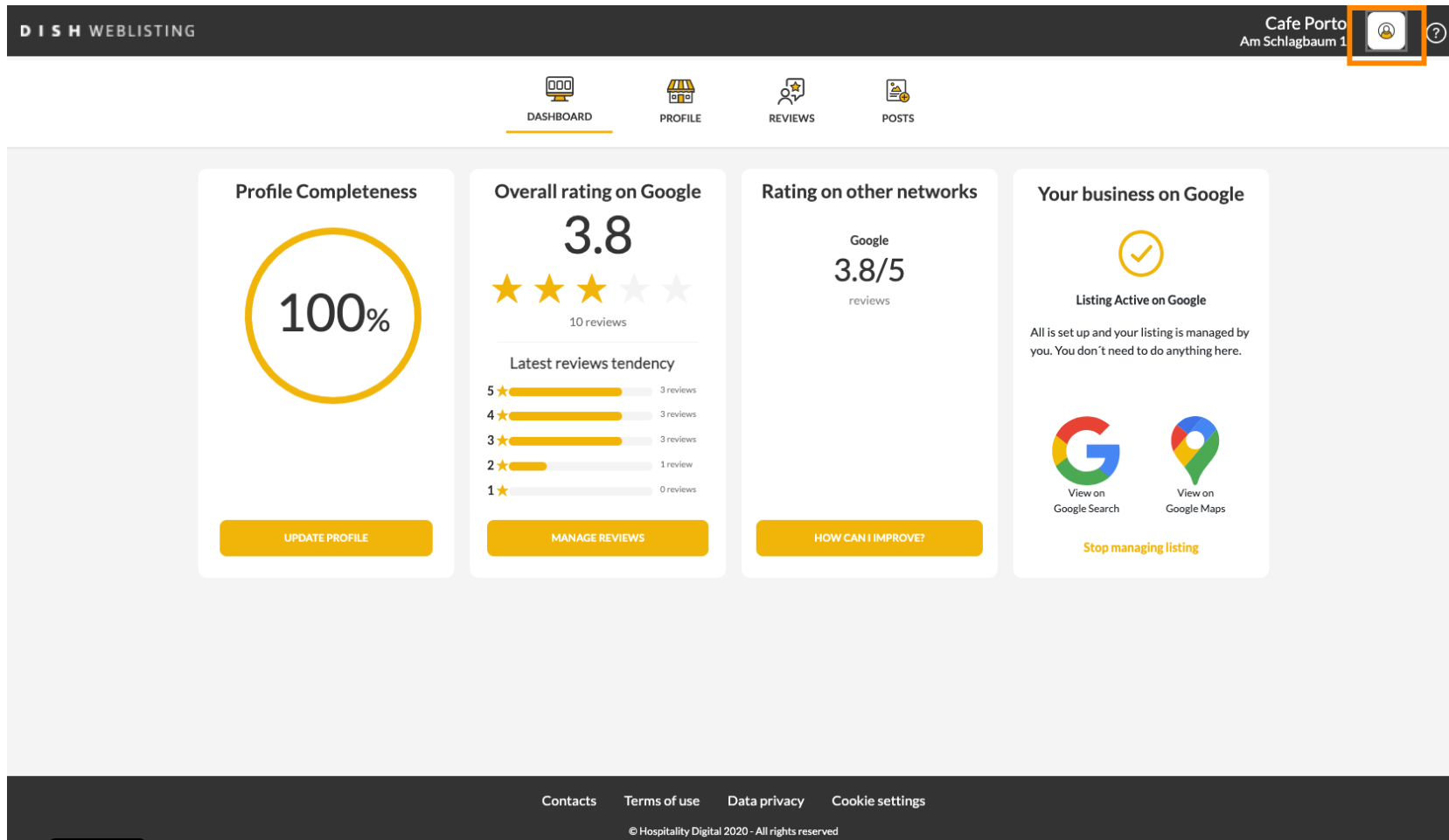
The screenshot shows the DISH Weblisting dashboard for a business named 'Cafe Porto' located at 'Am Schlagbaum 1'. The dashboard is divided into four main sections:



- Profile Completeness:** Shows a 100% completion rate with a yellow circular progress indicator and an 'UPDATE PROFILE' button.
- Overall rating on Google:** Displays a 3.8 rating based on 10 reviews, represented by 3.8 stars. Below this is a 'Latest reviews tendency' chart showing the distribution of star ratings: 5 stars (3 reviews), 4 stars (3 reviews), 3 stars (3 reviews), 2 stars (1 review), and 1 star (0 reviews). A 'MANAGE REVIEWS' button is located at the bottom.
- Rating on other networks:** Shows a Google rating of 3.8/5 based on reviews, with a 'HOW CAN I IMPROVE?' button.
- Your business on Google:** Indicates that the listing is active on Google with a checkmark icon. It states, 'All is set up and your listing is managed by you. You don't need to do anything here.' Below this are links to 'View on Google Search' and 'View on Google Maps', and a 'Stop managing listing' button.

The top navigation bar includes 'DISH WEBLISTING' on the left and the business name 'Cafe Porto Am Schlagbaum 1' with a user profile icon and a help icon on the right. The main navigation menu consists of 'DASHBOARD', 'PROFILE', 'REVIEWS', and 'POSTS'. The footer contains links for 'Contacts', 'Terms of use', 'Data privacy', and 'Cookie settings', along with the copyright notice '© Hospitality Digital 2020 - All rights reserved'.



Kliknij **ikonę profilu**.



**DISH WEBLISTING** Cafe Porto Am Schlagbaum 1  

**DASHBOARD** PROFILE REVIEWS POSTS

### Profile Completeness

100%

[UPDATE PROFILE](#)

### Overall rating on Google

3.8

10 reviews

Latest reviews tendency

5★	3 reviews
4★	3 reviews
3★	3 reviews
2★	1 review
1★	0 reviews

[MANAGE REVIEWS](#)

### Rating on other networks

Google 3.8/5 reviews

[HOW CAN I IMPROVE?](#)

### Your business on Google

Listing Active on Google

All is set up and your listing is managed by you. You don't need to do anything here.

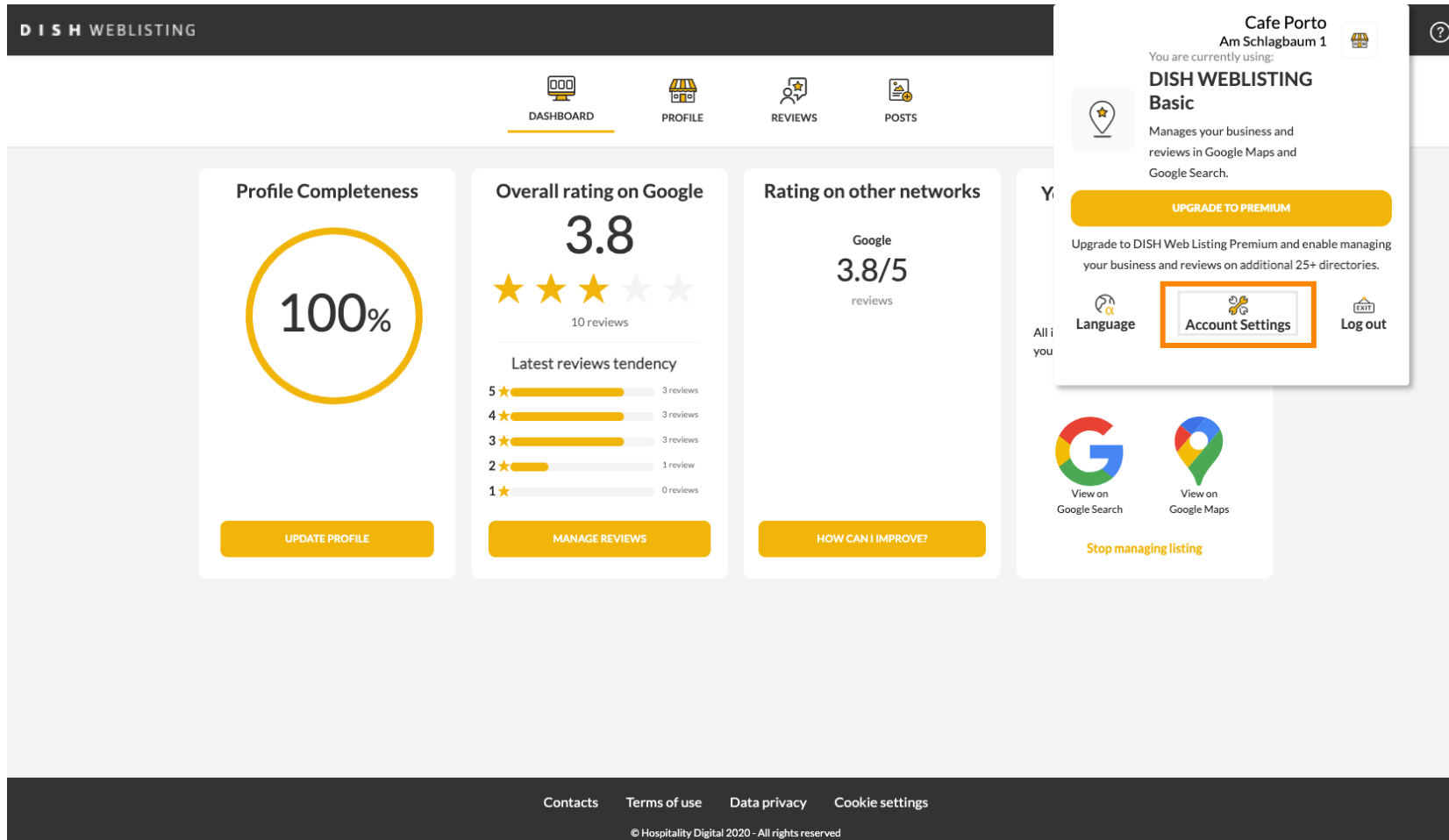
[View on Google Search](#) [View on Google Maps](#)

[Stop managing listing](#)

Contacts Terms of use Data privacy Cookie settings

© Hospitality Digital 2020 - All rights reserved

 Pojawi się okno, a następnie kliknij **Ustawienia konta**.



**DISH WEBLISTING**

Dashboard | Profile | Reviews | Posts

**Cafe Porto**  
Am Schlagbaum 1

You are currently using:  
**DISH WEBLISTING Basic**  
Manages your business and reviews in Google Maps and Google Search.

**UPGRADE TO PREMIUM**

Upgrade to DISH Web Listing Premium and enable managing your business and reviews on additional 25+ directories.

Language | **Account Settings** | Log out

View on Google Search | View on Google Maps



Stop managing listing





Contacts | Terms of use | Data privacy | Cookie settings

© Hospitality Digital 2020 - All rights reserved



Kliknij **Zmień hasło**.

**D I S H** WEBLISTING Cafe Porto  
Am Schlagbaum 1  

 DASHBOARD    PROFILE    REVIEWS    POSTS

### User Profile

First Name  
HD'Ashley

---

Last Name  
Steele

---

Business e-mail address  
support@nearseatech.com

---

[Edit profile at Dish](#)

### Change Password

To change the password of your DISH account, please click the following Link. You will be redirected to the DISH account settings.

[Change Password](#)

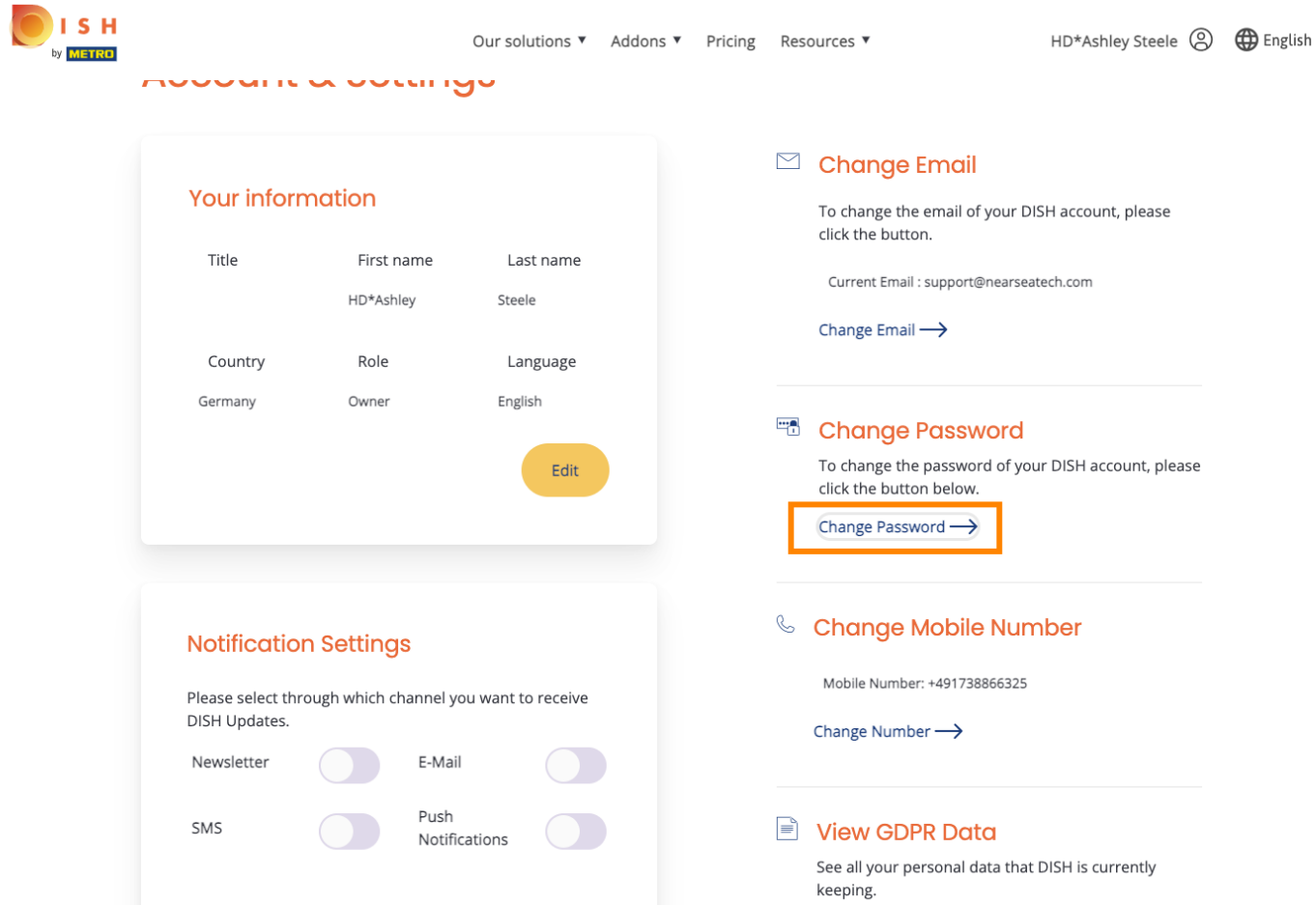
### Export personal Data

You have the right to receive your personal data in a structured, commonly used and machine-readable format in order to transmit it to another controller

[Export data](#)

### Delete Account

 Kliknij **Zmień hasło**.



The screenshot shows the 'ACCOUNT & SETTINGS' page in the DISH user interface. The user is identified as HD\*Ashley Steele. The page is divided into several sections:

- Your information:** A table showing user details with an 'Edit' button.
- Notification Settings:** A section with instructions and four toggle switches for Newsletter, E-Mail, SMS, and Push Notifications.
- Change Email:** A section with instructions and a 'Change Email' button.
- Change Password:** A section with instructions and a 'Change Password' button, which is highlighted with an orange border in the original image.
- Change Mobile Number:** A section with a mobile number and a 'Change Number' button.
- View GDPR Data:** A section with instructions to view personal data.

Title	First name	Last name
	HD*Ashley	Steele
Country	Role	Language
Germany	Owner	English

Notification Settings

Please select through which channel you want to receive DISH Updates.

Newsletter	<input type="checkbox"/>	E-Mail	<input type="checkbox"/>
SMS	<input type="checkbox"/>	Push Notifications	<input type="checkbox"/>

Change Password

To change the password of your DISH account, please click the button below.

[Change Password →](#)




Najpierw wprowadź swoje aktualne hasło.




English ▾

## Change Password

●●●●●●●● 


Password

---



New Password

---



Confirmation

[Back to application](#) [Save](#)



Wpisz swoje **nowe hasło** .



English ▾

## Change Password

Password

New Password

Confirmation

[Back to application](#)

[Save](#)



Potwierdź **nowe hasło** .



English ▾

## Change Password

Password

New Password

Confirmation

[Back to application](#)

[Save](#)






Gdy skończysz, kliknij przycisk **Zapisz** .




English ▾


## Change Password

..... 

Password

..... 

New Password

..... 

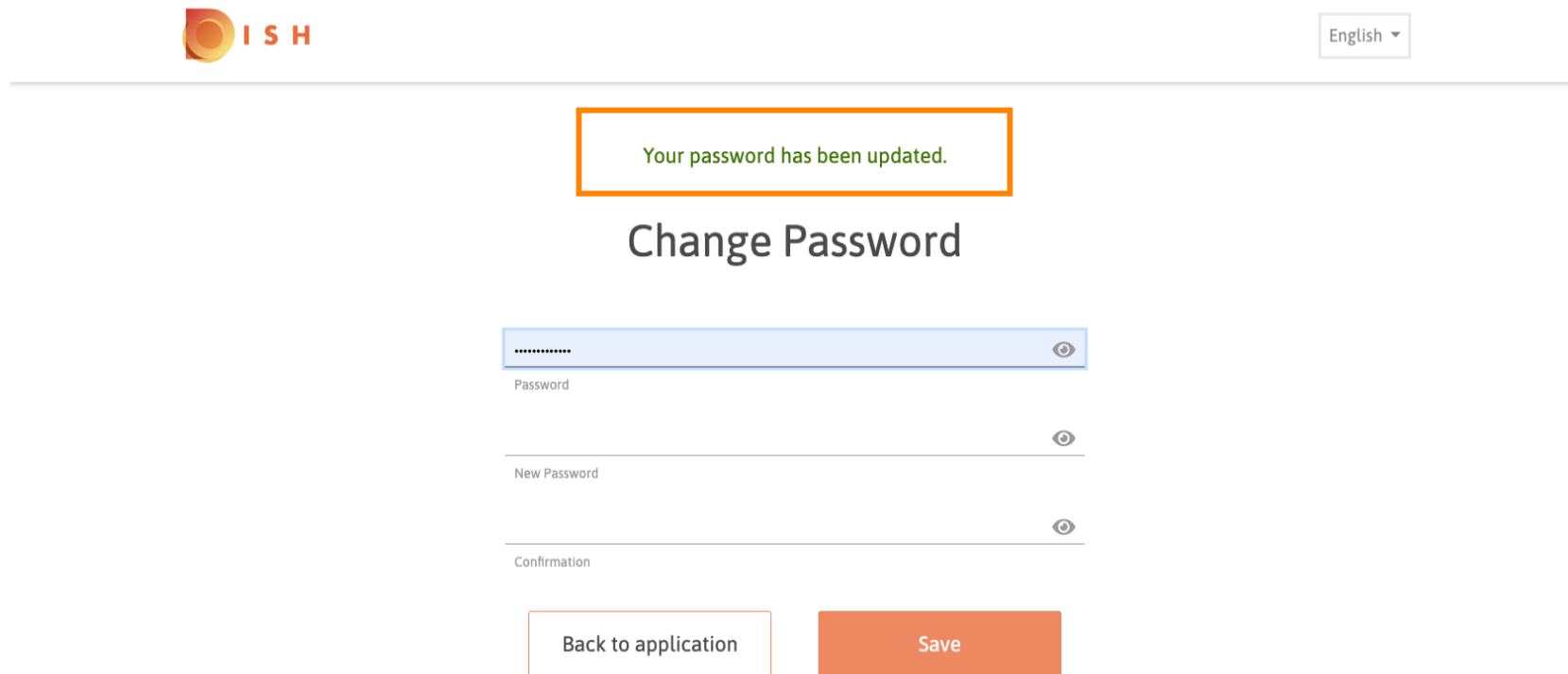
Confirmation

Back to application

Save



Zostaniesz powiadomiony w górnej części ekranu, że Twoje hasło zostało pomyślnie zmienione.



The screenshot shows the DISH web interface for changing a password. At the top left is the DISH logo, and at the top right is a language dropdown menu set to 'English'. A green success message, 'Your password has been updated.', is displayed in a box at the top center. Below this is the title 'Change Password'. The form consists of three input fields: 'Password', 'New Password', and 'Confirmation', each with a toggle icon for visibility. At the bottom, there are two buttons: 'Back to application' and 'Save'.