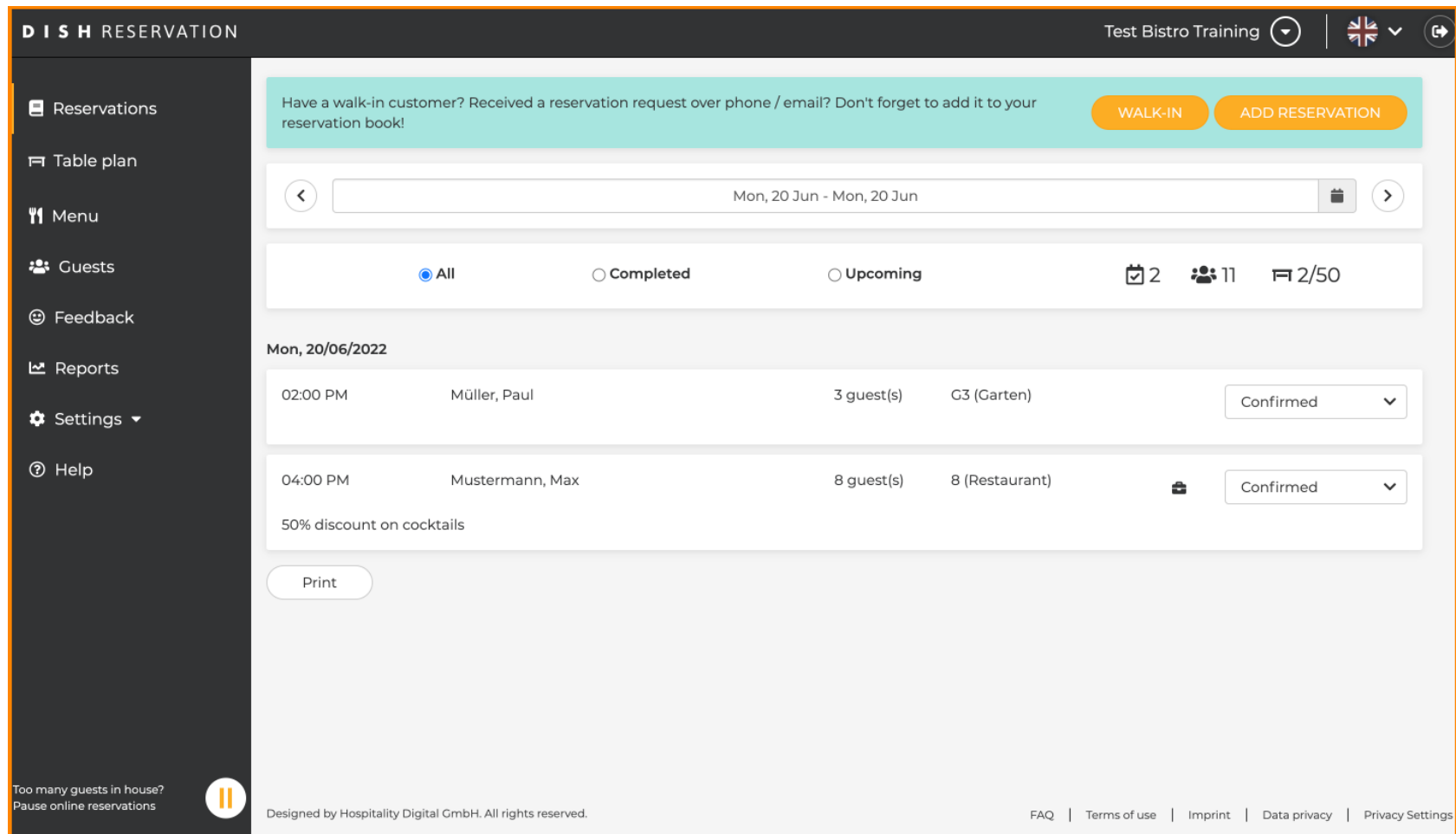




В этом уроке мы покажем вам, как ввести гостя в ваше бронирование. Примечание. Существует два способа войти в гостевую систему.



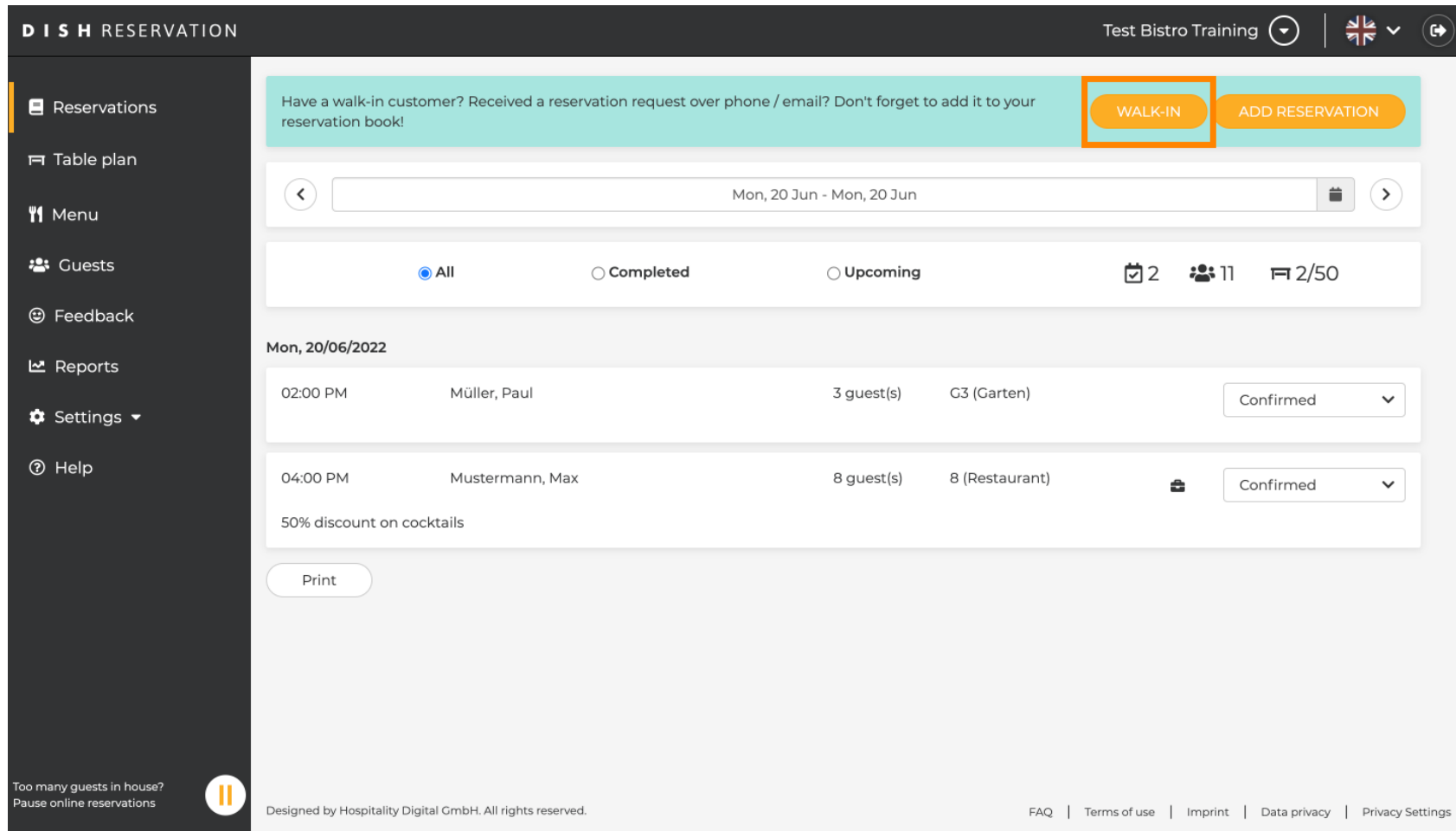
The screenshot displays the DISH Reservation management interface. The top navigation bar includes the 'DISH RESERVATION' logo, the user 'Test Bistro Training', a flag icon, and a refresh button. A teal banner at the top right prompts users to add walk-in customers or reservation requests, with 'WALK-IN' and 'ADD RESERVATION' buttons. Below this is a date range selector set to 'Mon, 20 Jun - Mon, 20 Jun'. The main content area shows filters for 'All' (selected), 'Completed', and 'Upcoming', along with summary statistics: 2 reservations, 11 guests, and 2/50 tables. The reservation list for 'Mon, 20/06/2022' contains two entries:

Time	Guest Name	Guest Count	Location	Status
02:00 PM	Müller, Paul	3 guest(s)	G3 (Garten)	Confirmed
04:00 PM	Mustermann, Max	8 guest(s)	8 (Restaurant)	Confirmed

Additional details for the 04:00 PM reservation include a '50% discount on cocktails' note and a 'Print' button. The interface also features a sidebar with navigation options like Reservations, Table plan, Menu, Guests, Feedback, Reports, Settings, and Help. A notification at the bottom left indicates 'Too many guests in house? Pause online reservations' with a pause icon. The footer contains copyright information for Hospitality Digital GmbH and links to FAQ, Terms of use, Imprint, Data privacy, and Privacy Settings.



Первый способ — нажать на кнопку **WALK-IN**, чтобы добавить гостей в ваше бронирование.



The screenshot shows the DISH Reservation management interface. The top navigation bar includes the DISH RESERVATION logo, the user name 'Test Bistro Training', and a language selector (UK flag). A teal banner at the top contains the text: 'Have a walk-in customer? Received a reservation request over phone / email? Don't forget to add it to your reservation book!' and two buttons: 'WALK-IN' (highlighted with an orange box) and 'ADD RESERVATION'. Below the banner is a date range selector showing 'Mon, 20 Jun - Mon, 20 Jun'. A filter bar shows 'All' selected, with 'Completed' and 'Upcoming' options. Summary statistics include a calendar icon with '2', a group icon with '11', and a table icon with '2/50'. The main content area displays a list of reservations for 'Mon, 20/06/2022':

Time	Guest Name	Guest Count	Location	Status
02:00 PM	Müller, Paul	3 guest(s)	G3 (Garten)	Confirmed
04:00 PM	Mustermann, Max	8 guest(s)	8 (Restaurant)	Confirmed

Additional details for the 04:00 PM reservation include '50% discount on cocktails' and a 'Print' button. At the bottom left, there is a notification: 'Too many guests in house? Pause online reservations' with a pause icon. The footer contains the text 'Designed by Hospitality Digital GmbH. All rights reserved.' and a list of links: 'FAQ | Terms of use | Imprint | Data privacy | Privacy Settings'.



Появится окно. Здесь вы можете ввести **информацию о ходьбе**, а также **запросы и заметки** вашего гостя. **Примечание.** Дата и время предварительно установлены. Кроме того, источник также предустановлен.

DISH RESERVATION
Test Bistro Training ▼ ▼

Have a walk-in customer? Received a reservation request over phone / email? Don't forget to add it to your reservation book! Back

Walkin information

#' Guests *

Date

Time

Duration

Table(s)

Source

Requests & notes

Internal note

Allergies

Gluten Sesame Nuts Crustacean Eggs Fish

Mustard Lactose Celery Peanuts Shellfish Soy

Lupins Sulphite

Diet

Gluten-free Halal Kosher Lactose-free Vegan

Vegetarian

SAVE

Reservations

Table plan

Menu

Guests

Feedback

Reports

Settings ▼

Help

Too many guests in house?
Pause online reservations

Designed by Hospitality Digital GmbH. All rights reserved.

FAQ | Terms of use | Imprint | Data privacy | Privacy Settings



В разделе « **Запросы и примечания** » вы можете ввести, а также выбрать информацию, такую как **аллергии или диеты** вашего гостя.

DISH RESERVATION
Test Bistro Training ▼ 🇬🇧 ▼ ↻

Have a walk-in customer? Received a reservation request over phone / email? Don't forget to add it to your reservation book! Back

Walkin information

#' Guests *

Date

Time

Duration

Table(s)

Source

Requests & notes

Internal note

Allergies

Gluten Sesame Nuts Crustacean Eggs Fish

Mustard Lactose Celery Peanuts Shellfish Soy

Lupins Sulphite

Diet

Gluten-free Halal Kosher Lactose-free Vegan

Vegetarian

SAVE

Too many guests in house?
Pause online reservations ||

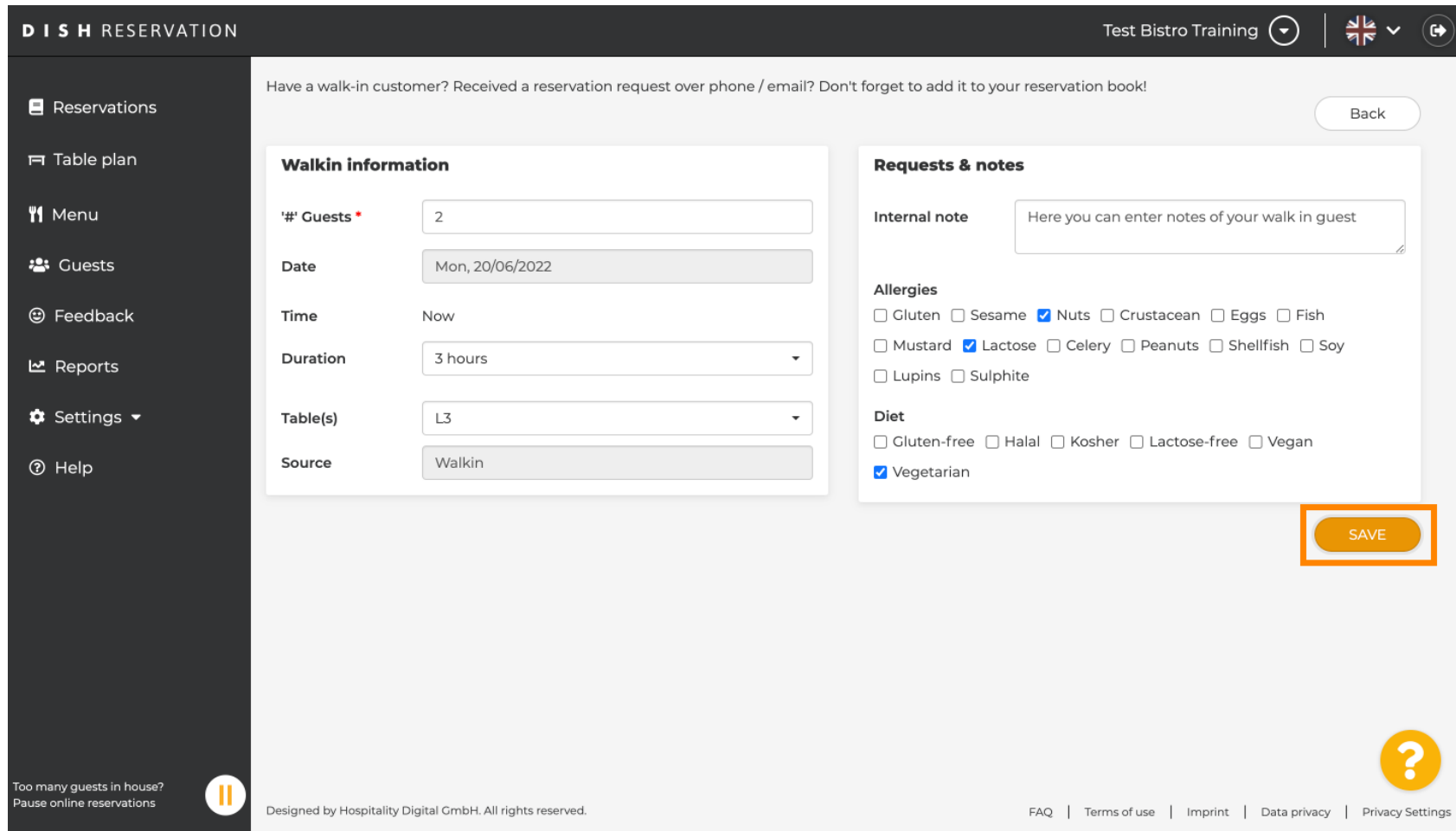
Designed by Hospitality Digital GmbH. All rights reserved.

FAQ | Terms of use | Imprint | Data privacy | Privacy Settings

?



Нажмите на кнопку **СОХРАНИТЬ**, чтобы добавить информацию в книгу бронирования.



DISH RESERVATION Test Bistro Training

Have a walk-in customer? Received a reservation request over phone / email? Don't forget to add it to your reservation book! [Back](#)

Walkin information

#* Guests

Date

Time

Duration

Table(s)

Source

Requests & notes

Internal note

Allergies

Gluten Sesame Nuts Crustacean Eggs Fish

Mustard Lactose Celery Peanuts Shellfish Soy

Lupins Sulphite

Diet

Gluten-free Halal Kosher Lactose-free Vegan

Vegetarian

SAVE

Too many guests in house? Pause online reservations

Designed by Hospitality Digital GmbH. All rights reserved.

FAQ | Terms of use | Imprint | Data privacy | Privacy Settings

Вы получите уведомление о том, что ваша бронь создана.

The screenshot shows the DISH Reservation management interface. On the left is a dark sidebar with navigation options: Reservations, Table plan, Menu, Guests, Feedback, Reports, Settings, and Help. The main content area is titled 'DISH RESERVATION' and includes a user profile 'Test Bistro Training'. A green notification box at the top right states 'Reservation has been created.' Below this is a date range selector for 'Mon, 20 Jun - Mon, 20 Jun' and filter tabs for 'All', 'Completed', and 'Upcoming'. A summary bar shows 3 reservations, 13 guests, and 3/50 tables. The reservation list for 'Mon, 20/06/2022' contains three entries:

Time	Guest Name	Guests	Location	Status
09:25 AM	Walkin	2 guest(s)	L3 (Lounge)	Done
02:00 PM	Müller, Paul	3 guest(s)	G3 (Garten)	Confirmed
04:00 PM	Mustermann, Max	8 guest(s)	8 (Restaurant)	Confirmed

Additional details for the 04:00 PM reservation include '50% discount on cocktails'. A 'Print' button is located at the bottom left of the reservation list. The footer contains a 'Too many guests in house? Pause online reservations' message, a copyright notice for Hospitality Digital GmbH, and links for FAQ, Terms of use, Imprint, Data privacy, and Privacy Settings.

Ваша прогулка в гости будет указана в вашем бронировании.

DISH RESERVATION
Test Bistro Training

Have a walk-in customer? Received a reservation request over phone / email? Don't forget to add it to your reservation book! WALK-IN

Reservation has been created.

Mon, 20 Jun - Mon, 20 Jun

All
 Completed
 Upcoming

3
 13
 3/50

Mon, 20/06/2022

09:25 AM	Walkin	2 guest(s)	L3 (Lounge)		Done
<i>"Here you can enter notes of your walk in guest" (Note)</i>					
Diet: Vegetarian					
Allergies: Nuts, Lactose					
02:00 PM	Müller, Paul	3 guest(s)	G3 (Garten)		Confirmed
04:00 PM	Mustermann, Max	8 guest(s)	8 (Restaurant)		Confirmed
50% discount on cocktails					

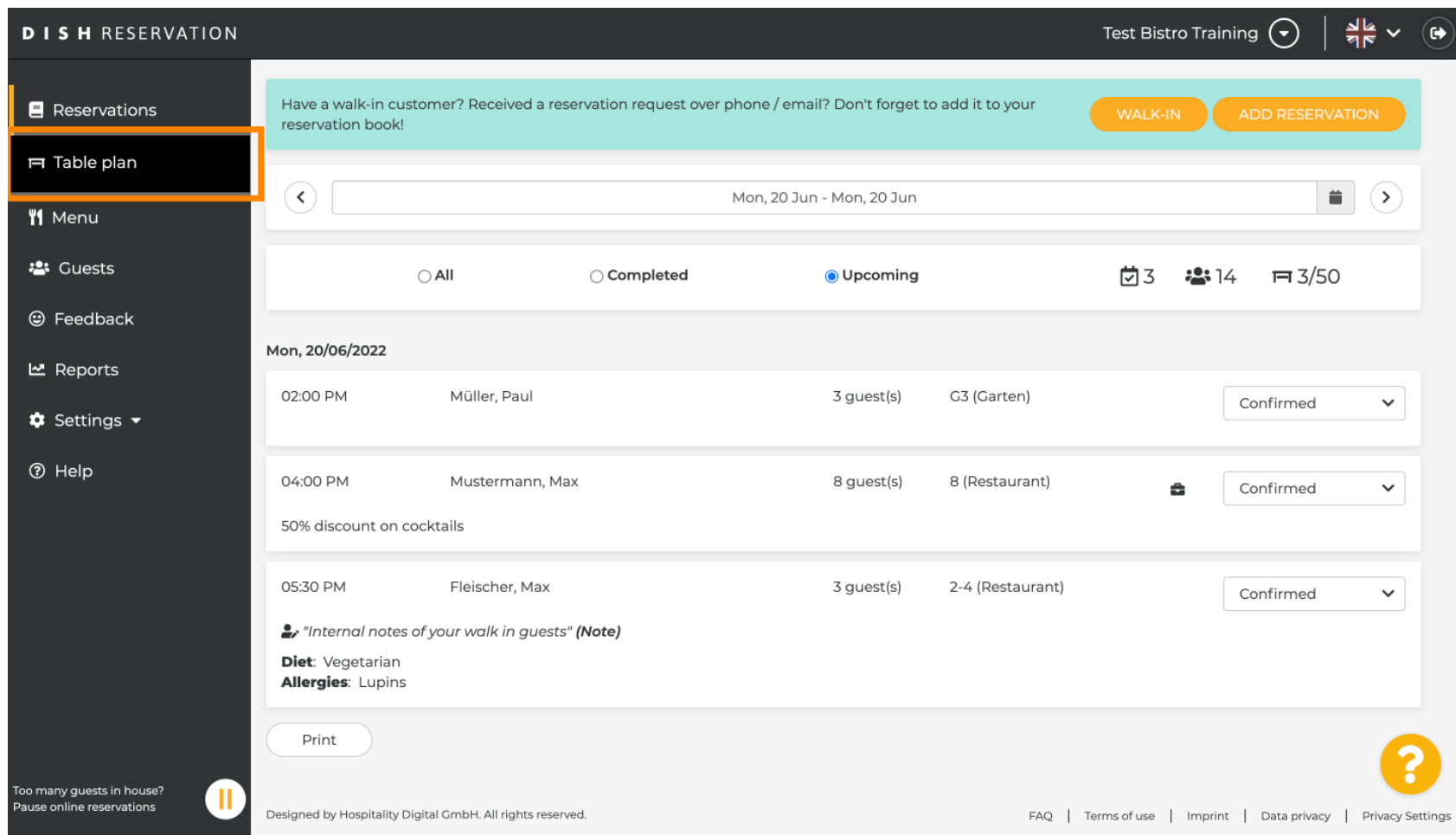
Too many guests in house?
Pause online reservations

Designed by Hospitality Digital GmbH. All rights reserved.

[FAQ](#) | [Terms of use](#) | [Imprint](#) | [Data privacy](#) | [Privacy Settings](#)



Теперь мы собираемся показать вам второй способ добавить гостей в ваши бронирования. Нажмите **План стола**, чтобы продолжить.



DISH RESERVATION Test Bistro Training

Have a walk-in customer? Received a reservation request over phone / email? Don't forget to add it to your reservation book! [WALK-IN](#) [ADD RESERVATION](#)

Mon, 20 Jun - Mon, 20 Jun

All Completed Upcoming 📅 3 👤 14 🍴 3/50

Mon, 20/06/2022

02:00 PM	Müller, Paul	3 guest(s)	G3 (Garten)	Confirmed
04:00 PM	Mustermann, Max	8 guest(s)	8 (Restaurant)	Confirmed
50% discount on cocktails				
05:30 PM	Fleischer, Max	3 guest(s)	2-4 (Restaurant)	Confirmed

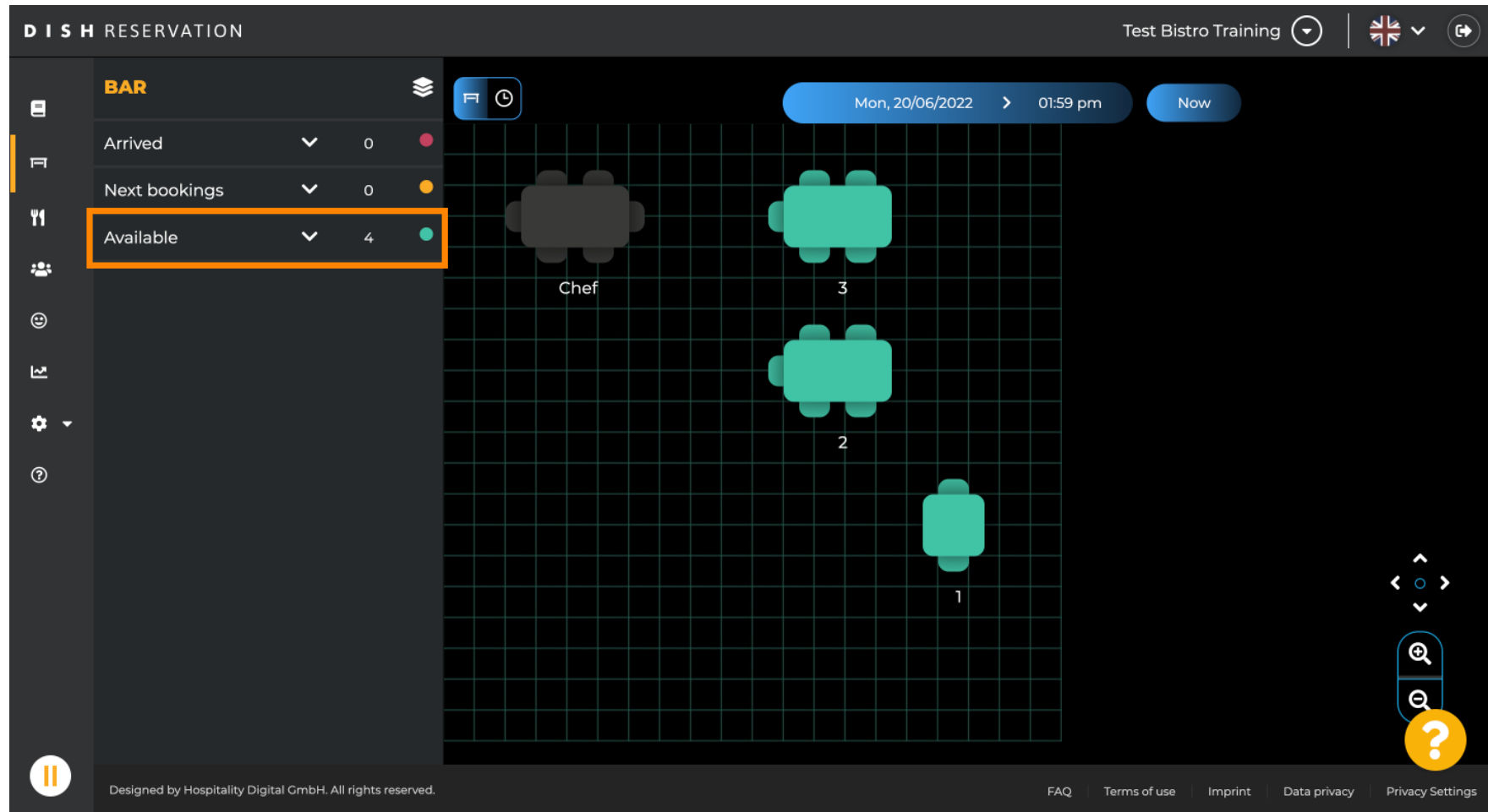
"Internal notes of your walk in guests" (Note)
Diet: Vegetarian
Allergies: Lupins

Print

Too many guests in house? Pause online reservations

Designed by Hospitality Digital GmbH. All rights reserved. [FAQ](#) | [Terms of use](#) | [Imprint](#) | [Data privacy](#) | [Privacy Settings](#)

Теперь нажмите « **Доступно** », чтобы добавить бронирование без предварительной записи.



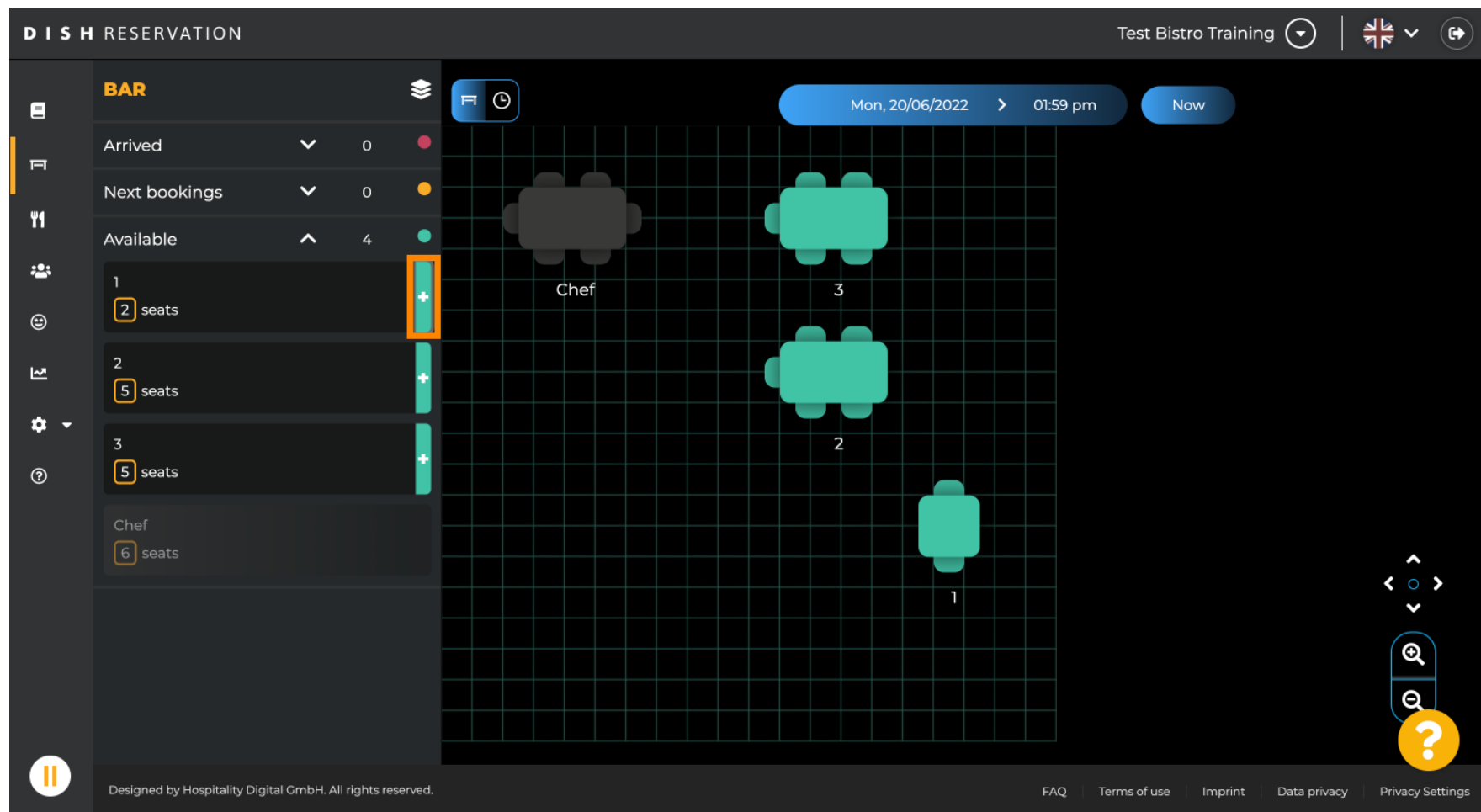
The screenshot displays the DISH Reservation interface. On the left, a sidebar menu is visible with the following items:

- Arrived (0)
- Next bookings (0)
- Available (4)** (highlighted with an orange box)

The main area shows a reservation grid for 'Test Bistro Training' on 'Mon, 20/06/2022' at '01:59 pm'. The grid contains several reservations represented by colored shapes: a grey shape labeled 'Chef', a teal shape labeled '3', a teal shape labeled '2', and a teal shape labeled '1'. The 'Available' status in the sidebar is highlighted with an orange box, indicating that this is the selected filter for the reservation grid.



Здесь вам будут показаны все доступные таблицы. Теперь выберите предпочитаемые места, нажав на **значок плюса**.



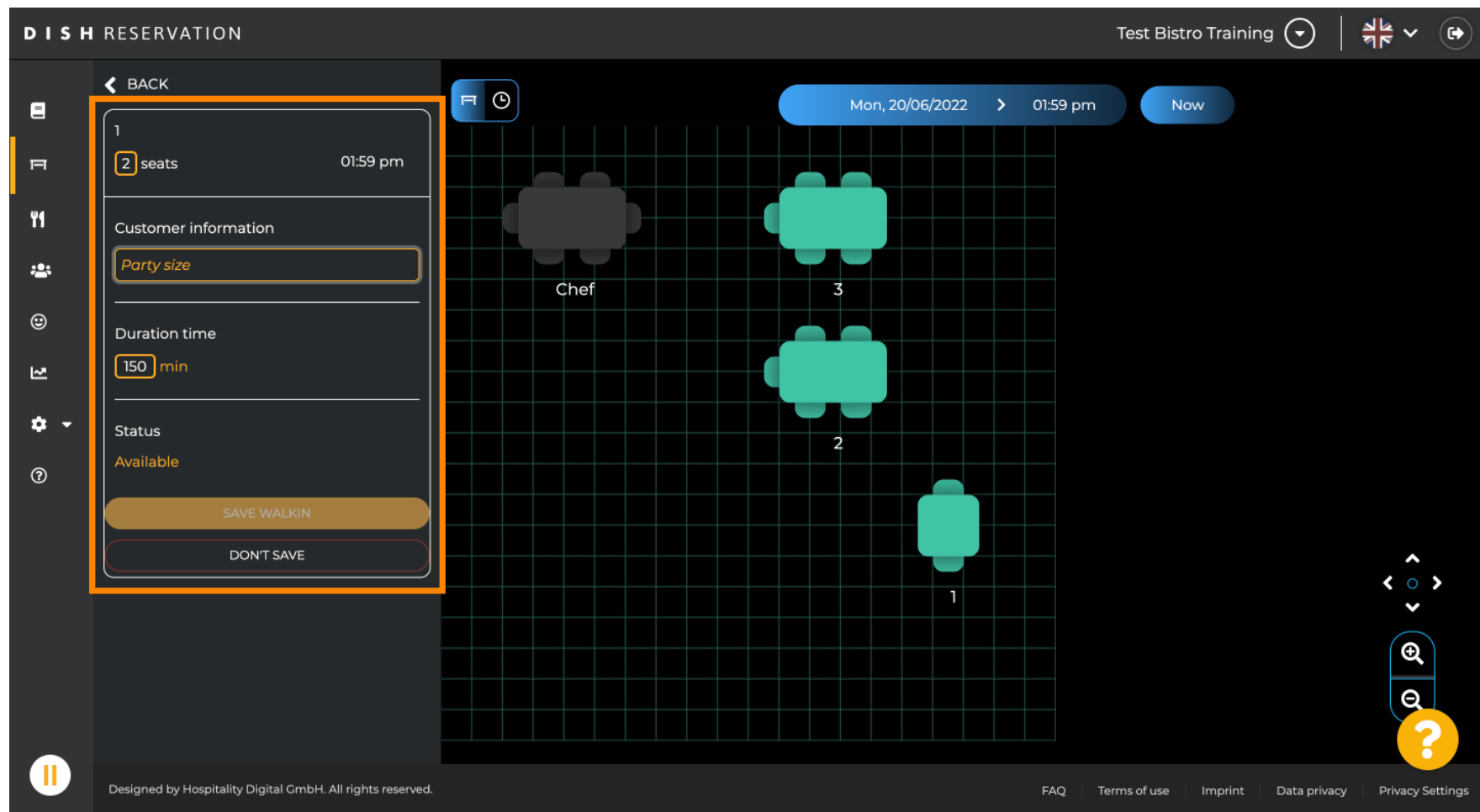
The screenshot displays the DISH Reservation interface. On the left, a sidebar lists table types under the heading "BAR":

- Arrived: 0
- Next bookings: 0
- Available: 4
- 1: 2 seats (plus sign highlighted with an orange box)
- 2: 5 seats
- 3: 5 seats
- Chef: 6 seats

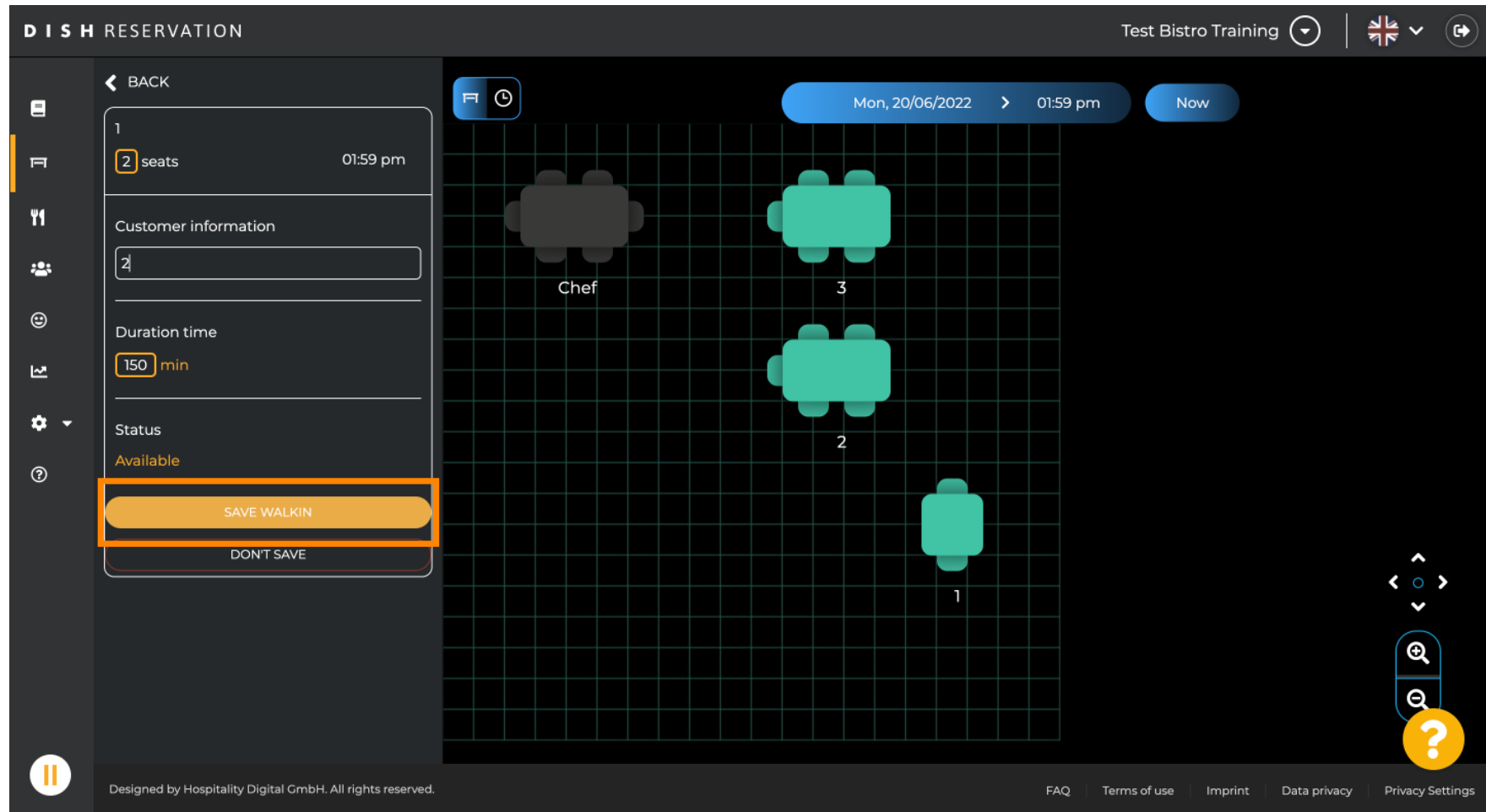
The main area shows a grid layout of tables on a dark background. A "Chef" table (6 seats) is shown in grey. Three other tables (2, 3, and 1 seats) are shown in teal. The interface includes a top navigation bar with "DISH RESERVATION", "Test Bistro Training", and a date/time selector for "Mon, 20/06/2022 01:59 pm". A bottom navigation bar contains icons for home, search, and help, along with a footer with "Designed by Hospitality Digital GmbH. All rights reserved." and links for "FAQ", "Terms of use", "Imprint", "Data privacy", and "Privacy Settings".



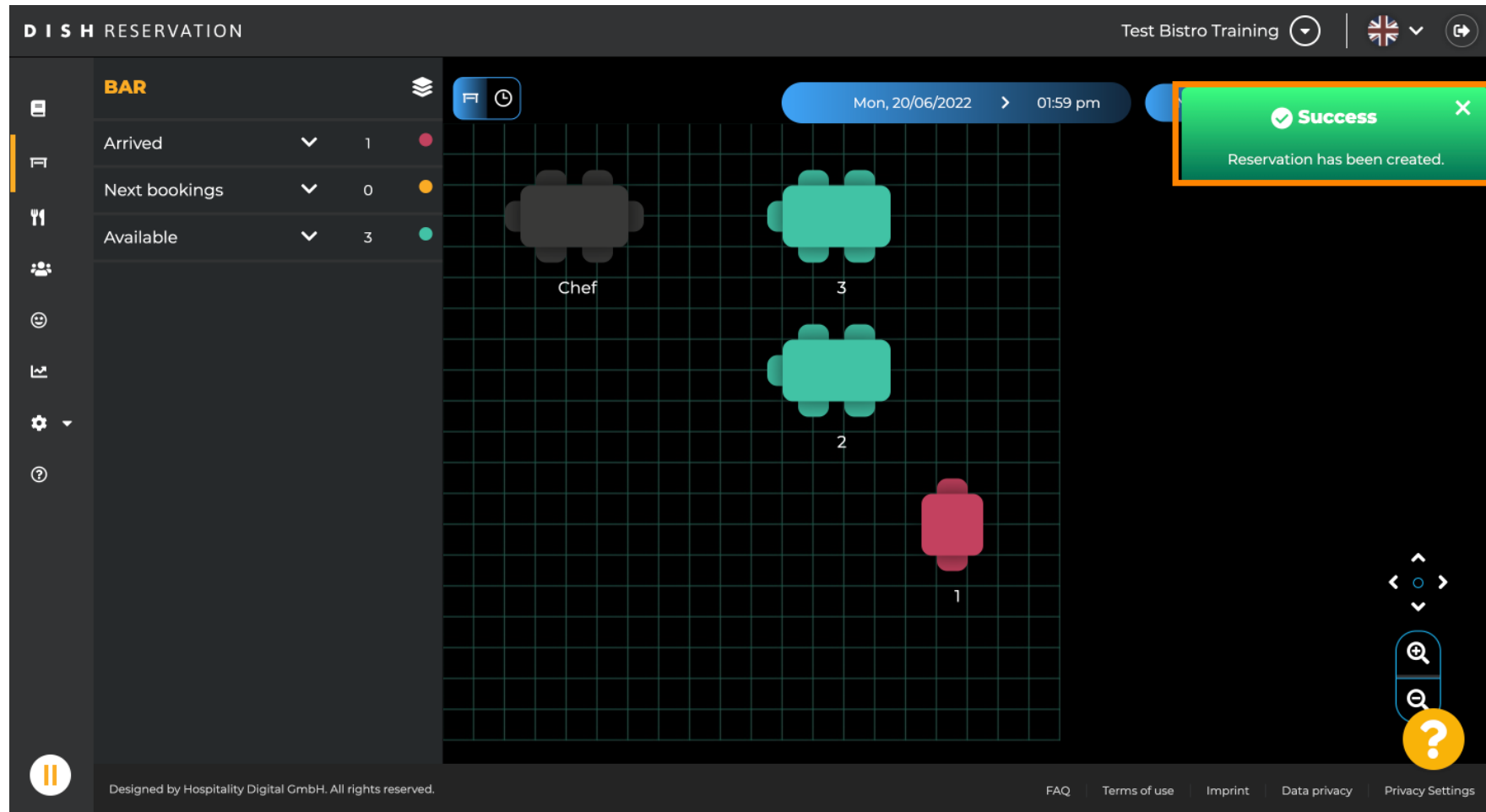
Появится окно, в котором вы должны ввести необходимую информацию, а также **размер партии**, а также **продолжительность**.



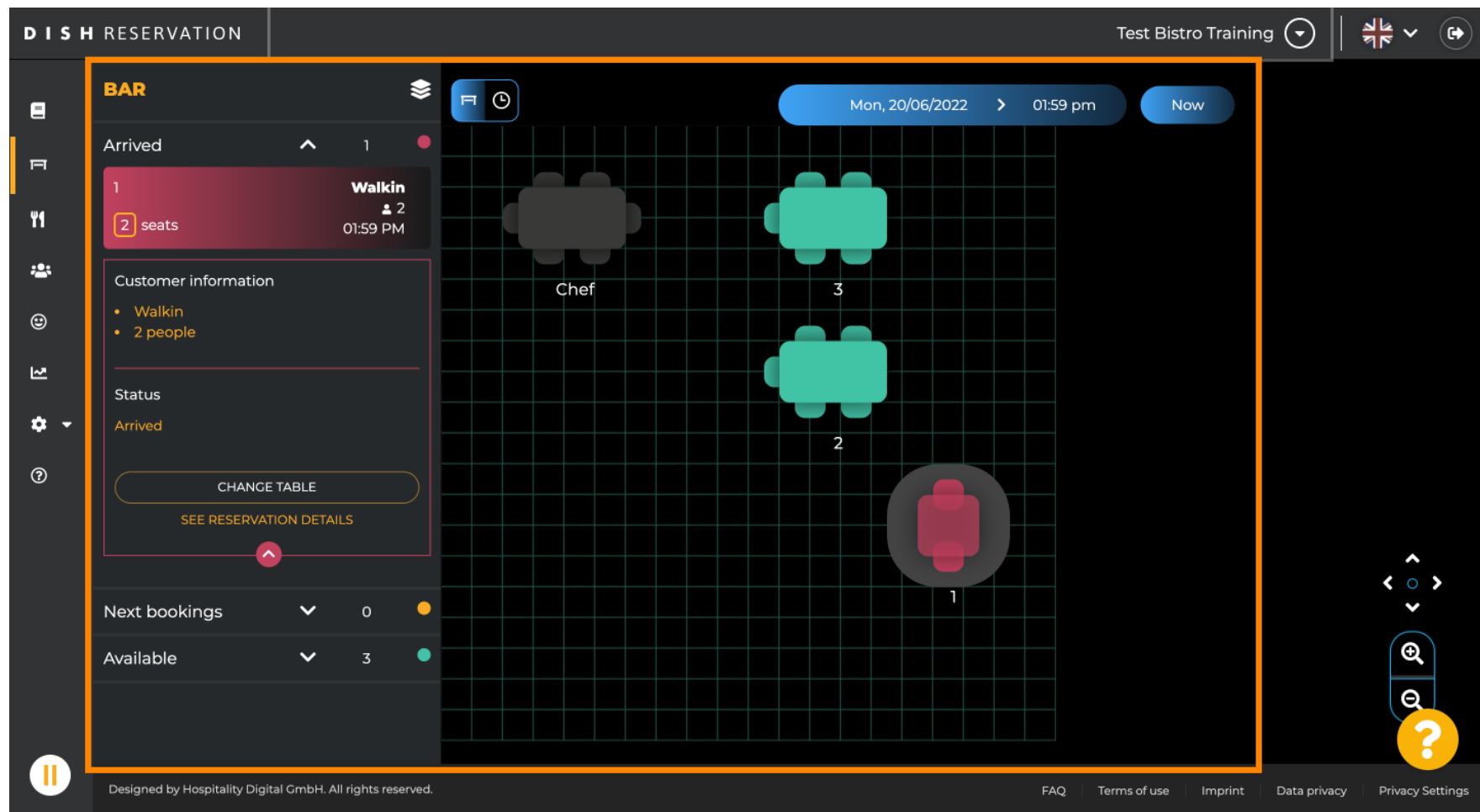
Чтобы завершить бронирование, нажмите «БЕЗОПАСНАЯ ПРОГУЛКА».



Вы получите уведомление об успешном создании резервации.



- ❗ Заказ на вход будет занесен в книгу бронирования выбранной зоны ресторана. Равно как и на столе план.



The screenshot displays the DISH Reservation interface. At the top, it shows 'DISH RESERVATION' and 'Test Bistro Training'. The main area is divided into a sidebar on the left and a table plan on the right. The sidebar contains the following information:

- BAR** (highlighted with an orange border)
- Arrived** (1 reservation)
- Reservation 1:** Walkin, 2 seats, 01:59 PM
- Customer information:** Walkin, 2 people
- Status:** Arrived
- Buttons:** CHANGE TABLE, SEE RESERVATION DETAILS
- Next bookings:** 0
- Available:** 3

The table plan shows a grid with several tables represented by icons: a grey 'Chef' table, two green tables (labeled 3 and 2), and a red table (labeled 1). The interface also includes a top navigation bar with 'Mon, 20/06/2022', '01:59 pm', and 'Now'. A bottom navigation bar contains 'FAQ', 'Terms of use', 'Imprint', 'Data privacy', and 'Privacy Settings'.



Scan to go to the interactive player