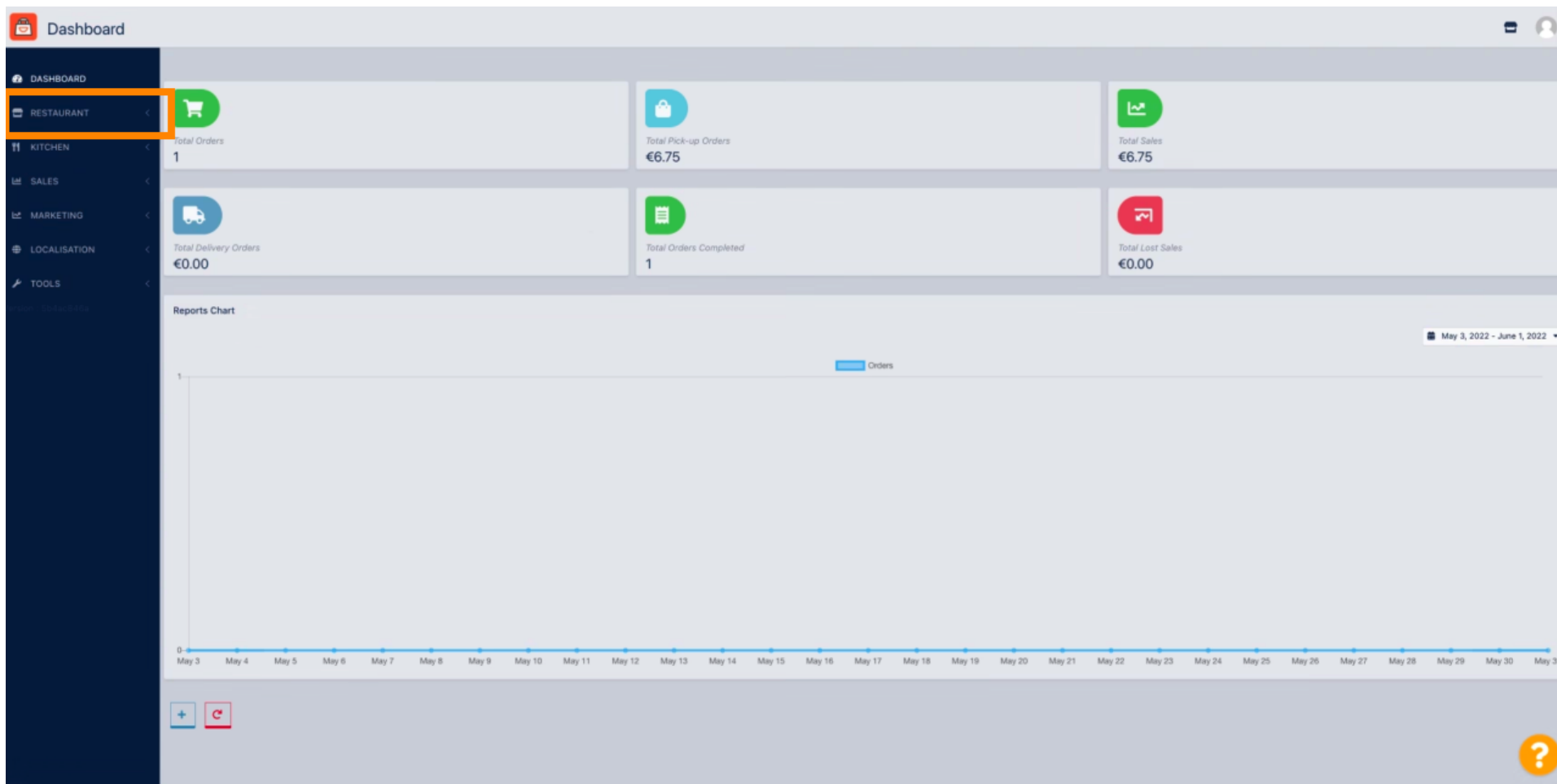


# DISH Order – Hogyan integráljuk a PayPal-t fizetési módként



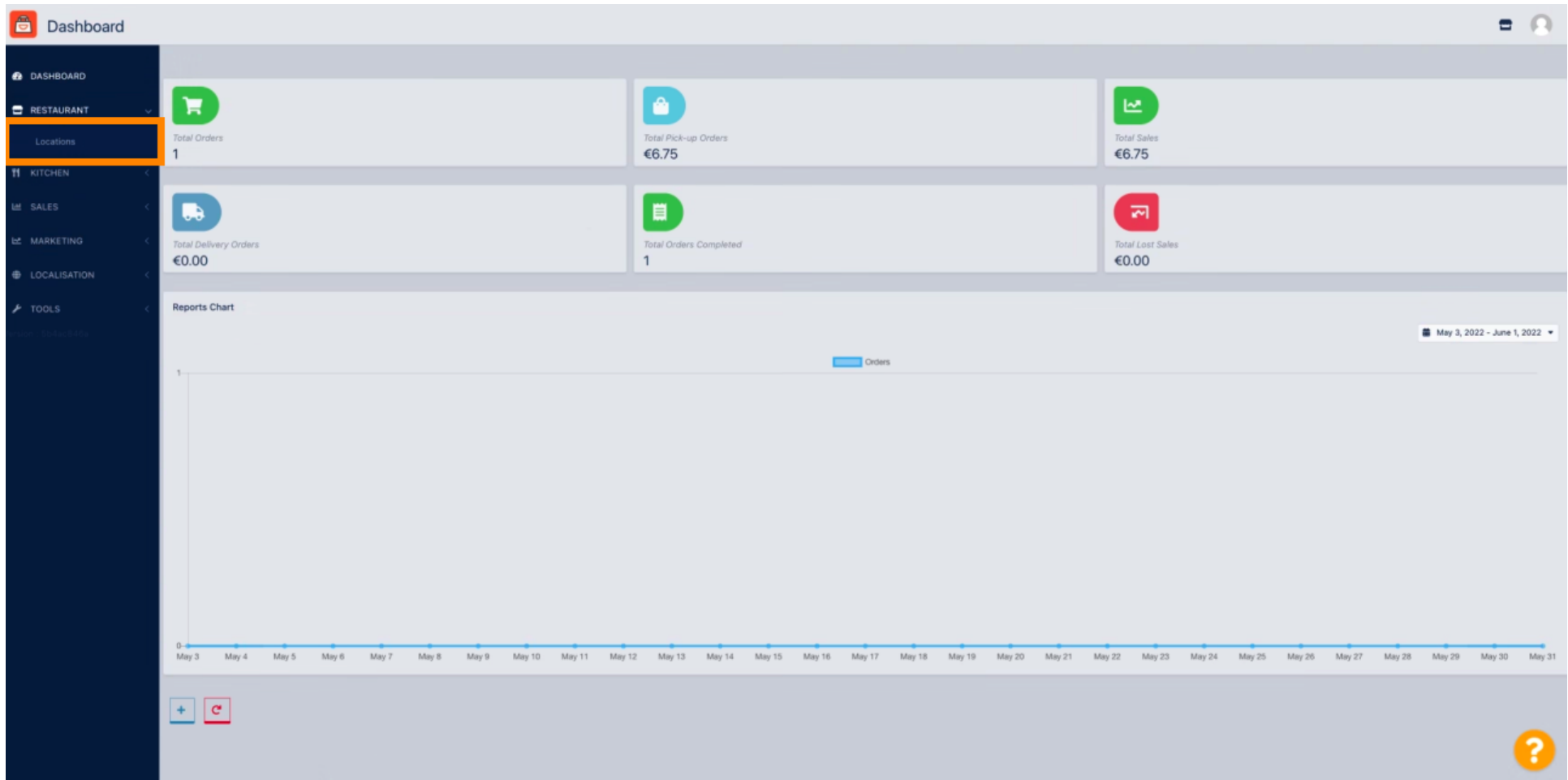
Ön most a DISH Order irányítópultján van. Most kattintson **az ÉTTEREM** elemre .



# DISH Order – Hogyan integráljuk a PayPal-t fizetési módként

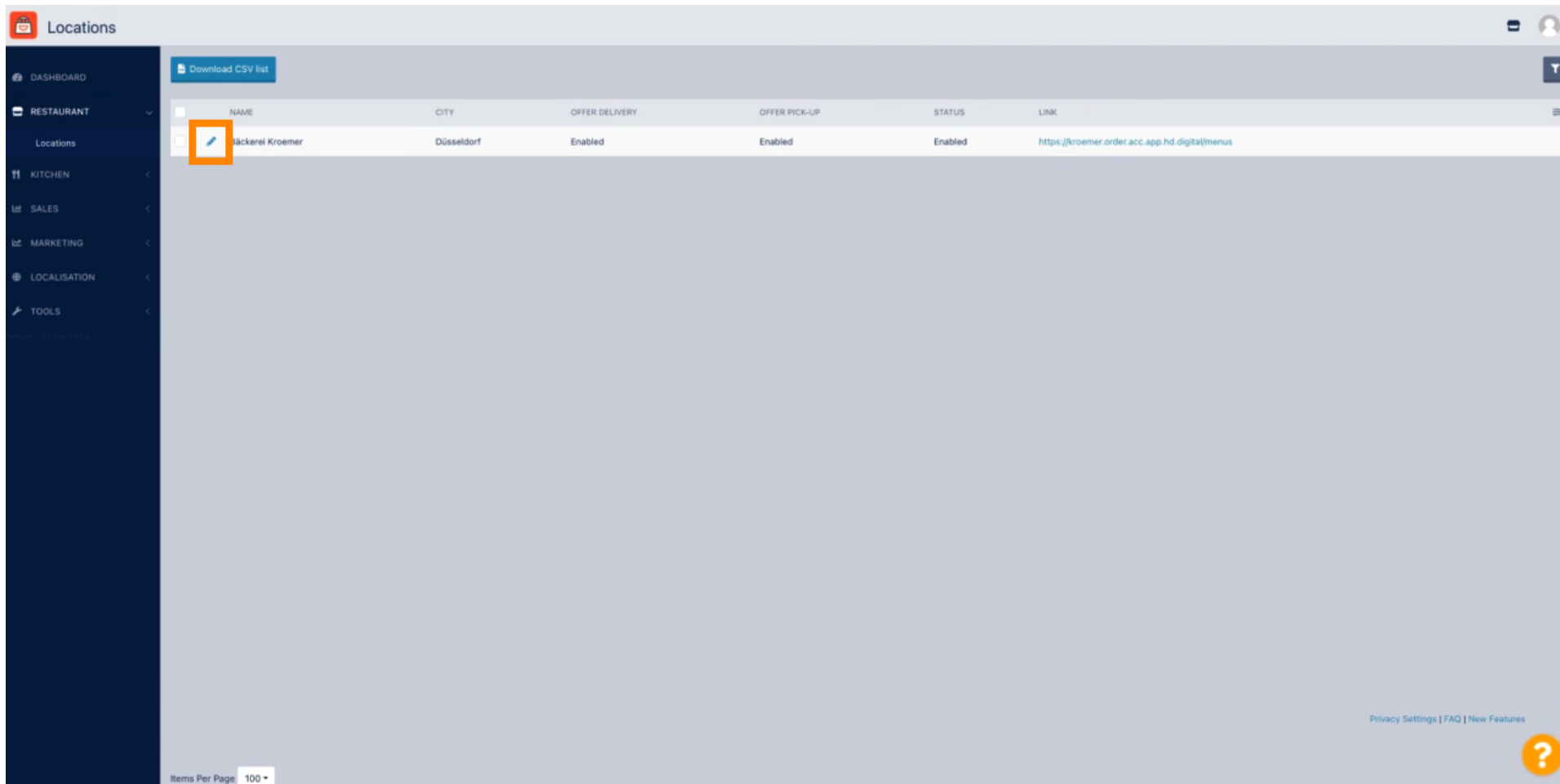


Válassza a **Helyek** lehetőséget az éttermek információinak megnyitásához.



# DISH Order – Hogyan integráljuk a PayPal-t fizetési módként

 A hely szerkesztéséhez kattintson a **ceruza ikonra**.



The screenshot displays the 'Locations' management page in the DISH Order system. The page features a dark blue sidebar with navigation options: DASHBOARD, RESTAURANT (expanded), KITCHEN, SALES, MARKETING, LOCALISATION, and TOOLS. The main content area shows a table of restaurant locations. The table has columns for NAME, CITY, OFFER DELIVERY, OFFER PICK-UP, STATUS, and LINK. The first row, representing 'Bäckerei Kroemer' in Düsseldorf, is highlighted. A pencil icon in the first column of this row is circled in orange, indicating the edit function. A 'Download CSV list' button is visible at the top left of the table area. The bottom right corner of the page contains links for 'Privacy Settings', 'FAQ', and 'New Features', along with a help icon (question mark in a circle). The 'Items Per Page' is set to 100.

NAME	CITY	OFFER DELIVERY	OFFER PICK-UP	STATUS	LINK
Bäckerei Kroemer	Düsseldorf	Enabled	Enabled	Enabled	<a href="https://kroemer.order.acc.app.hd.digita/menu">https://kroemer.order.acc.app.hd.digita/menu</a>

# DISH Order – Hogyan integráljuk a PayPal-t fizetési módként



Ezután kattintson a **Kifizetések** elemre .

The screenshot shows the 'Location Edit' interface in the DISH Order system. The 'Payments' tab is highlighted with an orange box. The form contains the following fields and sections:

- Location Edit** (Header)
- Save** and **Save & Close** buttons
- Location**, **Order Settings**, **Opening Hours**, **Payments** (highlighted), **Delivery**, and **orderdirect** tabs
- Name of the Restaurant** (Text input)
- Email** (Text input)
- Telephone** (Text input)
- Logo** (Image selection field)
- Header image** (Image selection field)
- Webshop Status** (Toggle switch, currently **Enabled**)
- Address 1** (Text input)
- Address 2** (Text input)
- City** (Text input)
- State** (Text input)
- Postcode** (Text input)
- Country** (Dropdown menu, currently **Germany**)
- Legal notice information** section
- Restaurant owner name** (Text input)
- Registry court** (Text input)

# DISH Order – Hogyan integráljuk a PayPal-t fizetési módként



Most görgessen le a **PayPal fizetés** részhez, és válassza a **Start Onboarding** lehetőséget.

The screenshot shows the 'Location Edit' interface for a restaurant. The left sidebar contains navigation options: DASHBOARD, RESTAURANT (with sub-items: Locations, KITCHEN, SALES, MARKETING, LOCALISATION, TOOLS), and TOOLS. The main content area is titled 'Location Edit' and has tabs for Location, Order Settings, Opening Hours, Payments, Delivery, and orderdirect. The 'Payments' tab is active, showing 'Location Payment methods' and 'DISH Order payment integrations'.

**Location Payment methods**

Select the payment(s) available at this location.

- Cash payment**  
Accept cash payments in the restaurant or upon delivery  
€ 0,00  
Max order total, Total order value must be less than this to make this payment method active. Leave it empty or zero for unlimited amount.
- Card payment in the restaurant**  
Accept card payments in the restaurant  
€ 0,00  
Max order total, Total order value must be less than this to make this payment method active. Leave it empty or zero for unlimited amount.
- Card payment upon delivery**  
Accept card payments upon delivery
- PayPal Payment**  
Accept PayPal online payments on your webshop

**DISH Order payment integrations**

DISH Order allows official online payment integrations. Please, start the onboarding processes and select all the payment methods you want to offer.

- Online payments offered via stripe**  
**Start Onboarding**  
 **Online Payment**  
HD pay Accept credit card payments using Stripe  
€  
Min order total, Total order value must reach before this payment method becomes active. Leave it empty or zero for unlimited amount.
- PayPal payment**  
**Start Onboarding**  
 **Paypal**  
Paypal Online Payment using HD Pay  
€  
Min order total, Total order value must reach before this payment method becomes active. Leave it empty or zero for unlimited amount.

A question mark icon is visible in the bottom right corner of the interface.

# DISH Order – Hogyan integráljuk a PayPal-t fizetési módként



Megjelenik egy felugró ablak, amely átirányít a HD Pay Onboarding folyamatra. A folytatáshoz válassza az **OK** lehetőséget.

The screenshot displays the 'Location Edit' interface for a restaurant. A modal dialog at the top center contains the text 'You will be redirected to HD Pay Onboarding process' and two buttons: 'Abbrechen' and 'Ok'. The 'Ok' button is highlighted with an orange border. The main content area is divided into two sections: 'Location Payment methods' and 'DISH Order payment integrations'. The 'Location Payment methods' section includes four options: 'Cash payment' (checked), 'Card payment in the restaurant' (checked), 'Card payment upon delivery' (unchecked), and 'PayPal Payment' (unchecked). Each option has a corresponding input field for a minimum order value, currently set to '€ 0,00'. The 'DISH Order payment integrations' section includes two options: 'Online payments offered via stripe' (with a 'Start Onboarding' button) and 'PayPal payment' (with a 'Start Onboarding' button). Each option has a corresponding input field for a minimum order value, currently set to '€'. A sidebar on the left contains navigation links for 'DASHBOARD', 'RESTAURANT', 'Locations', 'KITCHEN', 'SALES', 'MARKETING', 'LOCALISATION', and 'TOOLS'. A question mark icon is visible in the bottom right corner of the interface.



Adja meg e-mail címét és országát .



Connect a PayPal account to start accepting payments on Test Store

It's free to connect, whether you have an existing PayPal account, or want to create a new account.

Email

Country or region  
United States

Next



A folytatáshoz kattintson a **Tovább** gombra .



Connect a PayPal account to start accepting payments on Test Store

It's free to connect, whether you have an existing PayPal account, or want to create a new account.

Email  
janedoe@test.com

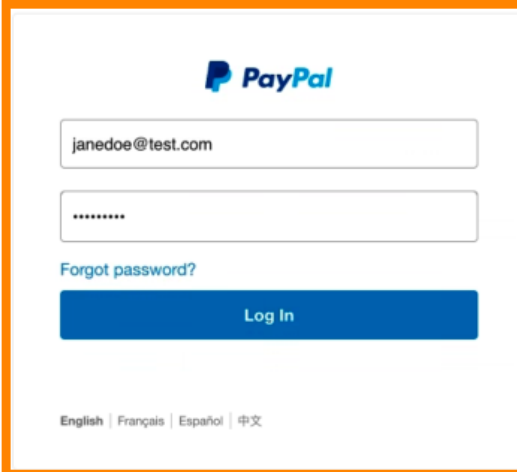
Country or region  
United States

Next



# DISH Order – Hogyan integráljuk a PayPal-t fizetési módként

 Most adja meg **bejelentkezési** adatait, és kattintson a **Bejelentkezés** gombra .



The image shows a screenshot of the PayPal login interface. At the top center is the PayPal logo. Below it are two input fields: the first contains the email address 'janedoe@test.com' and the second contains a masked password '\*\*\*\*\*'. Below the password field is a link that says 'Forgot password?'. Underneath that is a blue button with the text 'Log In'. At the bottom of the form area, there are language options: 'English | Français | Español | 中文'.



PayPal-fiókja mostantól integrálva van az üzlettel. Kattintson **a gombra** a folytatáshoz.



Please confirm your email to activate your account.

To do this, follow the instructions we sent to



Thanks for signing up!

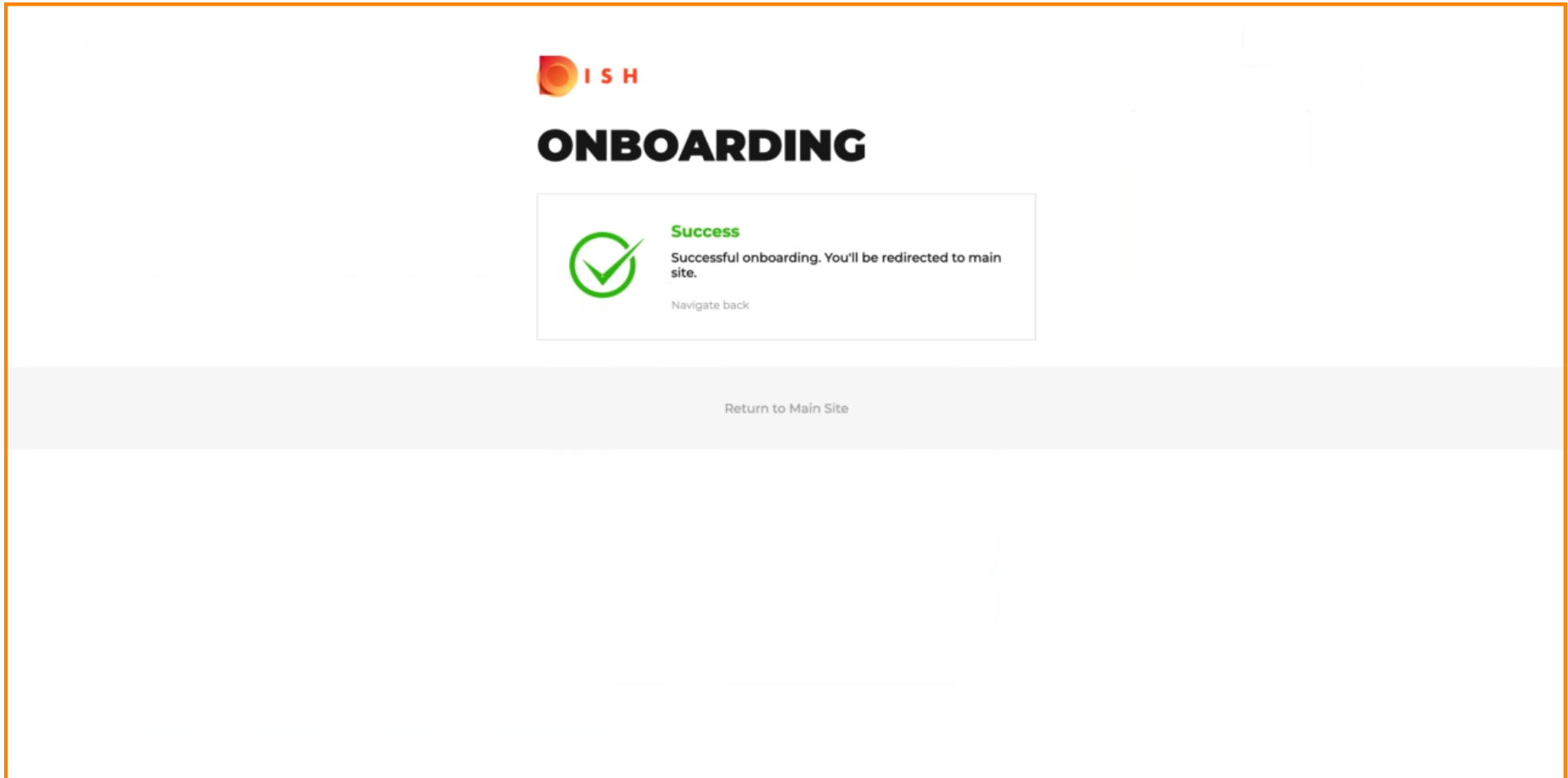


You now have an account, and you've successfully integrated PayPal with Test Store. Don't forget to confirm your email so you can access payments.

[Go back to Test Store](#)

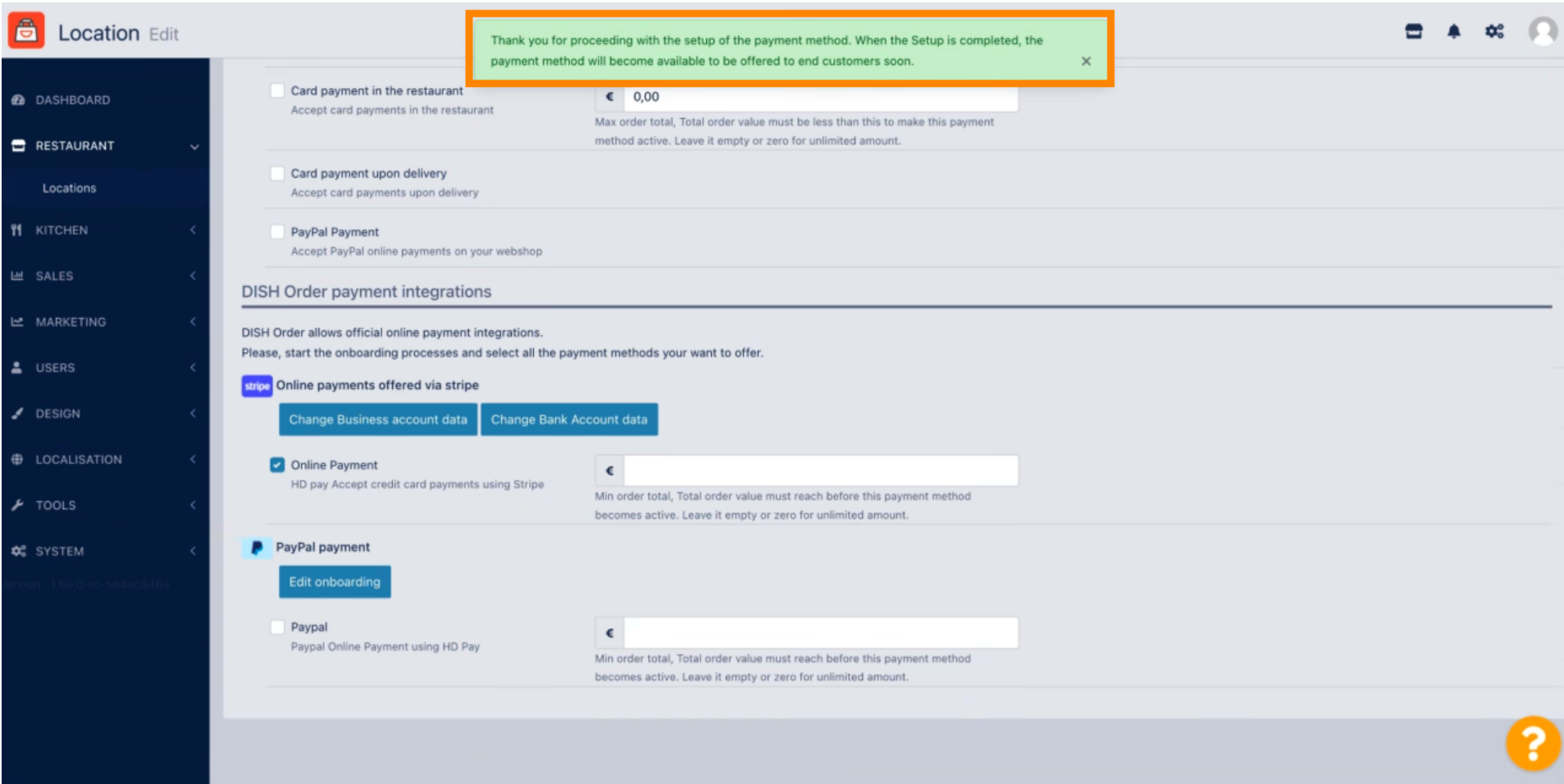


A felvételi folyamat sikeres volt. A rendszer automatikusan átirányítja a fő webhelyre.



# DISH Order – Hogyan integráljuk a PayPal-t fizetési módként

 Sikeresen beléptél a PayPal szolgáltatásba a HD Pay használatával.



**Location Edit**

Thank you for proceeding with the setup of the payment method. When the Setup is completed, the payment method will become available to be offered to end customers soon.

- Card payment in the restaurant**  
Accept card payments in the restaurant  
€ 0,00  
Max order total, Total order value must be less than this to make this payment method active. Leave it empty or zero for unlimited amount.
- Card payment upon delivery**  
Accept card payments upon delivery
- PayPal Payment**  
Accept PayPal online payments on your webshop

### DISH Order payment integrations

DISH Order allows official online payment integrations.  
Please, start the onboarding processes and select all the payment methods you want to offer.

**stripe** Online payments offered via stripe

[Change Business account data](#) [Change Bank Account data](#)

- Online Payment**  
HD pay Accept credit card payments using Stripe  
Min order total, Total order value must reach before this payment method becomes active. Leave it empty or zero for unlimited amount.

**PayPal payment**

[Edit onboarding](#)

- Paypal**  
Paypal Online Payment using HD Pay  
Min order total, Total order value must reach before this payment method becomes active. Leave it empty or zero for unlimited amount.

# DISH Order – Hogyan integráljuk a PayPal-t fizetési módként



Most görgessen le a PayPal fizetéshez, és kattintson a **jelölőnégyzetre** a fizetési mód engedélyezéséhez.

The screenshot displays the 'Location Edit' page in the DISH Order system. The left sidebar contains navigation options: DASHBOARD, RESTAURANT (with a dropdown arrow), Locations, KITCHEN, SALES, MARKETING, USERS, DESIGN, LOCALISATION, TOOLS, and SYSTEM. The main content area is titled 'Location Edit' and features a top navigation bar with icons for home, notifications, settings, and user profile. The settings are organized into sections:

- Accept card payments in the restaurant:** Includes a text input field and a note: 'Max order total, Total order value must be less than this to make this payment method active. Leave it empty or zero for unlimited amount.'
- Card payment upon delivery:** An unchecked checkbox with the label 'Accept card payments upon delivery'.
- PayPal Payment:** An unchecked checkbox with the label 'Accept PayPal online payments on your webshop'.
- DISH Order payment integrations:** A section header followed by a note: 'DISH Order allows official online payment integrations. Please, start the onboarding processes and select all the payment methods you want to offer.'
- stripe Online payments offered via stripe:** Includes two buttons: 'Change Business account data' and 'Change Bank Account data'.
- Online Payment:** A checked checkbox with the label 'HD pay Accept credit card payments using Stripe'. It includes a currency input field (€) and a note: 'Min order total, Total order value must reach before this payment method becomes active. Leave it empty or zero for unlimited amount.'
- PayPal payment:** Includes an 'Edit onboarding' button.
- paypal:** A checked checkbox with the label 'Paypal Online Payment using HD Pay'. It includes a currency input field (€) and a note: 'Min order total, Total order value must reach before this payment method becomes active. Leave it empty or zero for unlimited amount.'

The 'paypal' checkbox is highlighted with an orange square, corresponding to the instruction in the text above. At the bottom right, there are links for 'Privacy Settings | FAQ | New Features' and a help icon (a question mark inside a circle).

# DISH Order – Hogyan integráljuk a PayPal-t fizetési módként

Ezután kattintson a **Mentés** gombra a módosítások alkalmazásához.

The screenshot displays the 'Location Edit' interface in the DISH Order system. The 'Payments' tab is active, showing the 'Location Payment methods' section. The 'Save' button is highlighted with an orange box. The 'Location Payment methods' section includes the following options:

- Cash payment**  
Accept cash payments in the restaurant or upon delivery  
€ 0,00  
Max order total, Total order value must be less than this to make this payment method active. Leave it empty or zero for unlimited amount.
- Card payment in the restaurant**  
Accept card payments in the restaurant  
€ 0,00  
Max order total, Total order value must be less than this to make this payment method active. Leave it empty or zero for unlimited amount.
- Card payment upon delivery**  
Accept card payments upon delivery
- PayPal Payment**  
Accept PayPal online payments on your webshop

The 'DISH Order payment integrations' section includes the following information:

DISH Order allows official online payment integrations.  
Please, start the onboarding processes and select all the payment methods you want to offer.

**stripe** Online payments offered via stripe

[Change Business account data](#) [Change Bank Account data](#)

# DISH Order – Hogyan integráljuk a PayPal-t fizetési módként



Megjelenik egy zöld felugró ablak. A PayPal módszer integrálása sikeres volt.

**Location Edit**

Location updated successfully

Save Save & Close

Location Order Settings Opening Hours **Payments** Delivery orderdirect

### Location Payment methods

Select the payment(s) available at this location.

- Cash payment**  
Accept cash payments in the restaurant or upon delivery  
€ 0,00  
Max order total, Total order value must be less than this to make this payment method active. Leave it empty or zero for unlimited amount.
- Card payment in the restaurant**  
Accept card payments in the restaurant  
€ 0,00  
Max order total, Total order value must be less than this to make this payment method active. Leave it empty or zero for unlimited amount.
- Card payment upon delivery**  
Accept card payments upon delivery
- PayPal Payment**  
Accept PayPal online payments on your webshop

### DISH Order payment integrations

DISH Order allows official online payment integrations.  
Please, start the onboarding processes and select all the payment methods you want to offer.

Online payments offered via stripe

Change Business account data Change Bank Account data

Warten auf lighthouse helpdocs.io

?

# DISH Order – Hogyan integráljuk a PayPal-t fizetési módként



Scan to go to the interactive player