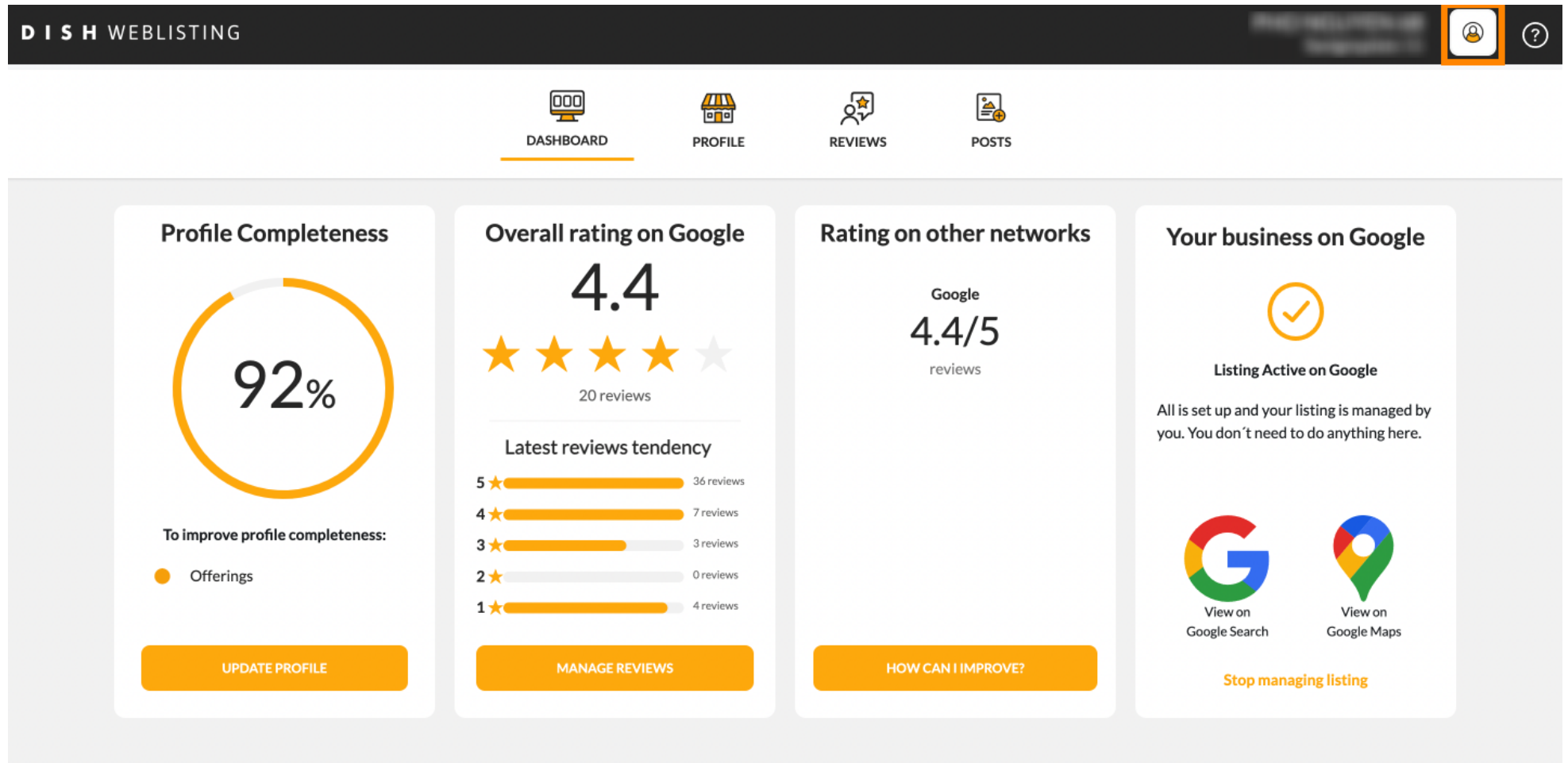


The first step is to log in to your **DISH Weblisting account**. Then click on the **profile icon**.



**DISH WEBLISTING**

Profile icon (highlighted) | ?

**DASHBOARD** | PROFILE | REVIEWS | POSTS

### Profile Completeness

92%

To improve profile completeness:

- Offerings

[UPDATE PROFILE](#)

### Overall rating on Google

4.4

20 reviews

#### Latest reviews tendency

Rating	Reviews
5 ★	36 reviews
4 ★	7 reviews
3 ★	3 reviews
2 ★	0 reviews
1 ★	4 reviews

[MANAGE REVIEWS](#)

### Rating on other networks

Google

4.4/5

reviews

[HOW CAN I IMPROVE?](#)

### Your business on Google

Listing Active on Google

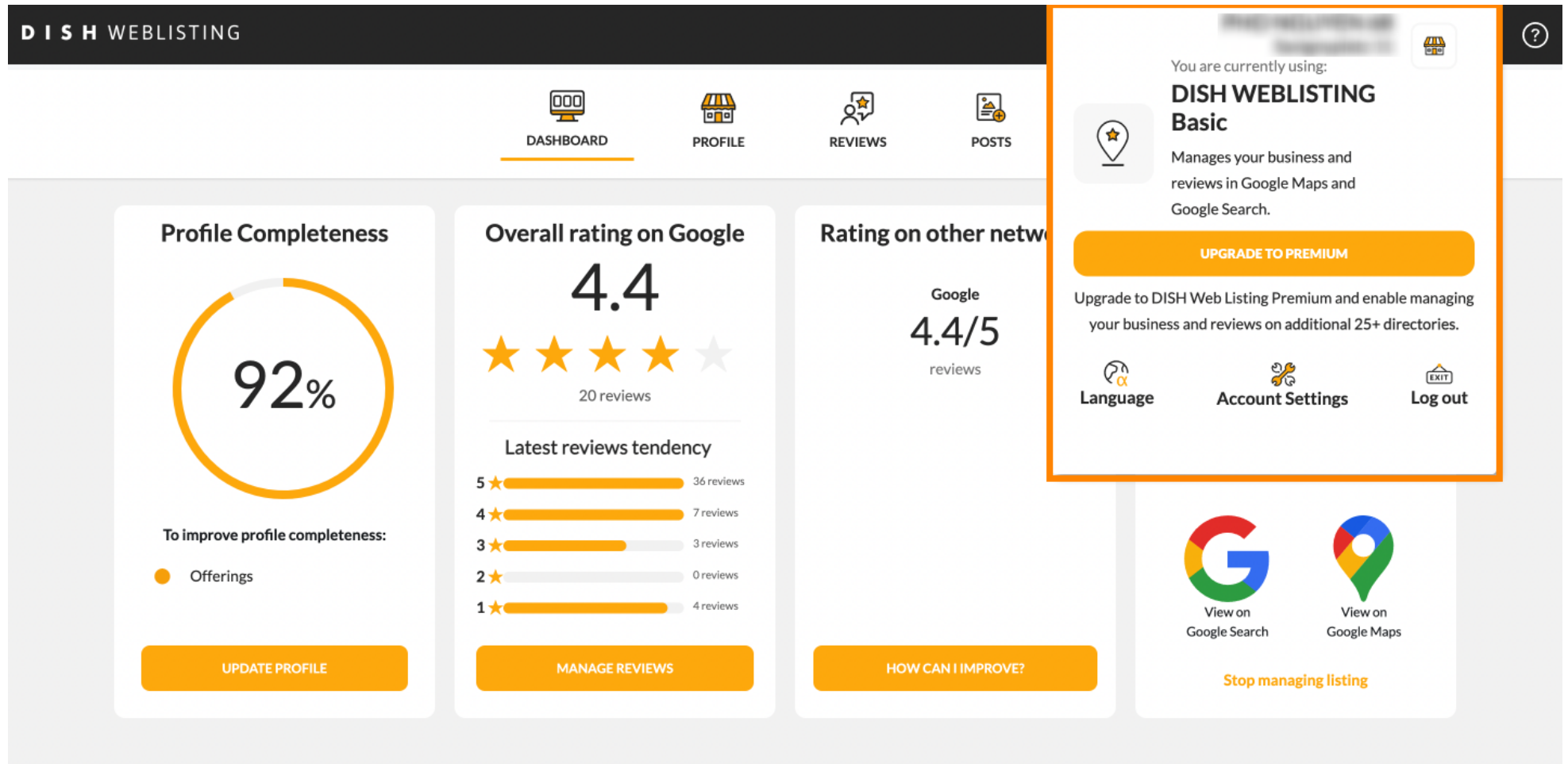
All is set up and your listing is managed by you. You don't need to do anything here.

[View on Google Search](#)

[View on Google Maps](#)

[Stop managing listing](#)

A small window opens up and you have the option to adjust your settings.



The screenshot shows the DISH Weblisting Basic dashboard. The top navigation bar includes links to DASHBOARD, PROFILE, REVIEWS, and POSTS. The main content area displays three key metrics: Profile Completeness (92%), Overall rating on Google (4.4/5), and Rating on other networks (4.4/5). A settings overlay is visible on the right side, showing the current plan (DISH WEBLISTING Basic) and options to upgrade to Premium, change language, account settings, or log out. The overlay also includes a 'Stop managing listing' button.

**Profile Completeness**

92%

To improve profile completeness:

- Offerings

**Overall rating on Google**

4.4

20 reviews

**Latest reviews tendency**

Rating	Reviews
5 stars	36 reviews
4 stars	7 reviews
3 stars	3 reviews
2 stars	0 reviews
1 star	4 reviews

**Rating on other networks**

Google 4.4/5 reviews

**Settings Overlay:**

You are currently using: **DISH WEBLISTING Basic**

Manages your business and reviews in Google Maps and Google Search.

**UPGRADE TO PREMIUM**

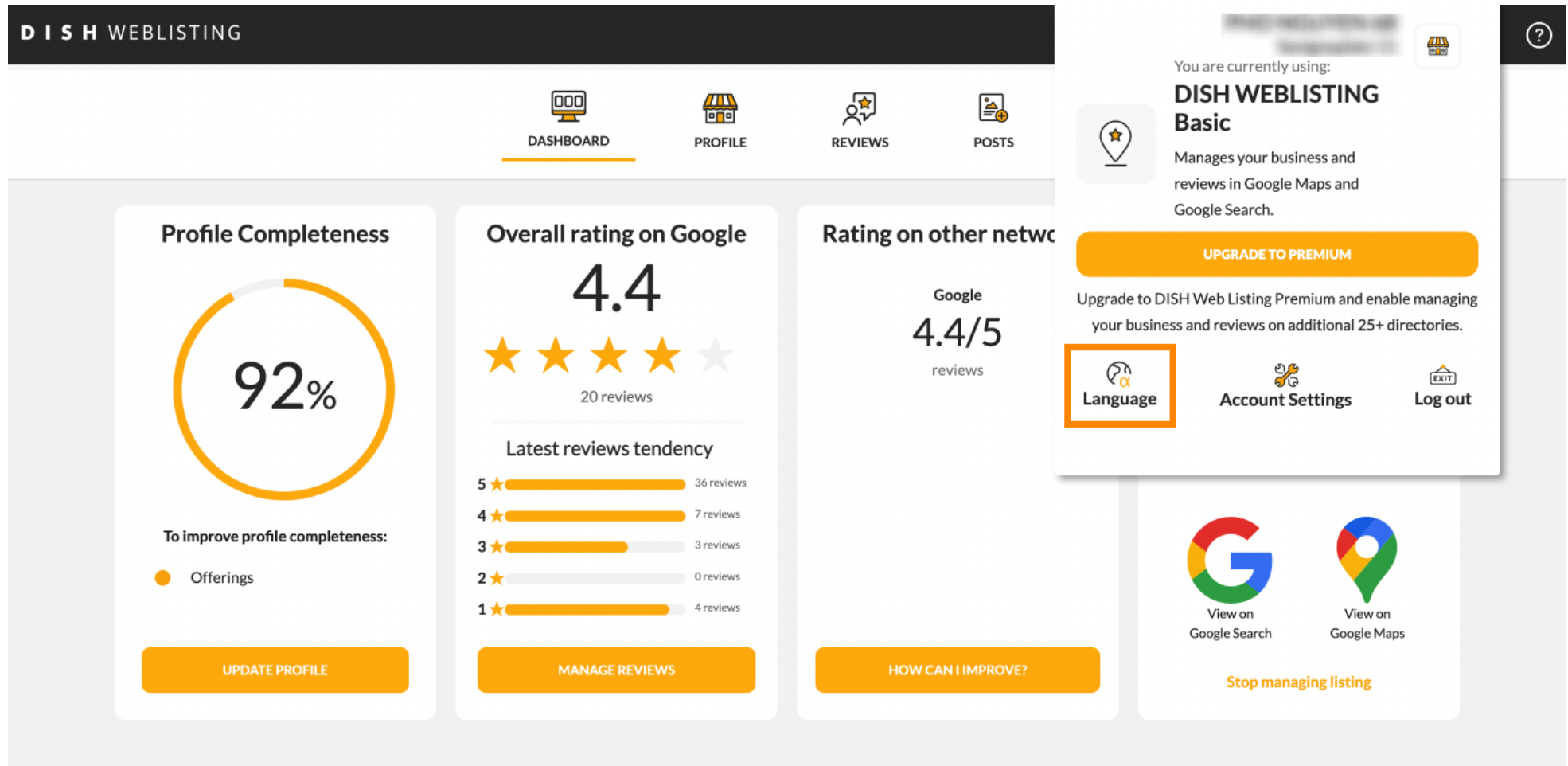
Upgrade to DISH Web Listing Premium and enable managing your business and reviews on additional 25+ directories.

**Language** **Account Settings** **Log out**

**View on Google Search** **View on Google Maps**

**Stop managing listing**

Click on **language** to change the language in which DISH Weblisting should be displayed.



The screenshot displays the DISH Weblisting Basic dashboard. At the top, a navigation bar includes icons for Dashboard, Profile, Reviews, and Posts. The main content area is divided into three columns: Profile Completeness (92%), Overall rating on Google (4.4/5), and Rating on other networks (4.4/5). A sidebar on the right contains a user profile, a 'DISH WEBLISTING Basic' section with an 'Upgrade to Premium' button, and a 'Language' button highlighted with an orange border. Below the 'Language' button are 'Account Settings' and 'Log out' options. At the bottom, there are links to 'View on Google Search' and 'View on Google Maps', and a 'Stop managing listing' button.

**Profile Completeness**

92%

To improve profile completeness:

- Offerings

**Overall rating on Google**

4.4

20 reviews

**Latest reviews tendency**

Rating	Number of Reviews
5 stars	36 reviews
4 stars	7 reviews
3 stars	3 reviews
2 stars	0 reviews
1 star	4 reviews

**Rating on other networks**

Google 4.4/5 reviews

**Upgrade to Premium**

Upgrade to DISH Web Listing Premium and enable managing your business and reviews on additional 25+ directories.

**Language** (highlighted)

**Account Settings**

**Log out**

**View on Google Search**

**View on Google Maps**

**Stop managing listing**

Now choose the **preferred language** by clicking on it.

DISH WEBLISTING

DASHBOARD
PROFILE
REVIEWS
POSTS

### Profile Completeness

92%

To improve profile completeness:

- Offerings

UPDATE PROFILE

### Overall rating on Google

4.4

20 reviews

#### Latest reviews tendency


5 ★	36 reviews
4 ★	7 reviews
3 ★	3 reviews
2 ★	0 reviews
1 ★	4 reviews


MANAGE REVIEWS

### Rating on other networks

Google
4.4/5
reviews

HOW CAN I IMPROVE?


View on Google Search


View on Google Maps

Stop managing listing

Choose your preferred language:

Český

Deutsch

English

Español

Français

Hrvatski

Italiano

Magyar

Nederlands

Polski

Português

Русский

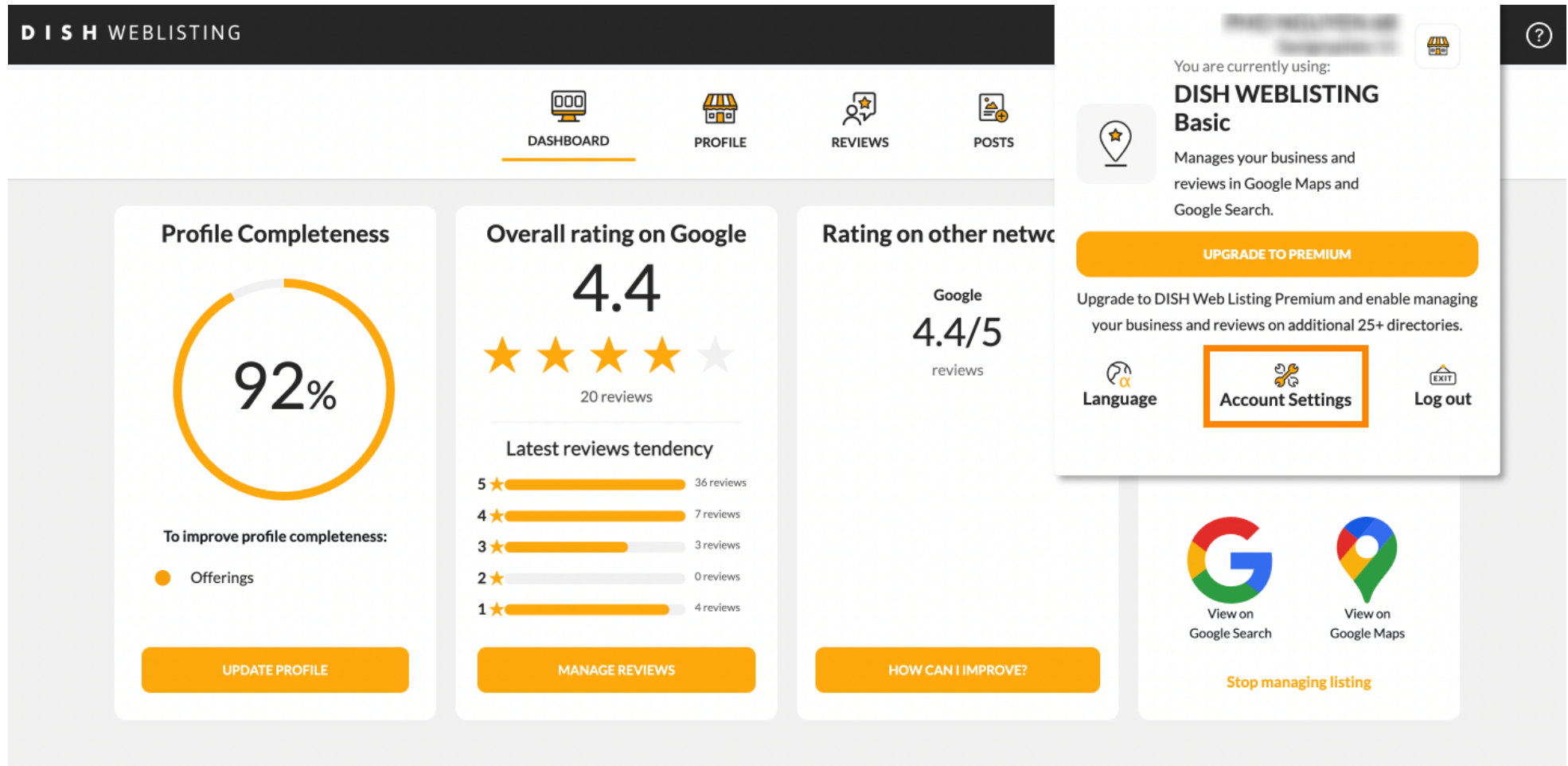
Română

Slovenský

Türkçe

Українська мова

Back in the overview of the settings click on **account settings** to adjust details about your account.



**DISH WEBLISTING**

Navigation: **DASHBOARD** | **PROFILE** | **REVIEWS** | **POSTS**

### Profile Completeness

92%

To improve profile completeness:

- Offerings

**UPDATE PROFILE**

### Overall rating on Google

4.4

20 reviews

#### Latest reviews tendency

Rating	Reviews
5 ★	36 reviews
4 ★	7 reviews
3 ★	3 reviews
2 ★	0 reviews
1 ★	4 reviews

**MANAGE REVIEWS**

### Rating on other network

Google

4.4/5

reviews

**HOW CAN I IMPROVE?**

You are currently using:

### DISH WEBLISTING Basic

Manages your business and reviews in Google Maps and Google Search.

**UPGRADE TO PREMIUM**

Upgrade to DISH Web Listing Premium and enable managing your business and reviews on additional 25+ directories.


Language | **Account Settings** | Log out


View on Google Search | View on Google Maps


**Stop managing listing**


Here you can adjust information such as the **user profile**.


DISH WEBLISTING

DASHBOARD

PROFILE

REVIEWS

POSTS


 **User Profile**

First Name

Last Name

Business e-mail address

Edit profile at Dish

 **Change Password**


To change the password of your DISH account, please click the following Link. You will be redirected to the DISH account settings.


Change Password





Here you can change your password.


**D I S H** WEBLISTING


 DASHBOARD


 PROFILE

 REVIEWS

 POSTS

 **Change Password**  
To change the password of your DISH account, please click the following Link. You will be redirected to the DISH account settings.  
[Change Password](#)


 **Export personal Data**  
You have the right to receive your personal data in a structured, commonly used and machine-readable format in order to transmit it to another controller  
[Export data](#)


 **Delete Account**  
By clicking delete account and confirming your choice we will delete your WEBLISTING account and the data you provided us about your business from our data base. Please note: This will not delete the listing on Google. The listing will simply remain in the same state as it is right now. In case you want to delete your Google listing you have to declare it "permanently closed" in Google.





Or export personal data by clicking on **Export data**.


**D I S H** WEBLISTING

  
DASHBOARD

  
PROFILE


  
REVIEWS

  
POSTS

**Export personal Data**


You have the right to receive your personal data in a structured, commonly used and machine-readable format in order to transmit it to another controller

Export data

**Delete Account**

By clicking delete account and confirming your choice we will delete your WEBLISTING account and the data you provided us about your business from our data base. Please note: This will not delete the listing on Google. The listing will simply remain in the same state as it is right now. In case you want to delete your Google listing you have to declare it "permanently closed" in Google.

[Delete account](#)

**Google Admin Management**

Would you like to invite another user or your own account to manage the business listing of your location in Google My Business? Just enter the e-mail address of the user you would like to invite to become manager of your listing and click the send button


© 2020 - 2022 Hospitality Digital GmbH


8 of 14





It is also possible to delete your account by clicking **Delete account**.


DISH WEBLISTING

DASHBOARD

PROFILE


REVIEWS

POSTS

Delete Account

By clicking delete account and confirming your choice we will delete your WEBLISTING account and the data you provided us about your business from our data base. Please note: This will not delete the listing on Google. The listing will simply remain in the same state as it is right now. In case you want to delete your Google listing you have to declare it "permanently closed" in Google.

[Delete account](#)

Google Admin Management

Would you like to invite another user or your own account to manage the business listing of your location in Google My Business? Just enter the e-mail address of the user you would like to invite to become manager of your listing and click the send button.


*Business e-mail address*


Send





At Google Admin Management you can invite another user to manage the business listing of your location by enter the **email address**.


DISH WEBLISTING

DASHBOARD

PROFILE


REVIEWS

POSTS

Delete Account

By clicking delete account and confirming your choice we will delete your WEBLISTING account and the data you provided us about your business from our data base. Please note: This will not delete the listing on Google. The listing will simply remain in the same state as it is right now. In case you want to delete your Google listing you have to declare it "permanently closed" in Google.

[Delete account](#)

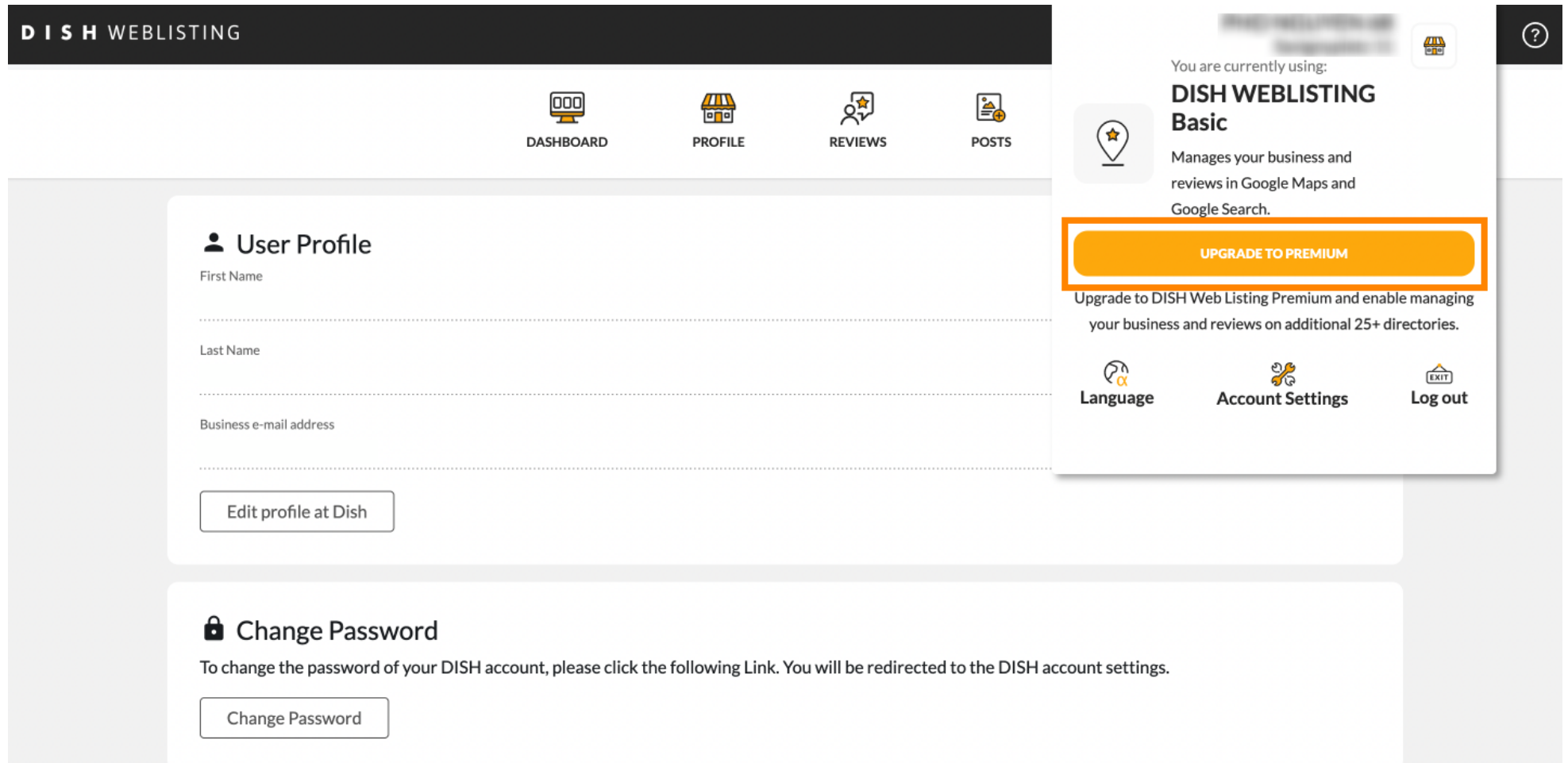
Google Admin Management

Would you like to invite another user or your own account to manage the business listing of your location in Google My Business? Just enter the e-mail address of the user you would like to invite to become manager of your listing and click the send button.

*Business e-mail address*

Send

Click **UPGRADE TO PREMIUM** to activate DISH Weblisting Premium.



The screenshot shows the DISH Weblisting Basic settings page. The top navigation bar includes 'DISH WEBLISTING' and four icons: 'DASHBOARD', 'PROFILE', 'REVIEWS', and 'POSTS'. The main content area is divided into two sections: 'User Profile' and 'Change Password'. The 'User Profile' section has input fields for 'First Name', 'Last Name', and 'Business e-mail address', followed by an 'Edit profile at Dish' button. The 'Change Password' section has a 'Change Password' button. A right-side overlay panel displays the user's current status as 'DISH WEBLISTING Basic' and provides a description of the basic plan. A prominent orange 'UPGRADE TO PREMIUM' button is highlighted. Below this, there are links for 'Language', 'Account Settings', and 'Log out'.

**DISH WEBLISTING**

DASHBOARD PROFILE REVIEWS POSTS

### User Profile

First Name

Last Name

Business e-mail address

Edit profile at Dish

### Change Password

To change the password of your DISH account, please click the following Link. You will be redirected to the DISH account settings.

Change Password

You are currently using:  
**DISH WEBLISTING Basic**  
Manages your business and reviews in Google Maps and Google Search.

**UPGRADE TO PREMIUM**

Upgrade to DISH Web Listing Premium and enable managing your business and reviews on additional 25+ directories.


Language Account Settings Log out



Accept by clicking **UPGRADE NOW!** **Note: You then will be directed to the purchasing process.**

DISH WEBLISTING

DISH WEBLISTING  
Premium



Your business on all relevant networks

**25,13€**

net per month

**UPGRADE NOW!**

Take advantage of the best tools for your business by upgrading to our premium service!

Publish and manage your contact details and opening hours in all relevant networks such as Apple Maps, Tripadvisor and Bing with WEBLISTING Premium

Oversee, reply and manage reviews appearing on all relevant networks from the same one simple interface.

Pay-as-you-go membership, you can cancel at any time.

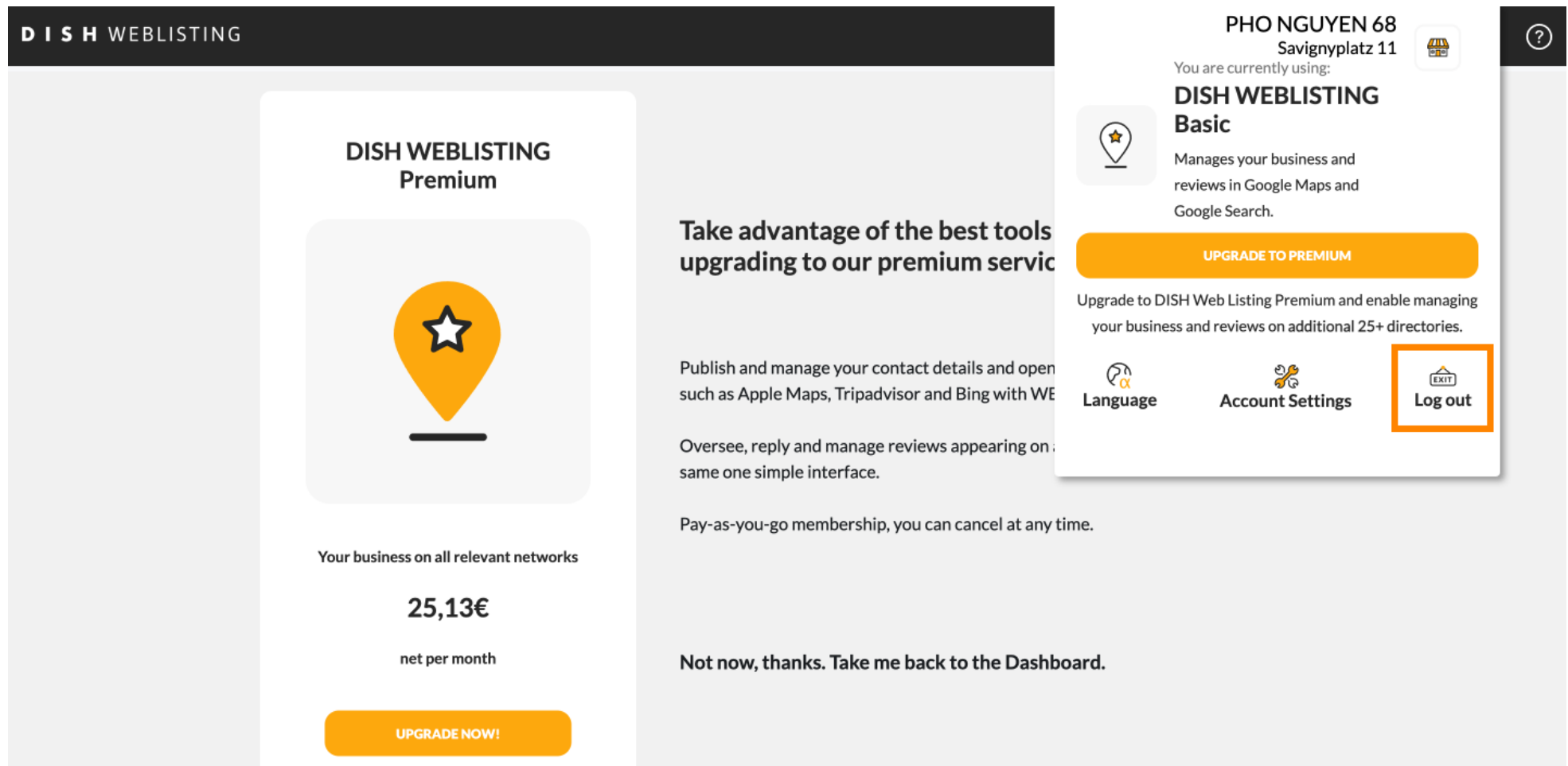
**Not now, thanks. Take me back to the Dashboard.**

© 2020 - 2022 Hospitality Digital GmbH

12 of 14



When you are done with your session in DISH Weblisting Basic click on **log out** to exit the tool.



The screenshot displays the DISH Weblisting Basic interface. On the left, a large card promotes the 'DISH WEBLISTING Premium' service, featuring a star icon inside a location pin. The text states: 'Your business on all relevant networks', '25,13€ net per month', and includes an 'UPGRADE NOW!' button. To the right, a sidebar shows the user's profile: 'PHO NGUYEN 68', 'Savignyplatz 11', and a storefront icon. Below the profile, it says 'You are currently using: DISH WEBLISTING Basic' and 'Manages your business and reviews in Google Maps and Google Search.' An 'UPGRADE TO PREMIUM' button is present. At the bottom of the sidebar, three menu items are listed: 'Language' (with a globe icon), 'Account Settings' (with a gear icon), and 'Log out' (with an 'EXIT' icon and a red border). The main content area on the right contains the text: 'Take advantage of the best tools upgrading to our premium service', followed by details about publishing contact details, managing reviews, and a 'Pay-as-you-go membership' option. At the bottom of this section is a link: 'Not now, thanks. Take me back to the Dashboard.'



Scan to go to the interactive player