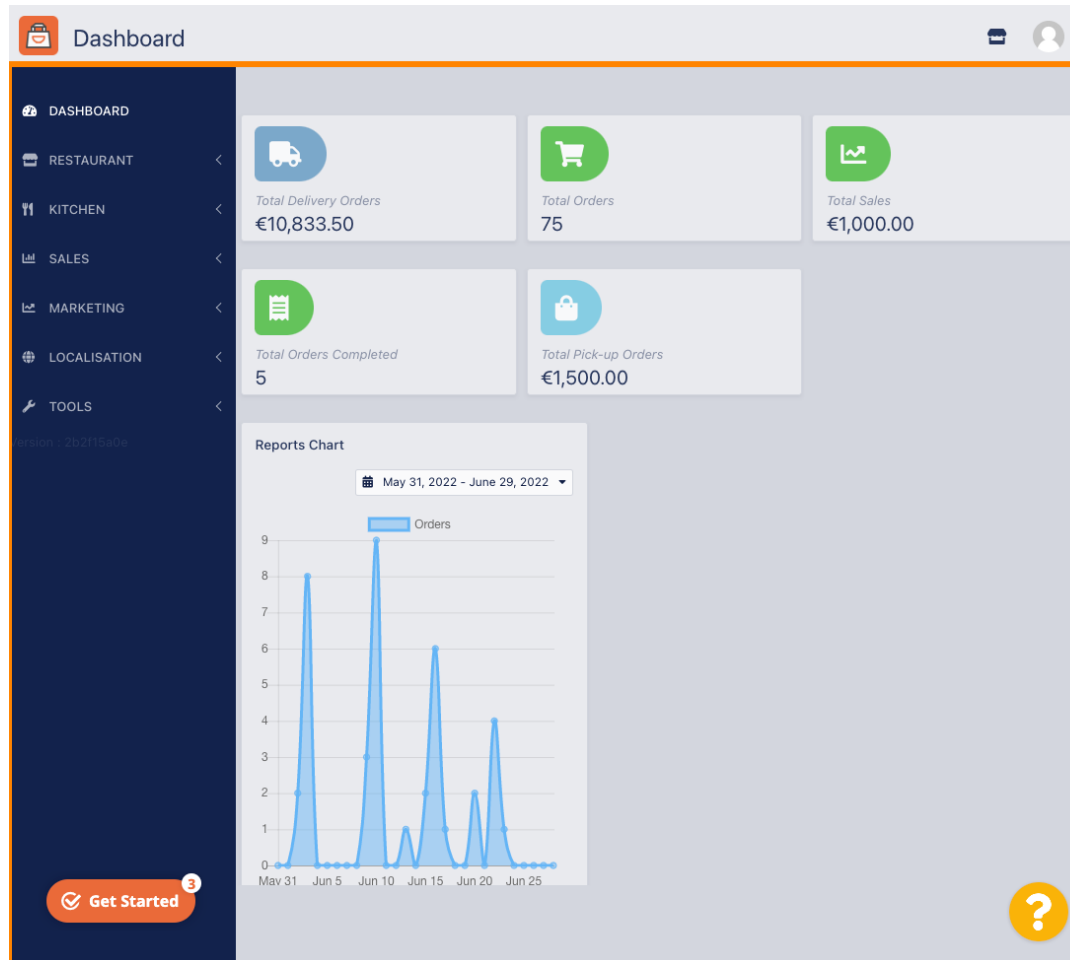
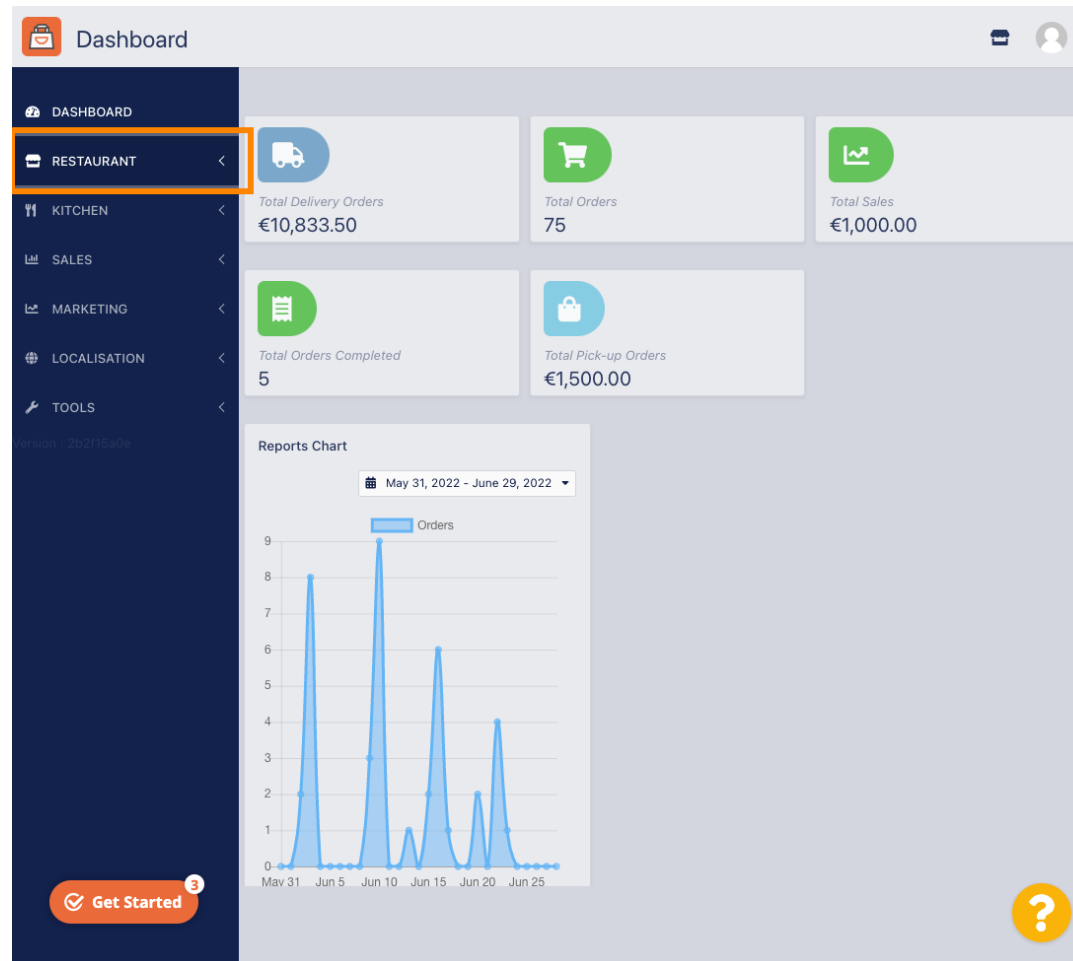


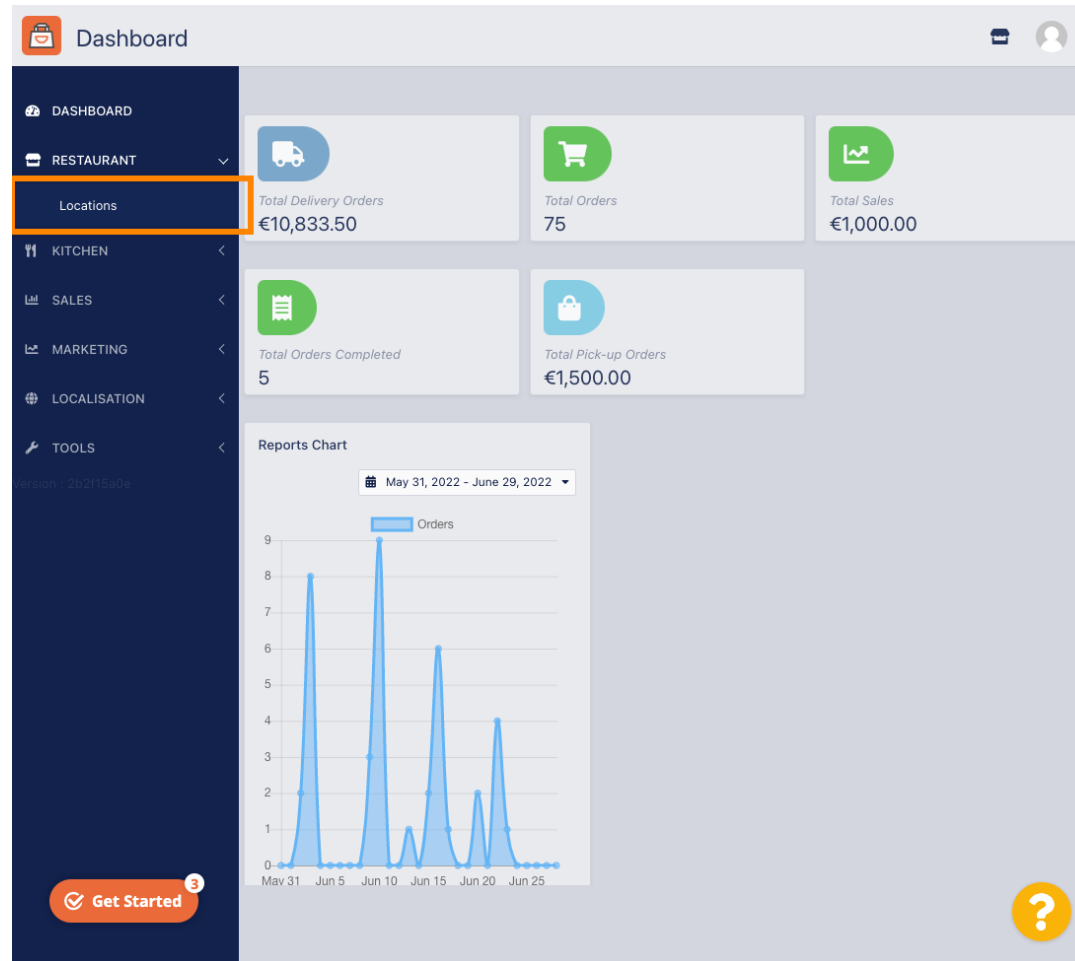
 Az első lépés az, hogy jelentkezzen be DISH Order fiókjába.



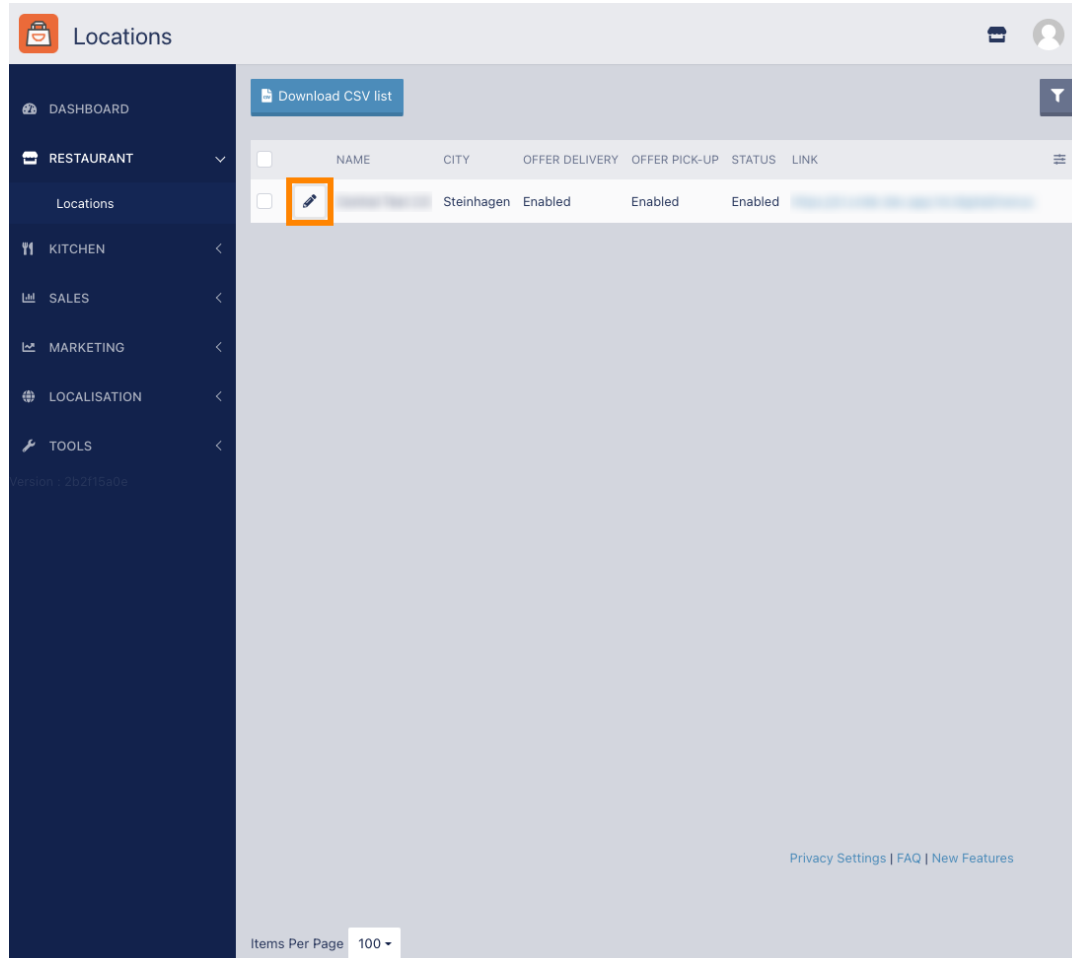
 Kattintson az **ÉTTEREM** gombra .




 Kattintson a **Helyszínek** elemre .



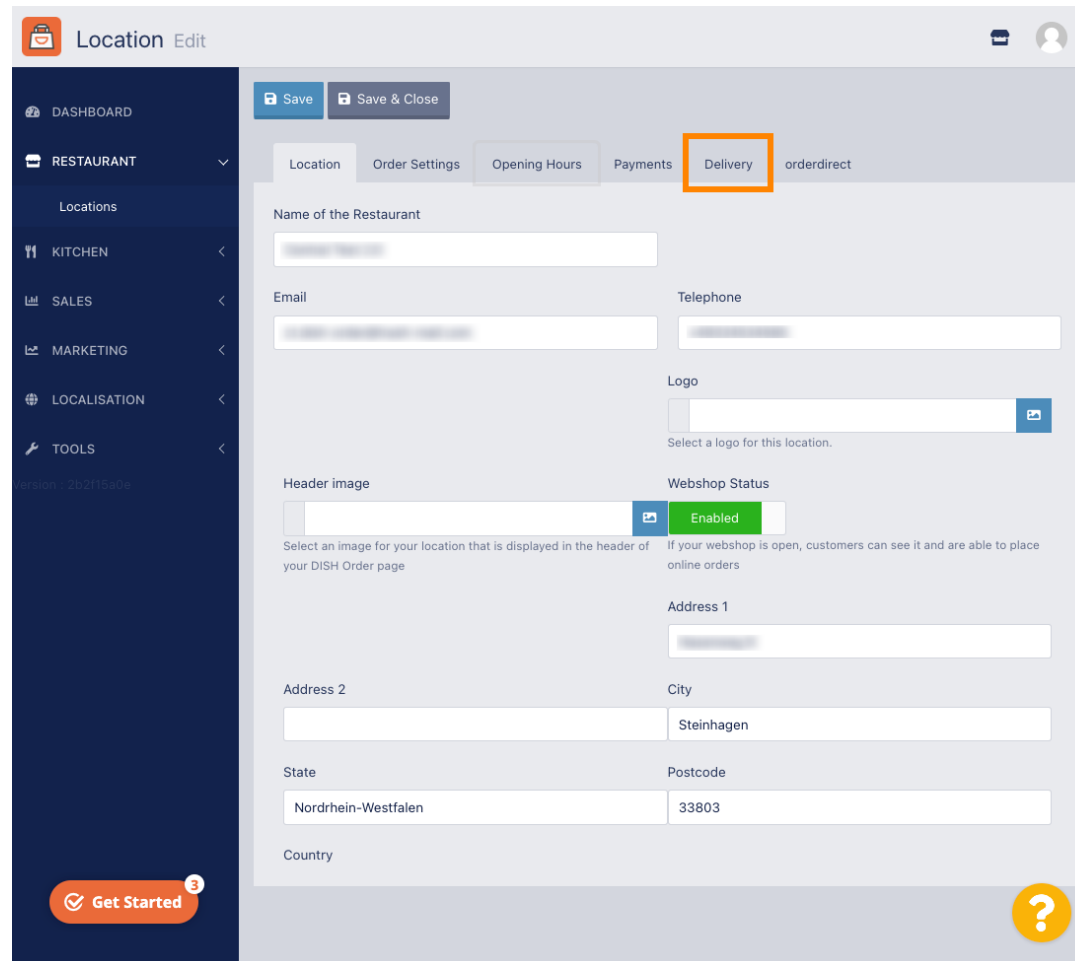
 Kattintson a **szerkesztés** (toll) **ikonra** .



NAME	CITY	OFFER DELIVERY	OFFER PICK-UP	STATUS	LINK
	Steinhagen	Enabled	Enabled	Enabled	<a href="#">[Link]</a>



A szállítási területek szerkesztéséhez vagy beállításához kattintson a **Kézbesítés** gombra .

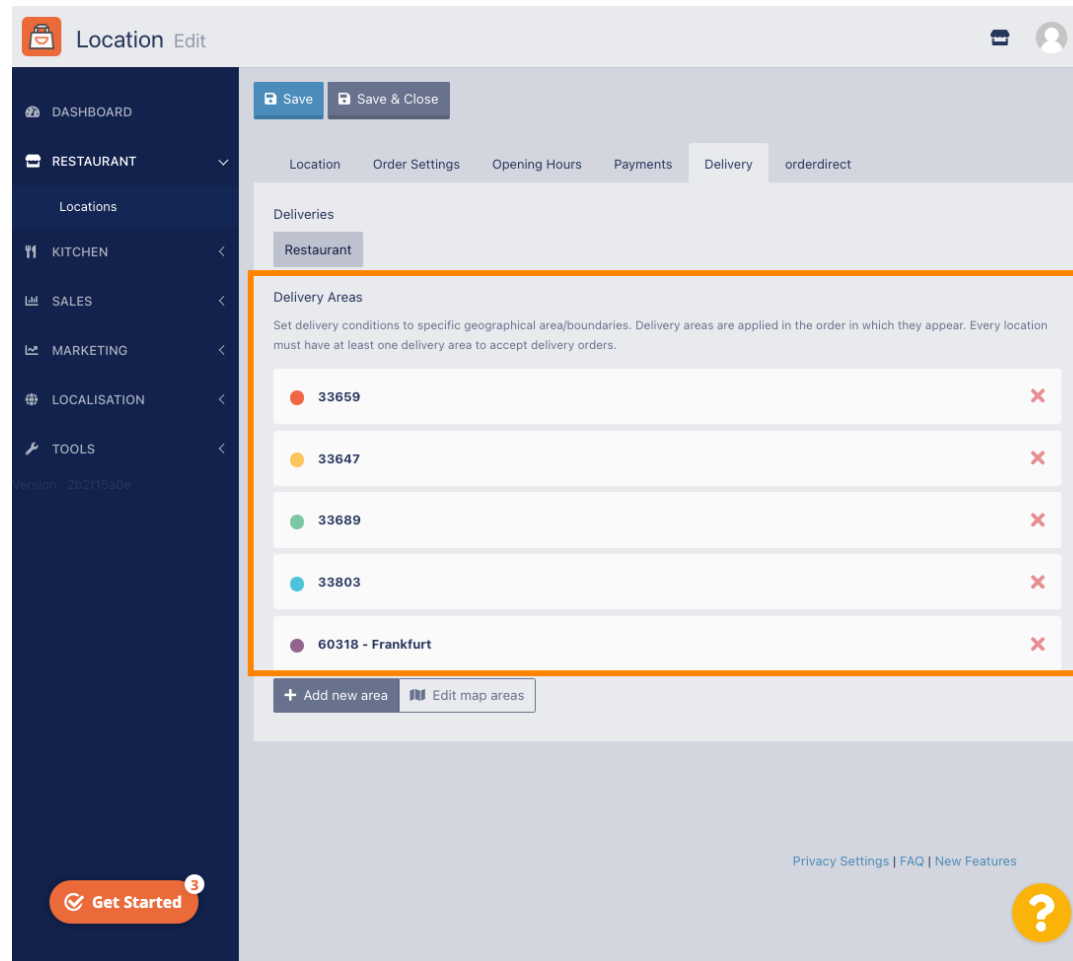


The screenshot shows the 'Location Edit' interface with the following elements:

- Navigation Menu (Left):** DASHBOARD, RESTAURANT (expanded), Locations, KITCHEN, SALES, MARKETING, LOCALISATION, TOOLS.
- Buttons (Top):** Save, Save & Close.
- Tabs (Top):** Location, Order Settings, Opening Hours, Payments, **Delivery** (highlighted in orange), orderdirect.
- Form Fields:**
  - Name of the Restaurant
  - Email
  - Telephone
  - Logo (with a selection icon)
  - Header image (with a selection icon)
  - Webshop Status: Enabled (green button)
  - Address 1
  - Address 2
  - City: Steinhagen
  - State: Nordrhein-Westfalen
  - Postcode: 33803
  - Country
- Footer:** Get Started (with a '3' notification bubble) and a help icon (question mark in a circle).



Az összes szállítási terület megjelenik.

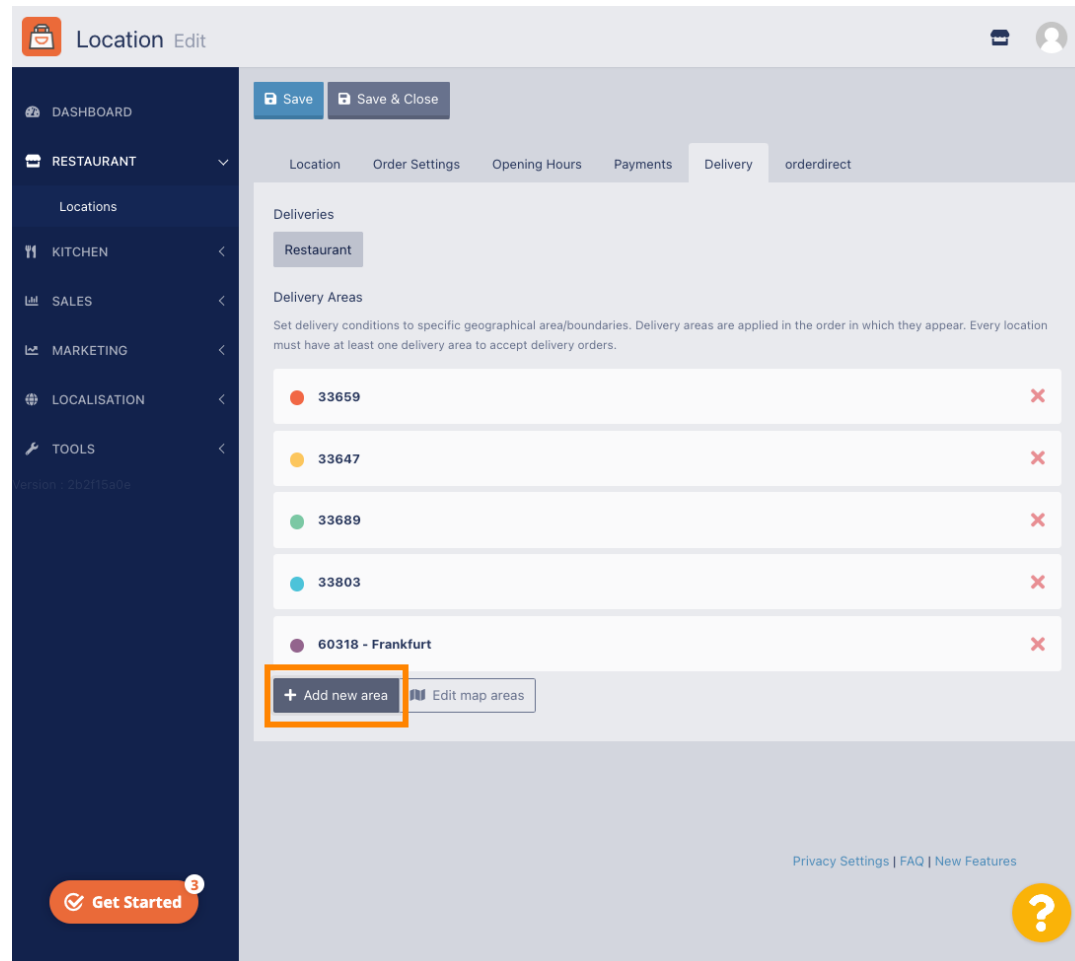


The screenshot shows the 'Location Edit' interface. The left sidebar contains navigation options: DASHBOARD, RESTAURANT (selected), Locations, KITCHEN, SALES, MARKETING, LOCALISATION, and TOOLS. The main content area has tabs for Location, Order Settings, Opening Hours, Payments, Delivery (selected), and orderdirect. Under the 'Delivery' tab, there is a 'Deliveries' section with a 'Restaurant' sub-tab. The 'Delivery Areas' section is highlighted with an orange border and contains a list of five delivery areas, each with a colored dot and a red 'X' delete icon:

- 33659
- 33647
- 33689
- 33803
- 60318 - Frankfurt

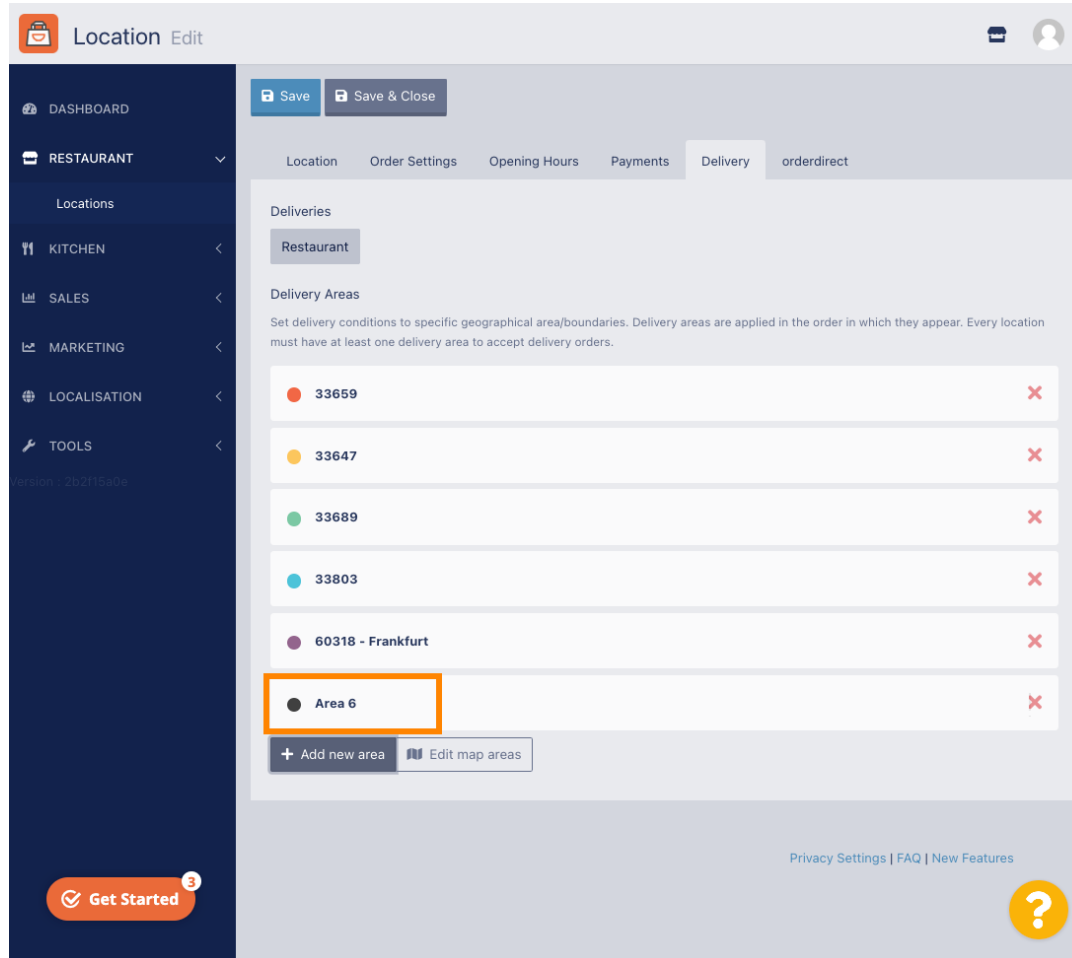
Below the list are buttons for '+ Add new area' and 'Edit map areas'. At the bottom of the interface, there is a 'Get Started' button with a notification badge '3' and a help icon (question mark).

Új szállítási területek hozzáadásához kattintson az **Új terület hozzáadása gombra**.



The screenshot shows the 'Location Edit' interface. The left sidebar contains navigation options: DASHBOARD, RESTAURANT (selected), LOCATIONS, KITCHEN, SALES, MARKETING, LOCALISATION, and TOOLS. The main content area is titled 'Location Edit' and has tabs for Location, Order Settings, Opening Hours, Payments, Delivery (selected), and orderdirect. Under the 'Delivery' tab, there is a 'Deliveries' section with a 'Restaurant' sub-tab. Below this is the 'Delivery Areas' section, which includes a descriptive text: 'Set delivery conditions to specific geographical area/boundaries. Delivery areas are applied in the order in which they appear. Every location must have at least one delivery area to accept delivery orders.' A list of delivery areas is shown, each with a colored dot and a red 'X' delete icon: 33659 (red), 33647 (yellow), 33689 (green), 33803 (blue), and 60318 - Frankfurt (purple). At the bottom of the list, there is a button '+ Add new area' which is highlighted with an orange box, and an 'Edit map areas' button. At the bottom of the page, there is a 'Get Started' button with a notification badge '3' and a help icon (question mark).

 Kattintson a 6. területre. Ez az új szállítási terület.

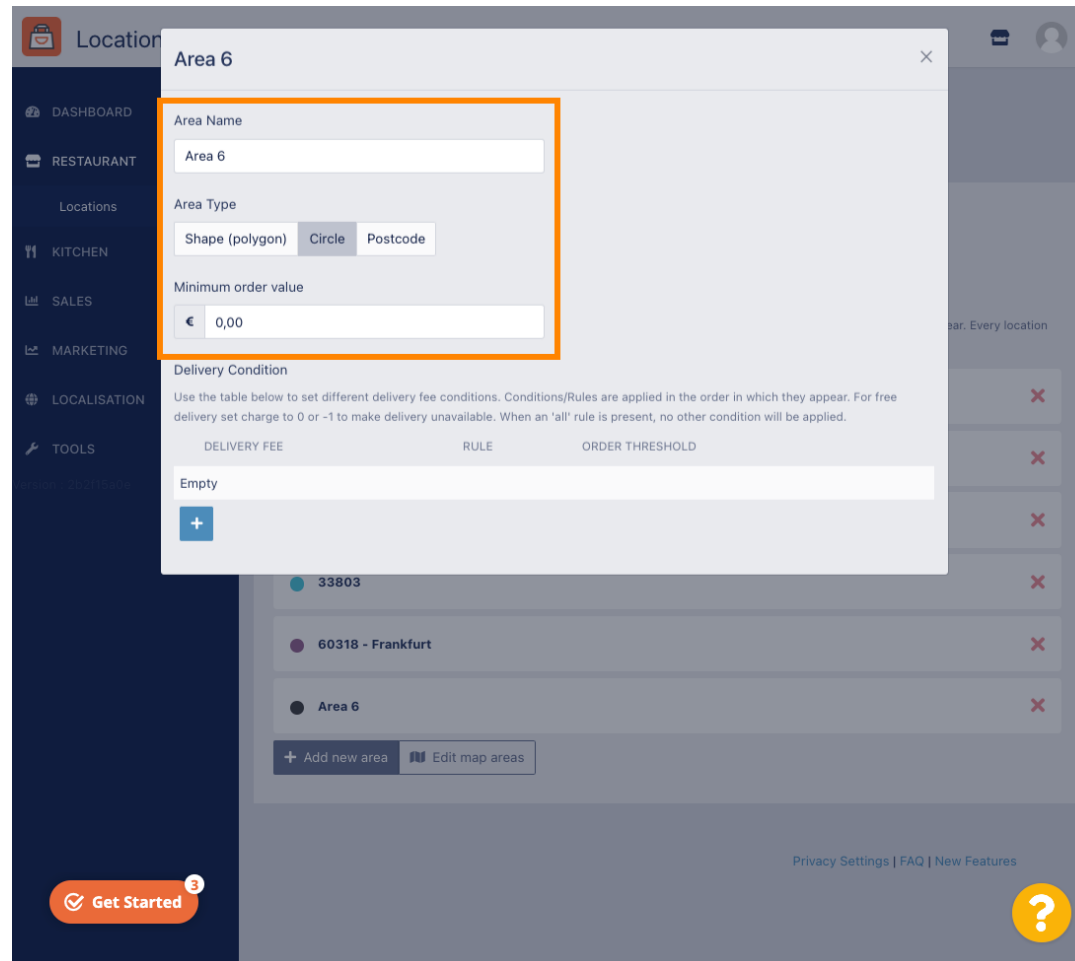


The screenshot shows the 'Location Edit' interface. The left sidebar contains a navigation menu with options: DASHBOARD, RESTAURANT (expanded), Locations, KITCHEN, SALES, MARKETING, LOCALISATION, and TOOLS. The main content area is titled 'Location Edit' and has tabs for Location, Order Settings, Opening Hours, Payments, Delivery (selected), and orderdirect. Under the 'Delivery' tab, there is a 'Deliveries' section with a 'Restaurant' sub-tab. Below this is the 'Delivery Areas' section, which includes a descriptive text: 'Set delivery conditions to specific geographical area/boundaries. Delivery areas are applied in the order in which they appear. Every location must have at least one delivery area to accept delivery orders.' A list of delivery areas is shown, each with a colored dot and a red 'X' icon for deletion. The areas listed are: 33659 (red dot), 33647 (yellow dot), 33689 (green dot), 33803 (cyan dot), 60318 - Frankfurt (purple dot), and Area 6 (black dot). The 'Area 6' entry is highlighted with an orange rectangular box. At the bottom of the list, there are two buttons: '+ Add new area' and 'Edit map areas'. The footer of the interface includes a 'Get Started' button with a notification badge '3', a 'Privacy Settings | FAQ | New Features' link, and a help icon (question mark in a circle).





Adja meg a szállítási terület összes adatát.



Location

### Area 6

Area Name  
Area 6

Area Type  
Shape (polygon) Circle Postcode

Minimum order value  
€ 0,00

Delivery Condition

Use the table below to set different delivery fee conditions. Conditions/Rules are applied in the order in which they appear. For free delivery set charge to 0 or -1 to make delivery unavailable. When an 'all' rule is present, no other condition will be applied.

DELIVERY FEE	RULE	ORDER THRESHOLD
Empty		

+ Add new area Edit map areas

33803  
60318 - Frankfurt  
Area 6

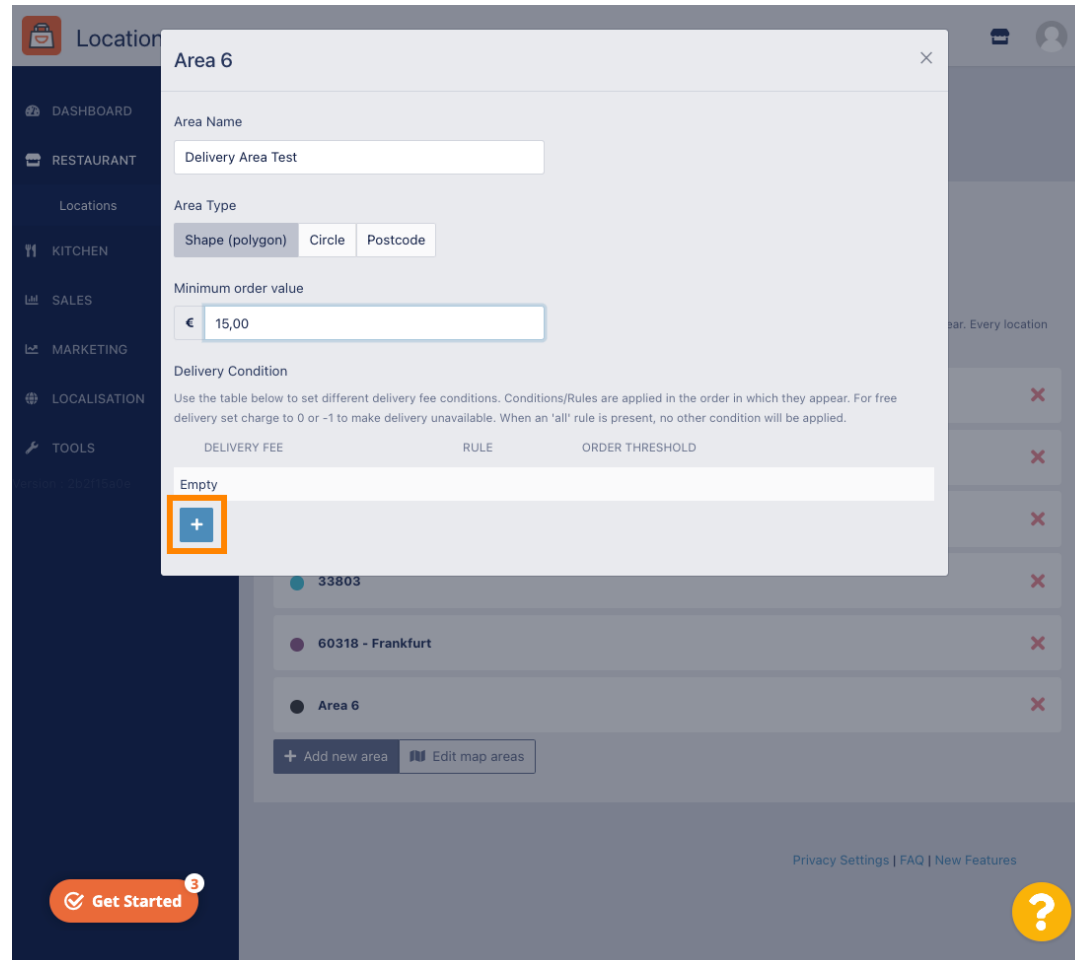
Privacy Settings | FAQ | New Features

Get Started <sup>3</sup>

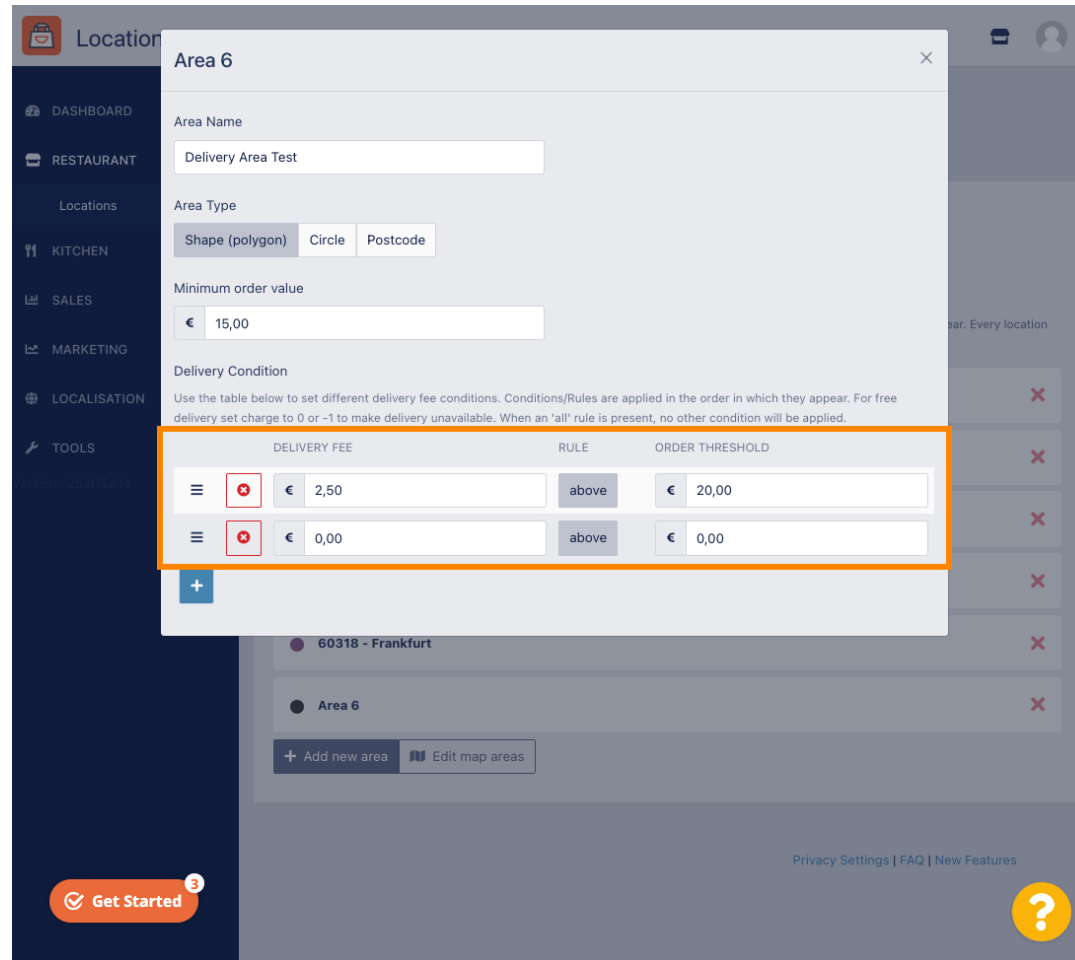
?



Kattintson a plusz ikonra a szállítási feltételek hozzáadásához és kiválasztásához.



Adja meg a rendelési küszöbhez kapcsolódó szállítási díjat.



**Area 6**

Area Name  
Delivery Area Test

Area Type  
Shape (polygon) Circle Postcode

Minimum order value  
€ 15,00

Delivery Condition  
Use the table below to set different delivery fee conditions. Conditions/Rules are applied in the order in which they appear. For free delivery set charge to 0 or -1 to make delivery unavailable. When an 'all' rule is present, no other condition will be applied.

	DELIVERY FEE	RULE	ORDER THRESHOLD
☰	€ 2,50	above	€ 20,00
☰	€ 0,00	above	€ 0,00

+ Add new area Edit map areas

60318 - Frankfurt

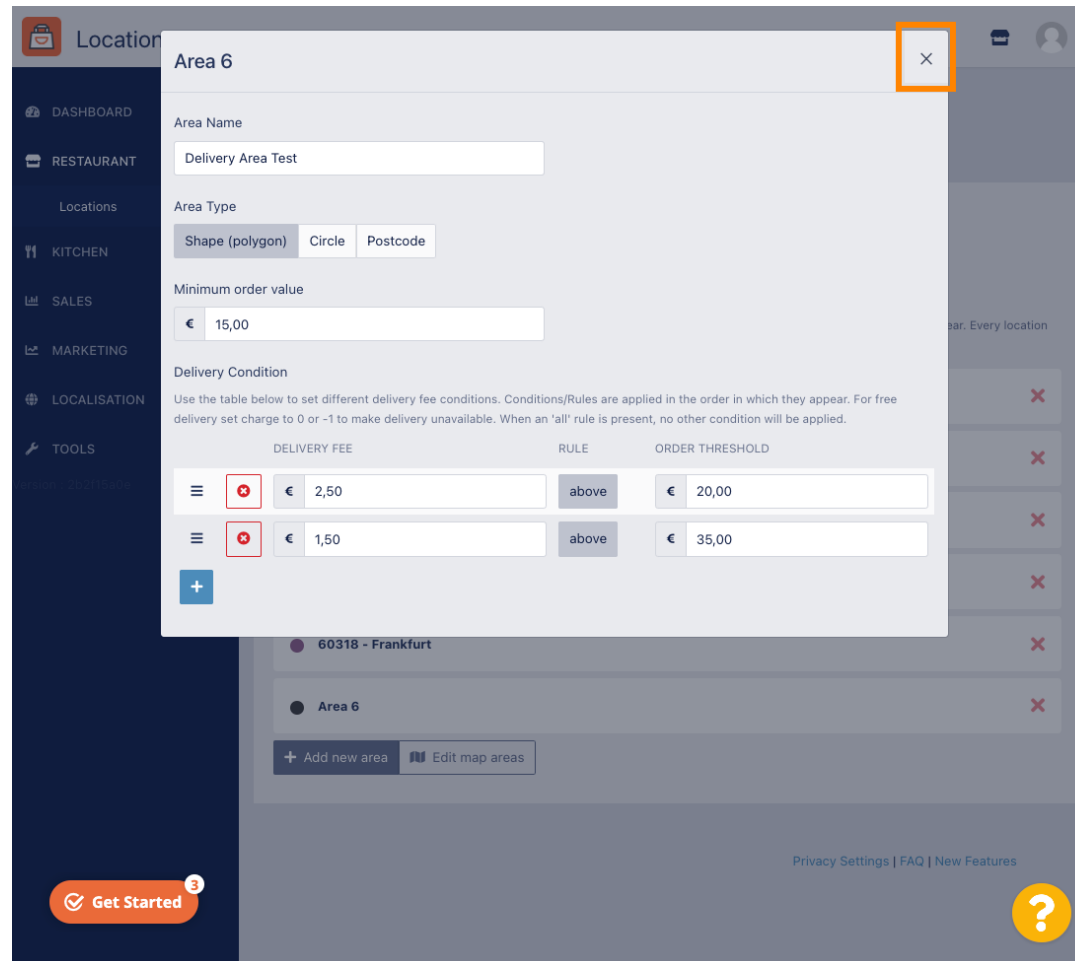
Area 6

Privacy Settings | FAQ | New Features

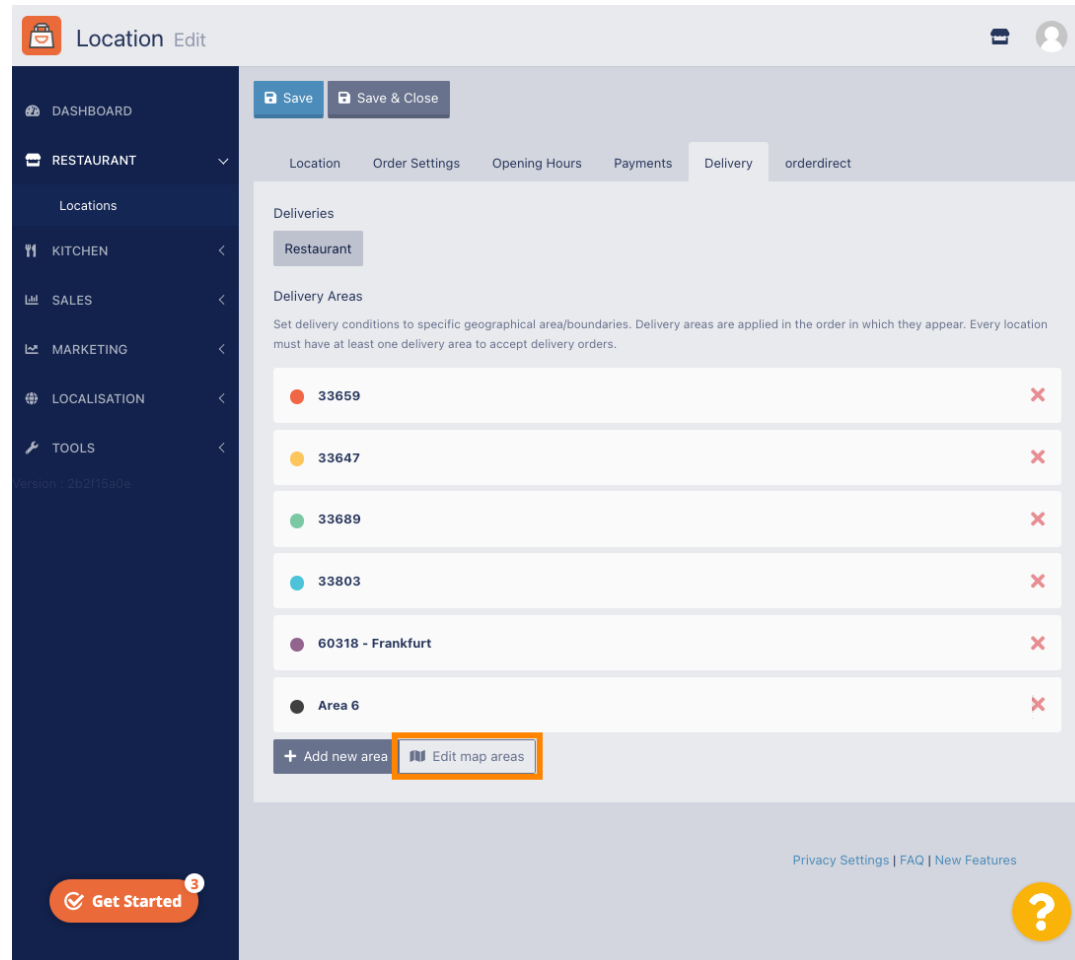
Get Started <sup>3</sup>

?

Miután megadta az összes információt, kattintson az **x ikonra**.



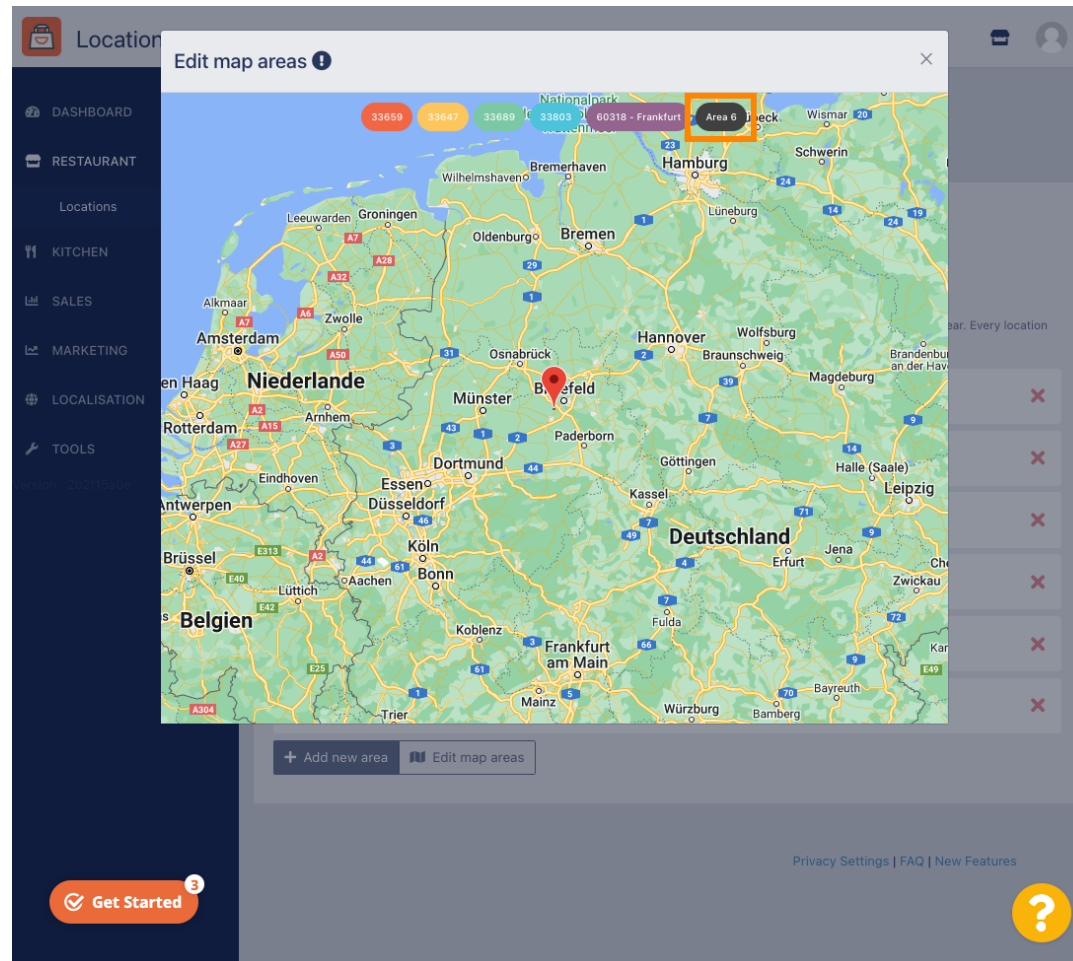
 Kattintson a **Térképterületek szerkesztése** lehetőségre .



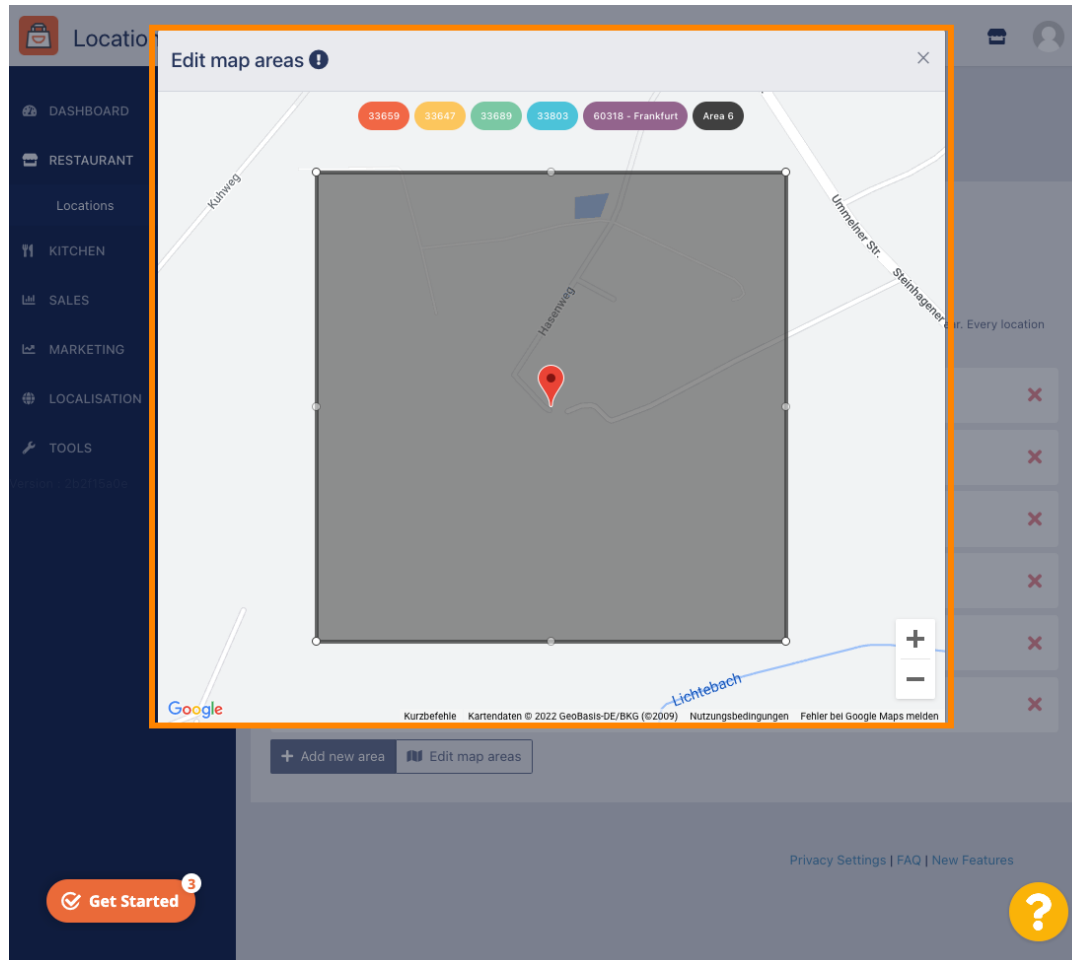
The screenshot shows the 'Location Edit' interface. The left sidebar contains a navigation menu with items: DASHBOARD, RESTAURANT (expanded), Locations, KITCHEN, SALES, MARKETING, LOCALISATION, and TOOLS. The main content area is titled 'Location Edit' and has tabs for Location, Order Settings, Opening Hours, Payments, Delivery (selected), and orderdirect. Under the 'Delivery' tab, there is a 'Deliveries' section with a 'Restaurant' sub-tab. Below this is the 'Delivery Areas' section, which includes a descriptive text: 'Set delivery conditions to specific geographical area/boundaries. Delivery areas are applied in the order in which they appear. Every location must have at least one delivery area to accept delivery orders.' A list of delivery areas is shown, each with a colored dot and a red 'X' delete icon: 33659 (red), 33647 (yellow), 33689 (green), 33803 (cyan), 60318 - Frankfurt (purple), and Area 6 (black). At the bottom of the list, there are two buttons: '+ Add new area' and 'Edit map areas', with the latter highlighted by an orange box. At the bottom of the page, there is a 'Get Started' button with a notification badge '3' and a help icon (question mark).



Kattintson a szerkeszteni kívánt területre.

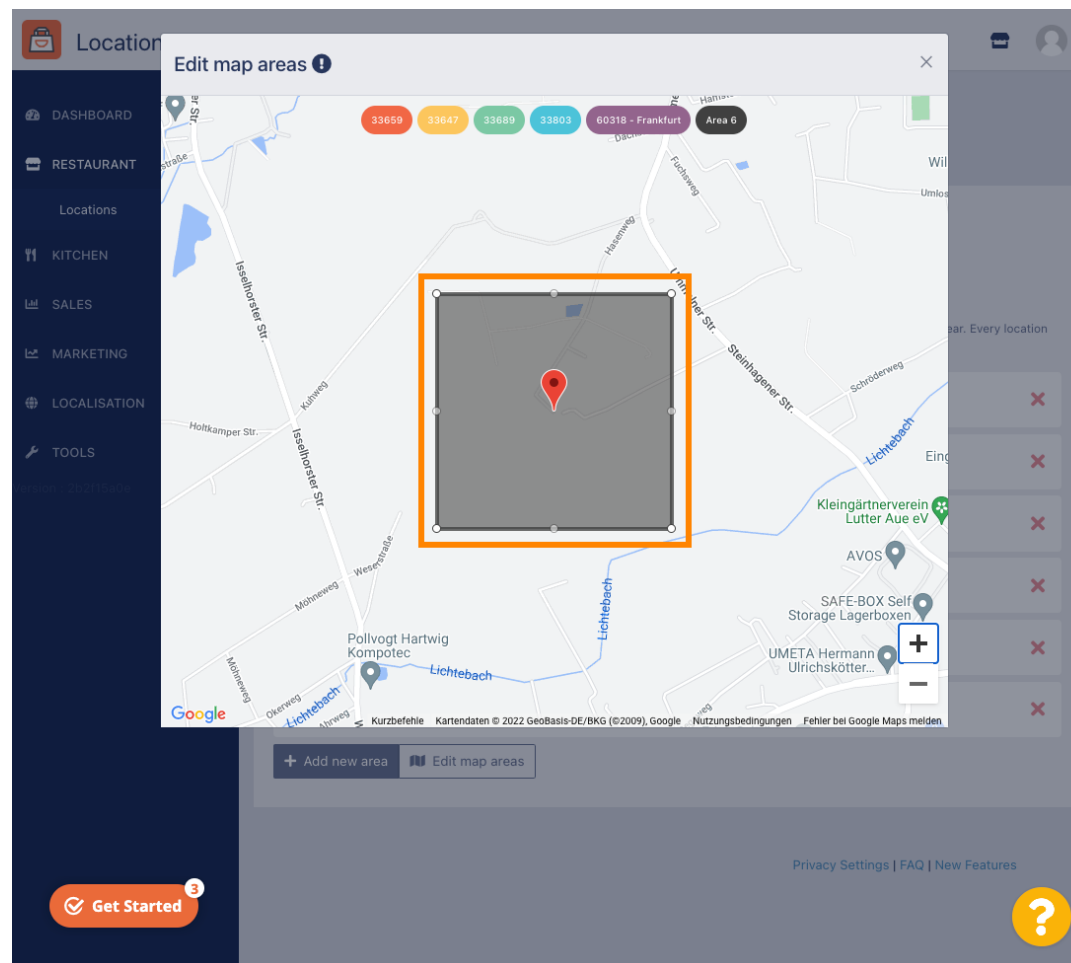


 A piros gombostű mutatja az étterem helyét.



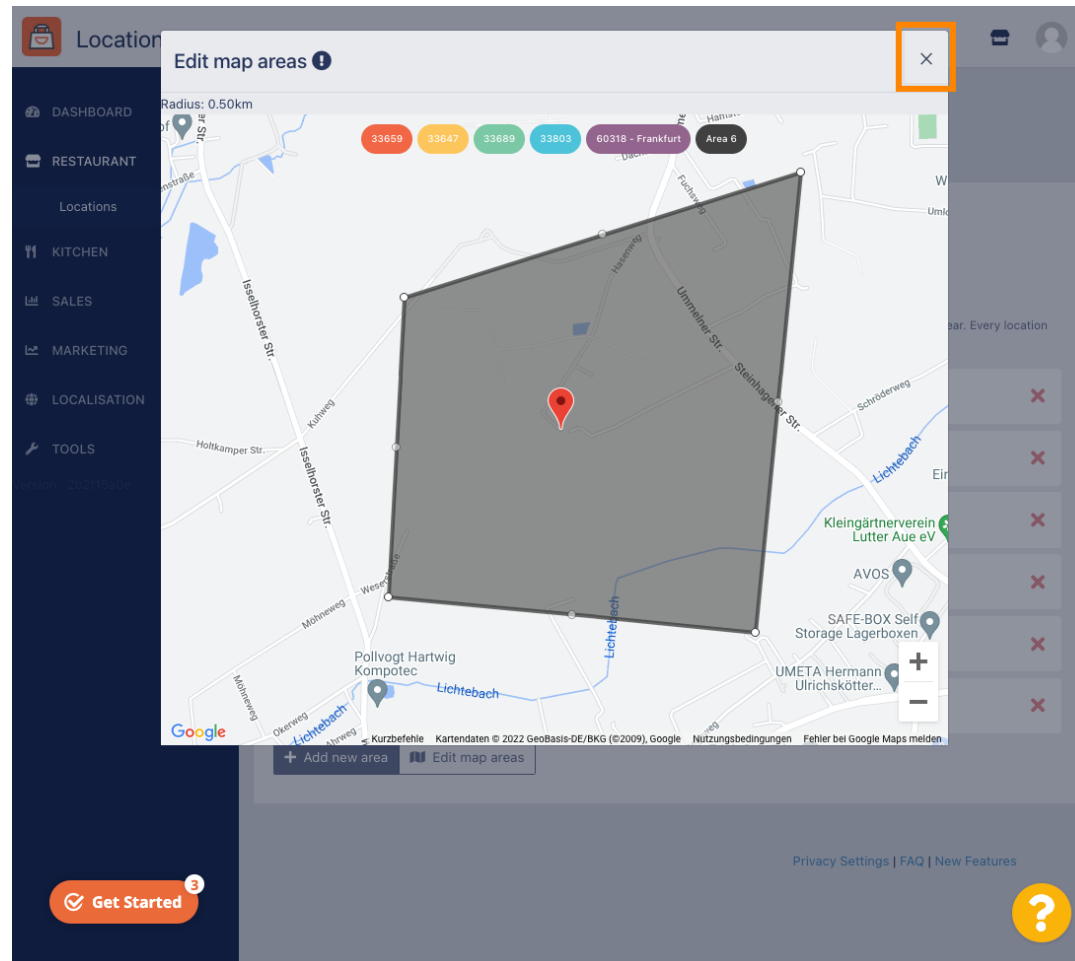


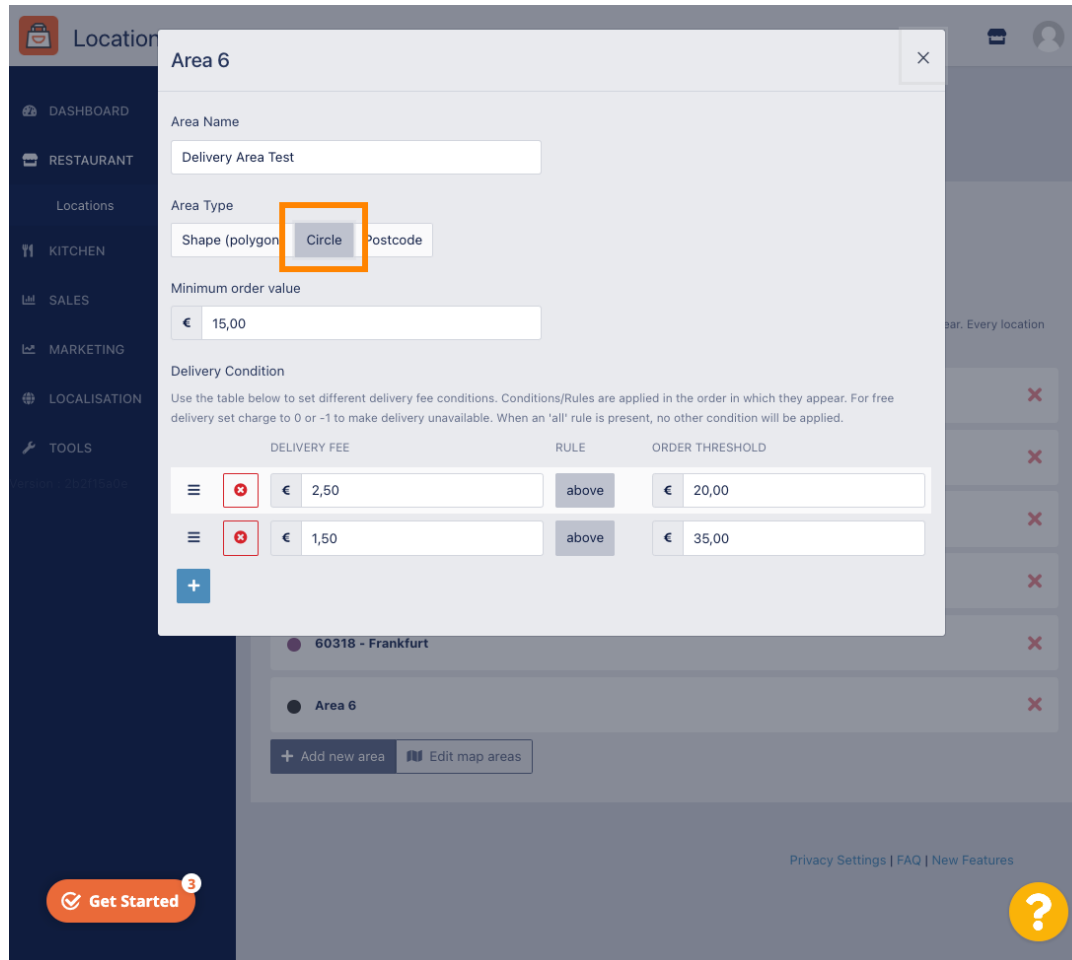
Határozza meg a szállítási területet a sokszög beállításával. Kattintson és húzza meg a sokszög pontjait.





 Miután beállította a szállítást, kattintson az **x ikonra** .



**Area 6**

Area Name  
Delivery Area Test

Area Type  
Shape (polygon) **Circle** Postcode

Minimum order value  
€ 15,00

Delivery Condition  
Use the table below to set different delivery fee conditions. Conditions/Rules are applied in the order in which they appear. For free delivery set charge to 0 or -1 to make delivery unavailable. When an 'all' rule is present, no other condition will be applied.

	DELIVERY FEE	RULE	ORDER THRESHOLD
☰	€ 2,50	above	€ 20,00
☰	€ 1,50	above	€ 35,00

60318 - Frankfurt

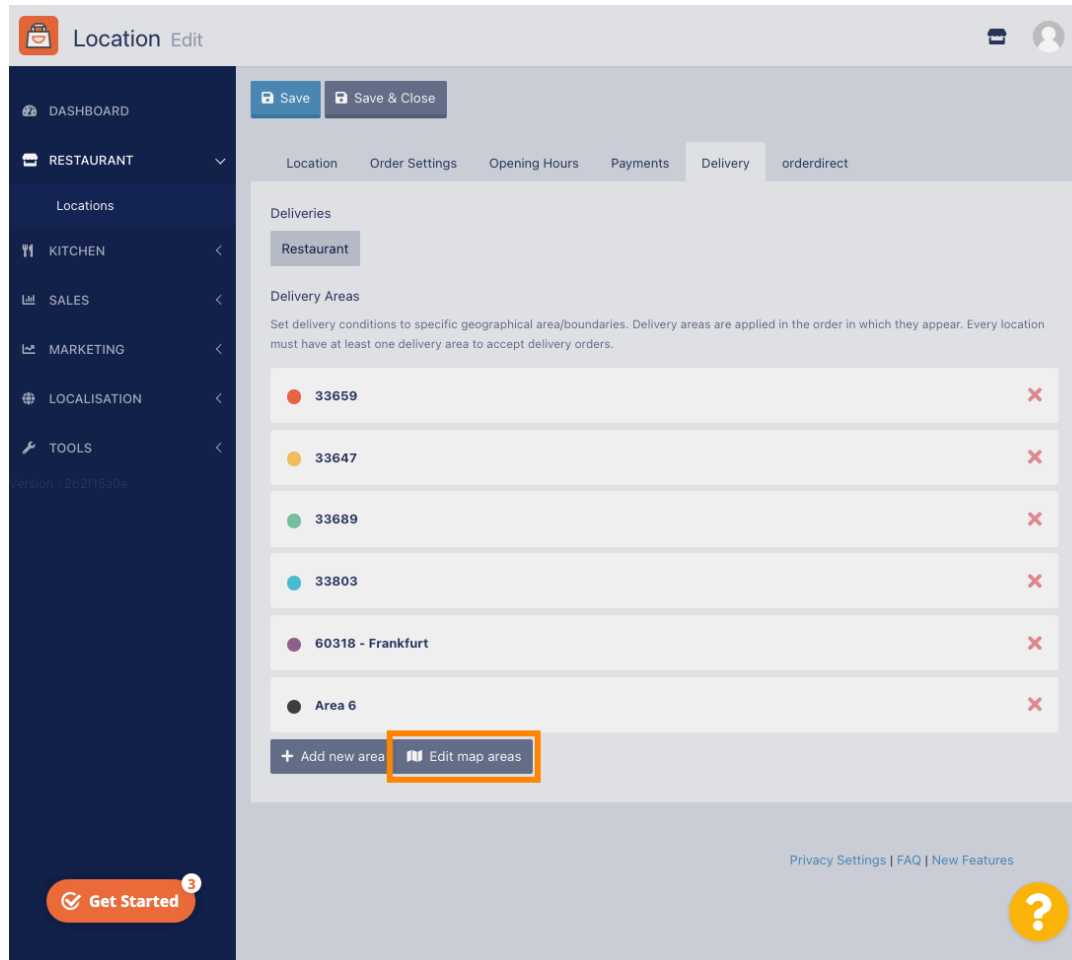
Area 6

+ Add new area Edit map areas

Get Started <sup>3</sup>

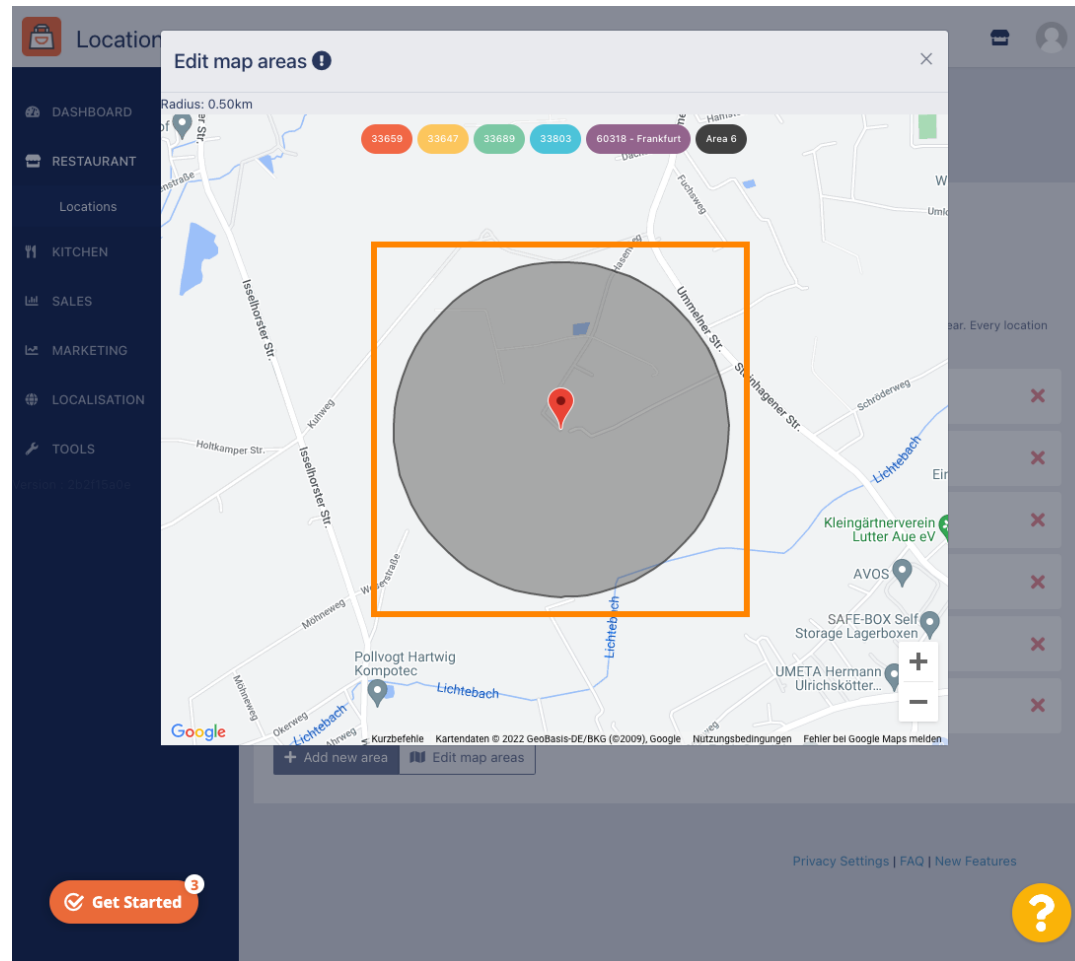
Privacy Settings | FAQ | New Features

 Kattintson a **Térképterületek szerkesztése** lehetőségre .

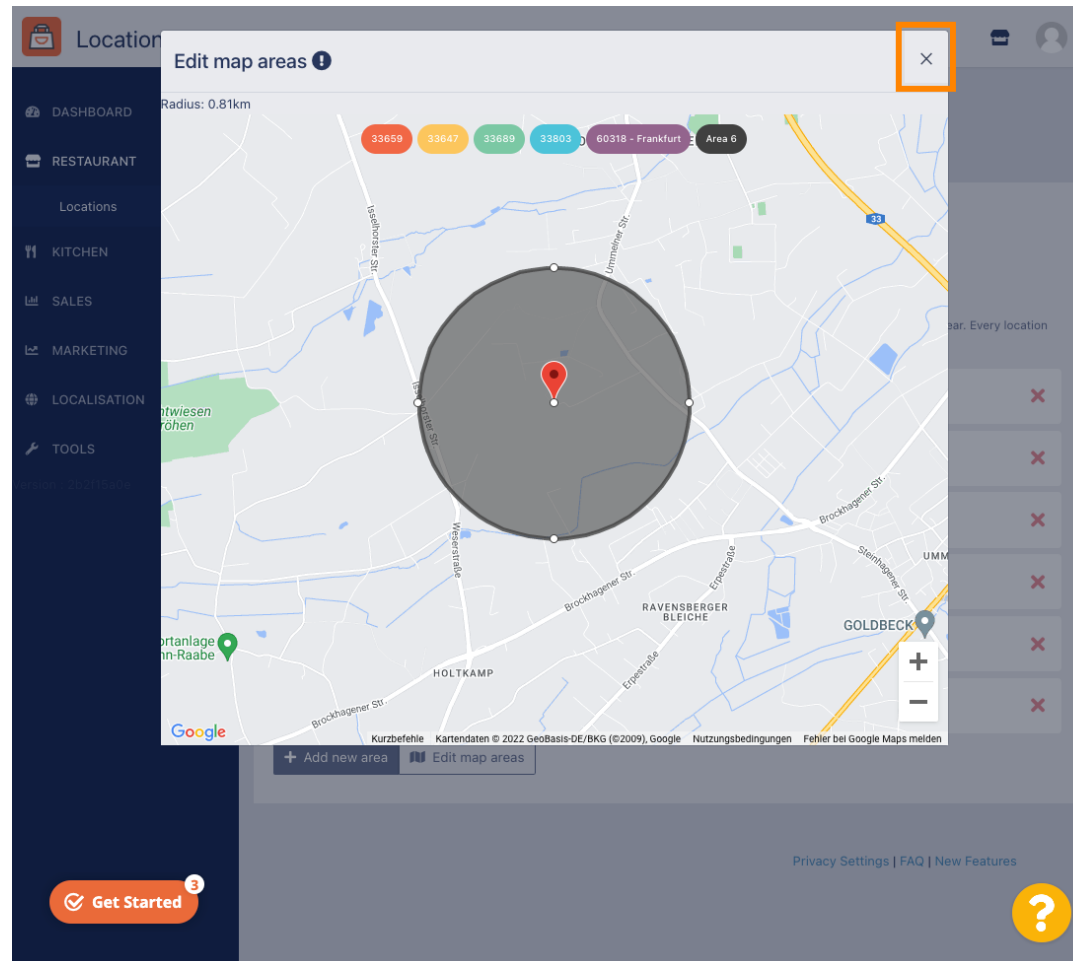


The screenshot shows the 'Location Edit' interface. The left sidebar contains navigation options: DASHBOARD, RESTAURANT (selected), Locations, KITCHEN, SALES, MARKETING, LOCALISATION, and TOOLS. The main content area is titled 'Location Edit' and has tabs for Location, Order Settings, Opening Hours, Payments, Delivery (selected), and orderdirect. Under the 'Delivery' tab, there is a 'Deliveries' section with a 'Restaurant' sub-tab. Below this is the 'Delivery Areas' section, which includes a descriptive text: 'Set delivery conditions to specific geographical area/boundaries. Delivery areas are applied in the order in which they appear. Every location must have at least one delivery area to accept delivery orders.' A list of delivery areas is shown, each with a colored dot and a red 'X' icon for deletion: 33659 (red), 33647 (yellow), 33689 (green), 33803 (cyan), 60318 - Frankfurt (purple), and Area 6 (black). At the bottom of the list, there are two buttons: '+ Add new area' and 'Edit map areas', with the latter being highlighted by an orange box. At the bottom left of the interface is a 'Get Started' button with a notification badge '3', and at the bottom right is a help icon (question mark in a circle). The footer contains '© 2022 Hospitality Digital GmbH' and '19 of 28'.

Állítsa be a **kört** egyenként. Ez az Ön szállítási területe.

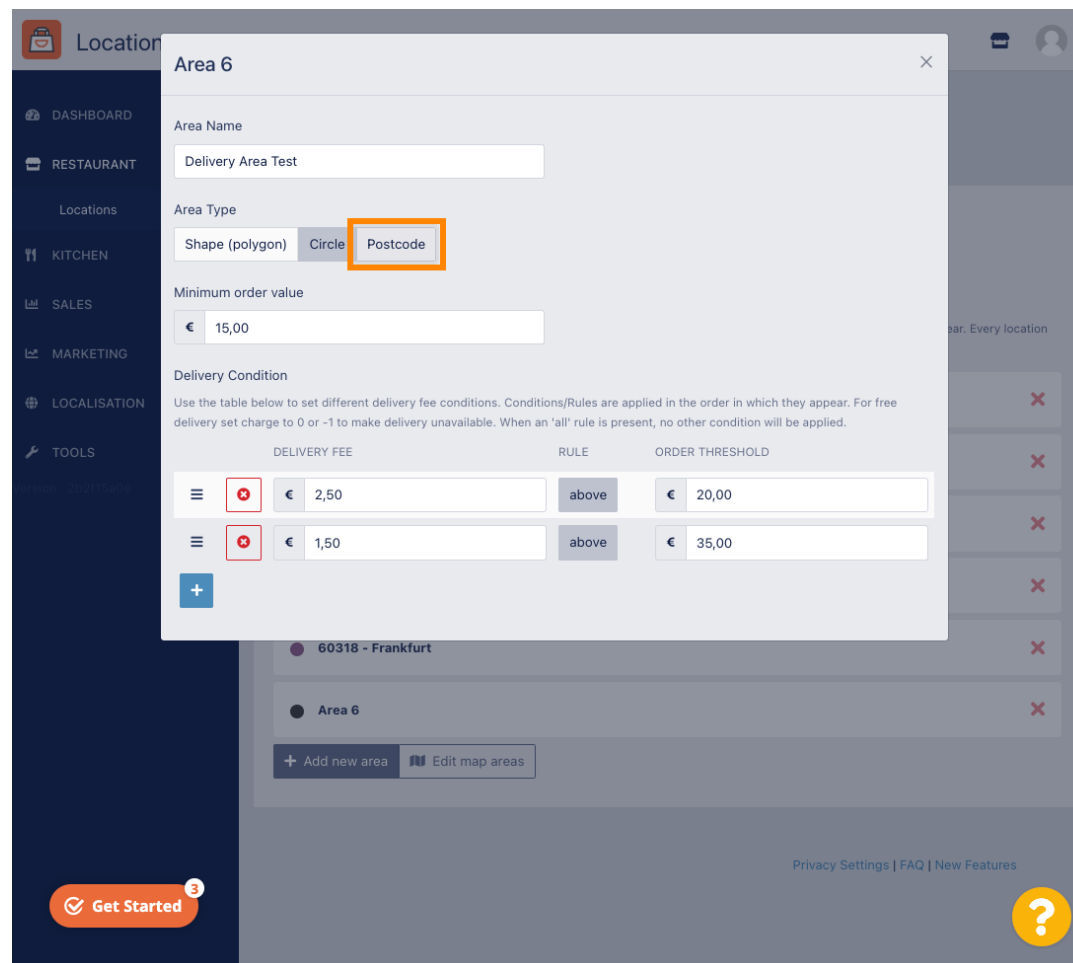


 Ha végzett a kézbesítési terület beállításával, kattintson az **x ikonra** .





Kattintson az **Irányítószám** elemre . Ahhoz, hogy a szállítási területek meghatározott irányítószámok legyenek.



**Area 6**

Area Name  
Delivery Area Test

Area Type  
Shape (polygon) Circle **Postcode**

Minimum order value  
€ 15,00

Delivery Condition  
Use the table below to set different delivery fee conditions. Conditions/Rules are applied in the order in which they appear. For free delivery set charge to 0 or -1 to make delivery unavailable. When an 'all' rule is present, no other condition will be applied.

	DELIVERY FEE	RULE	ORDER THRESHOLD
☰	€ 2,50	above	€ 20,00
☰	€ 1,50	above	€ 35,00

60318 - Frankfurt

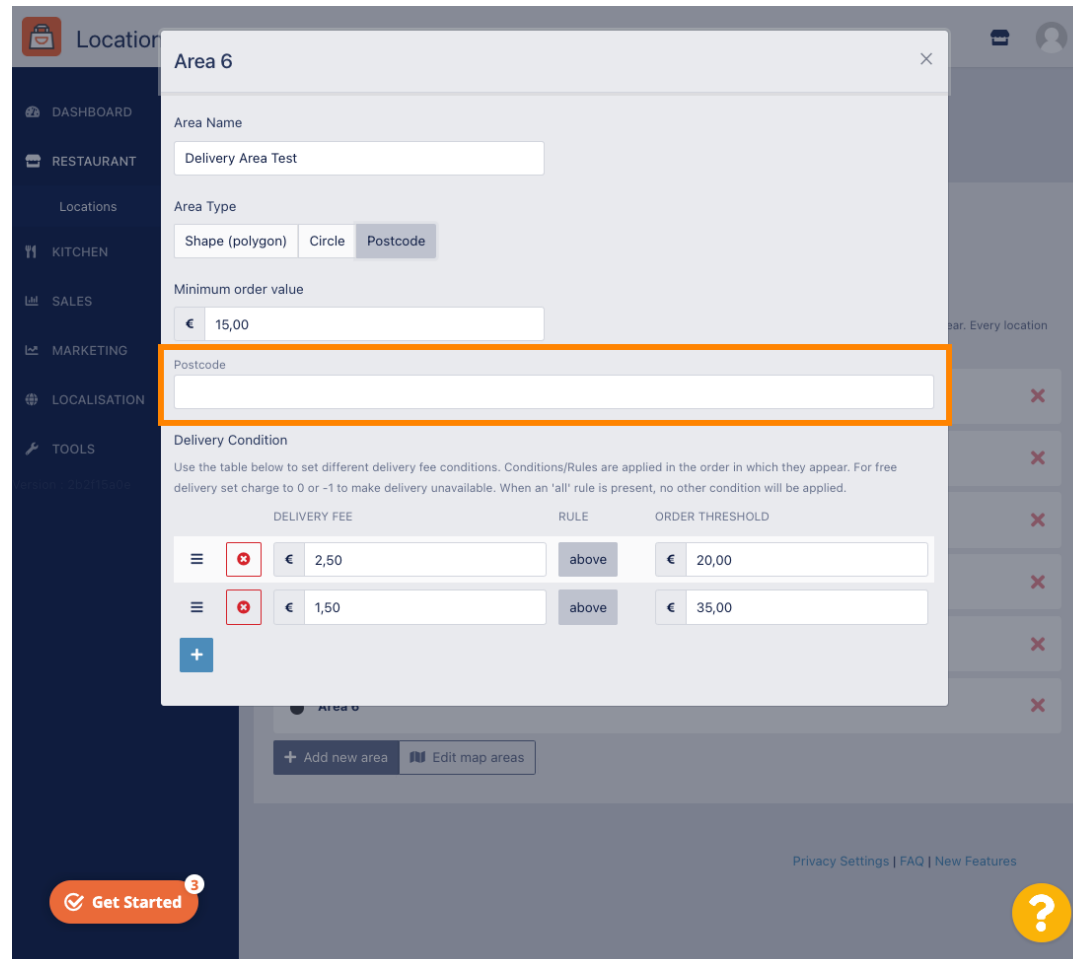
Area 6

+ Add new area Edit map areas

Get Started <sup>3</sup>

Privacy Settings | FAQ | New Features

Adja meg a szállítani kívánt irányítószámokat/irányítószámokat.



**Area 6**

Area Name  
Delivery Area Test

Area Type  
Shape (polygon) Circle **Postcode**

Minimum order value  
€ 15,00

Postcode

Delivery Condition

Use the table below to set different delivery fee conditions. Conditions/Rules are applied in the order in which they appear. For free delivery set charge to 0 or -1 to make delivery unavailable. When an 'all' rule is present, no other condition will be applied.

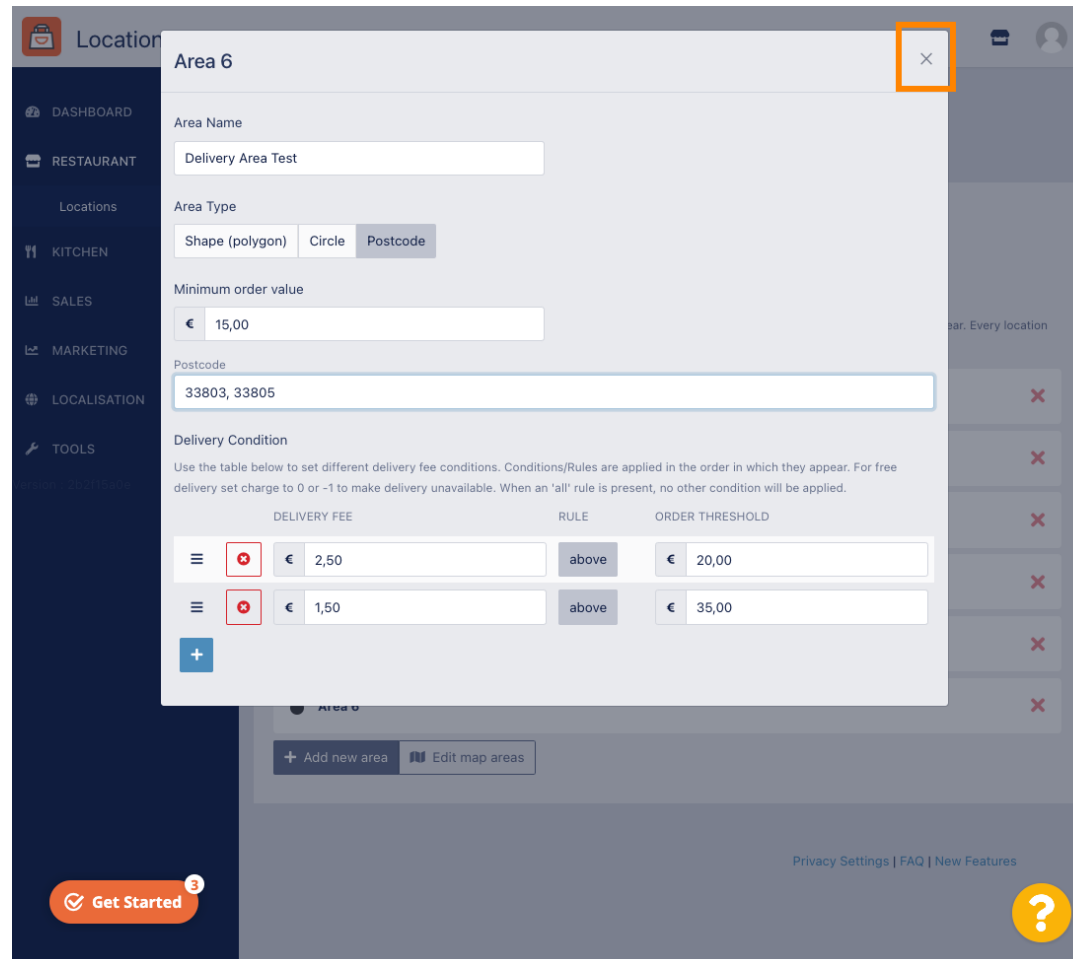
	DELIVERY FEE	RULE	ORDER THRESHOLD
☰	€ 2,50	above	€ 20,00
☰	€ 1,50	above	€ 35,00

+ Add new area Edit map areas

Privacy Settings | FAQ | New Features

Get Started <sup>3</sup> ?

Ha végzett, kattintson az **x ikonra**.



**Area 6**

Area Name  
Delivery Area Test

Area Type  
Shape (polygon) Circle Postcode

Minimum order value  
€ 15,00

Postcode  
33803, 33805

Delivery Condition

Use the table below to set different delivery fee conditions. Conditions/Rules are applied in the order in which they appear. For free delivery set charge to 0 or -1 to make delivery unavailable. When an 'all' rule is present, no other condition will be applied.

	DELIVERY FEE	RULE	ORDER THRESHOLD
☰	€ 2,50	above	€ 20,00
☰	€ 1,50	above	€ 35,00

+ Add new area Edit map areas

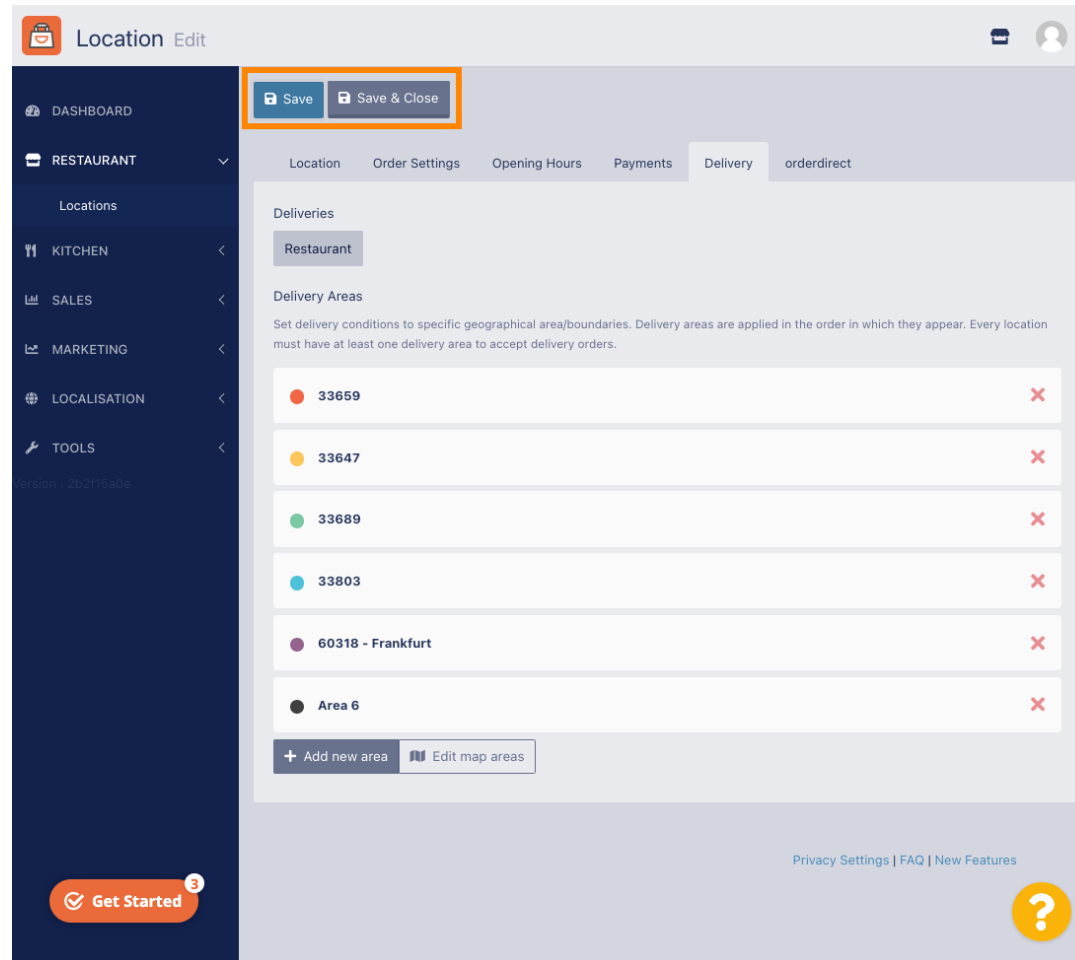
Privacy Settings | FAQ | New Features

Get Started <sup>3</sup>

?



Ez az. Kattintson a **Mentés** vagy a **Mentés és bezárás** gombra .



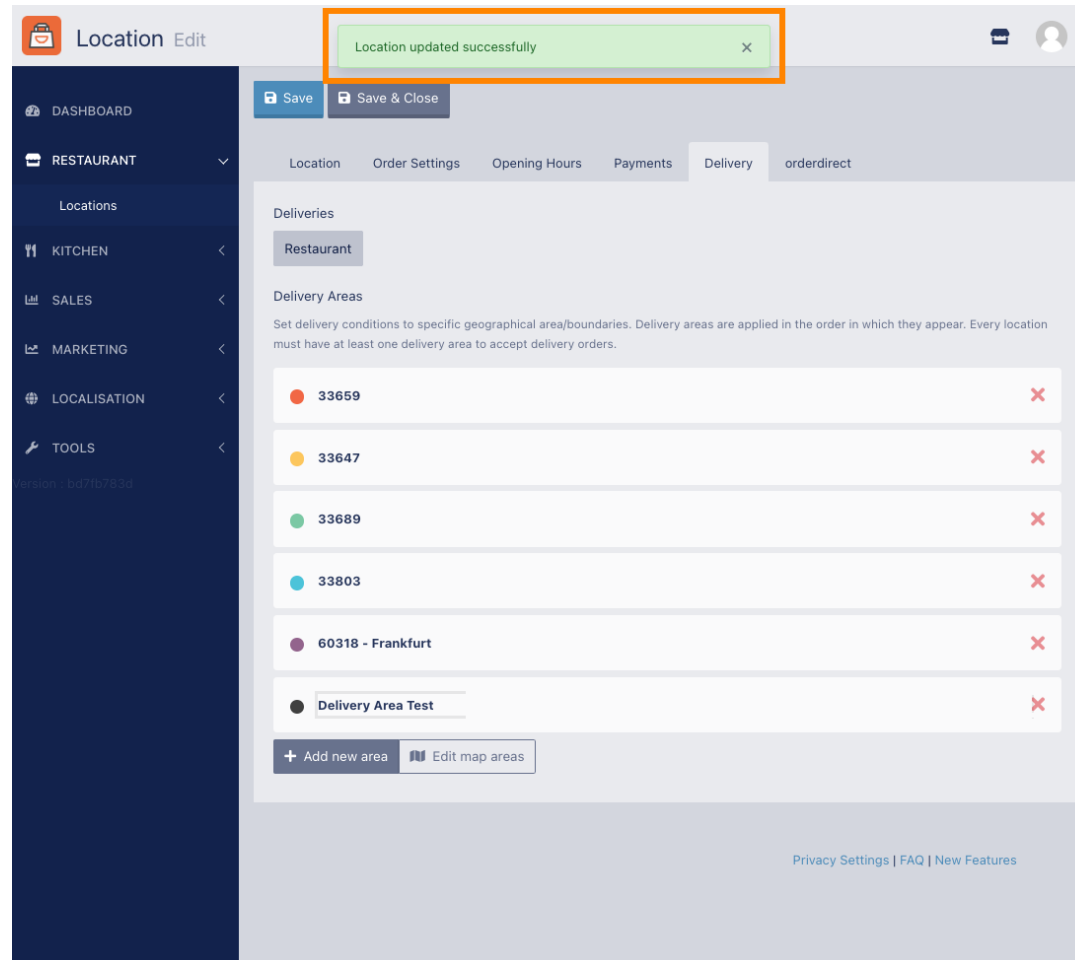
The screenshot shows the 'Location Edit' interface. The 'Delivery' tab is active, displaying a list of delivery areas. The 'Save' and 'Save & Close' buttons are highlighted with an orange box. The list of delivery areas includes:

- 33659
- 33647
- 33689
- 33803
- 60318 - Frankfurt
- Area 6

At the bottom of the list, there are buttons for '+ Add new area' and 'Edit map areas'. The interface also features a sidebar with navigation options like DASHBOARD, RESTAURANT, KITCHEN, SALES, MARKETING, LOCALISATION, and TOOLS. A 'Get Started' button is visible in the bottom left corner, and a help icon is in the bottom right corner.



Értesítést kap arról, hogy a helye sikeresen frissült.



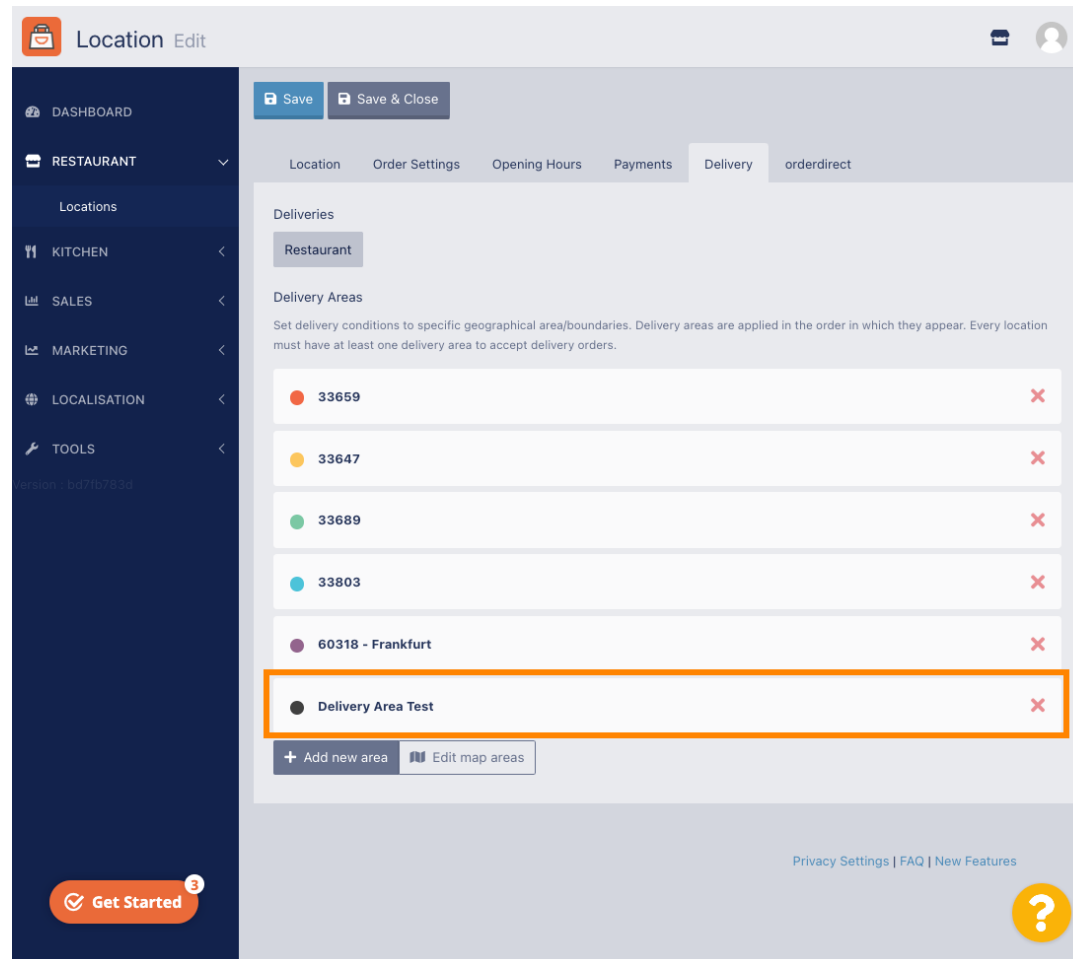
The screenshot displays the 'Location Edit' interface. At the top, a green notification box with a close button (X) states 'Location updated successfully'. Below this, there are 'Save' and 'Save & Close' buttons. The main content area is divided into tabs: 'Location', 'Order Settings', 'Opening Hours', 'Payments', 'Delivery', and 'orderdirect'. The 'Delivery' tab is active, showing a 'Deliveries' section with a 'Restaurant' filter. Underneath, the 'Delivery Areas' section contains a list of six areas, each with a colored dot and a red 'X' delete button:

- 33659
- 33647
- 33689
- 33803
- 60318 - Frankfurt
- Delivery Area Test

At the bottom of the list, there are two buttons: '+ Add new area' and 'Edit map areas'. The footer of the interface includes links for 'Privacy Settings | FAQ | New Features'.



Az új szállítási terület látható lesz.



The screenshot shows the 'Location Edit' interface. The left sidebar contains navigation options: DASHBOARD, RESTAURANT (selected), Locations, KITCHEN, SALES, MARKETING, LOCALISATION, and TOOLS. The main content area is titled 'Location Edit' and has tabs for Location, Order Settings, Opening Hours, Payments, Delivery (selected), and orderdirect. Under the 'Delivery' tab, there is a 'Deliveries' section with a 'Restaurant' sub-tab. Below this is the 'Delivery Areas' section, which includes a descriptive text: 'Set delivery conditions to specific geographical area/boundaries. Delivery areas are applied in the order in which they appear. Every location must have at least one delivery area to accept delivery orders.' A list of delivery areas is shown, each with a colored dot and a red 'X' icon for deletion. The areas are: 33659 (red), 33647 (yellow), 33689 (green), 33803 (cyan), 60318 - Frankfurt (purple), and Delivery Area Test (black). The 'Delivery Area Test' entry is highlighted with an orange border. At the bottom of the list are buttons for '+ Add new area' and 'Edit map areas'. The footer contains a 'Get Started' button with a notification badge '3' and a help icon (question mark). Links for 'Privacy Settings | FAQ | New Features' are also present.



Scan to go to the interactive player