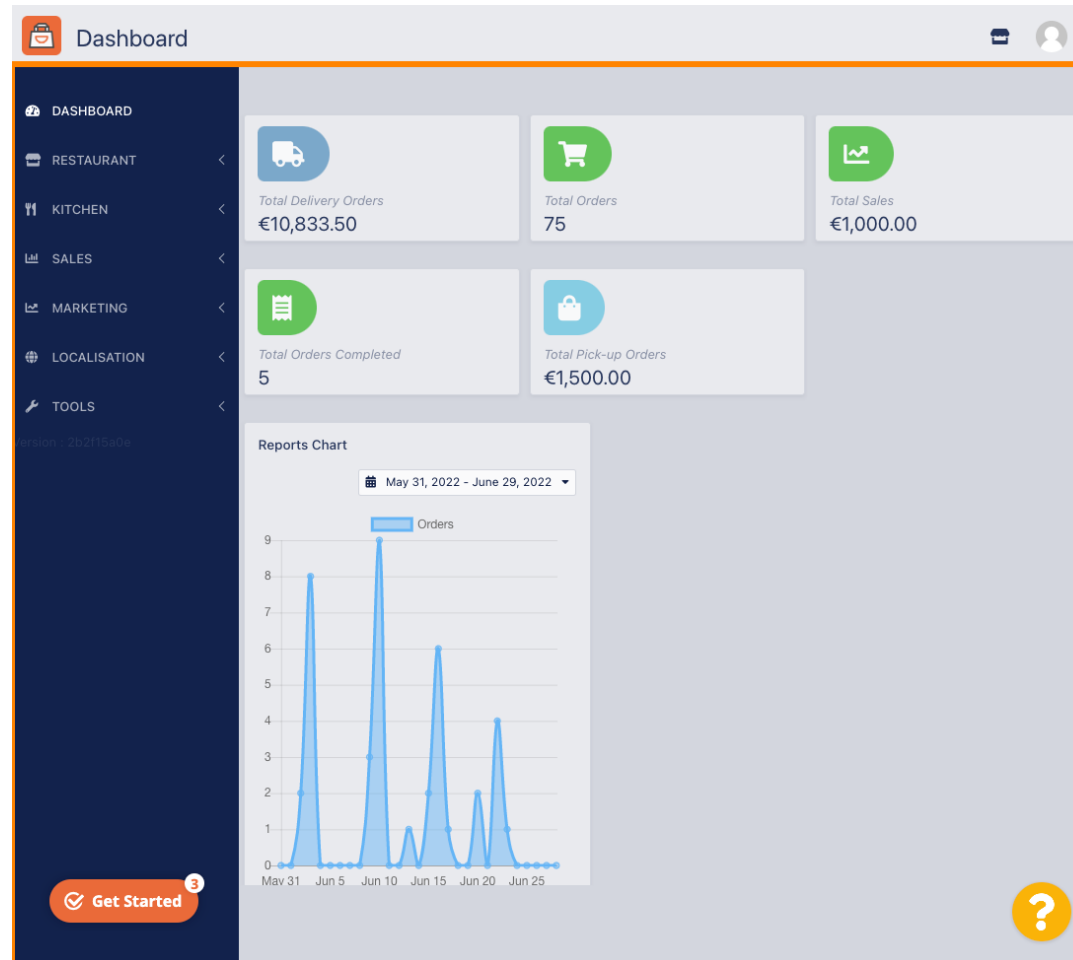
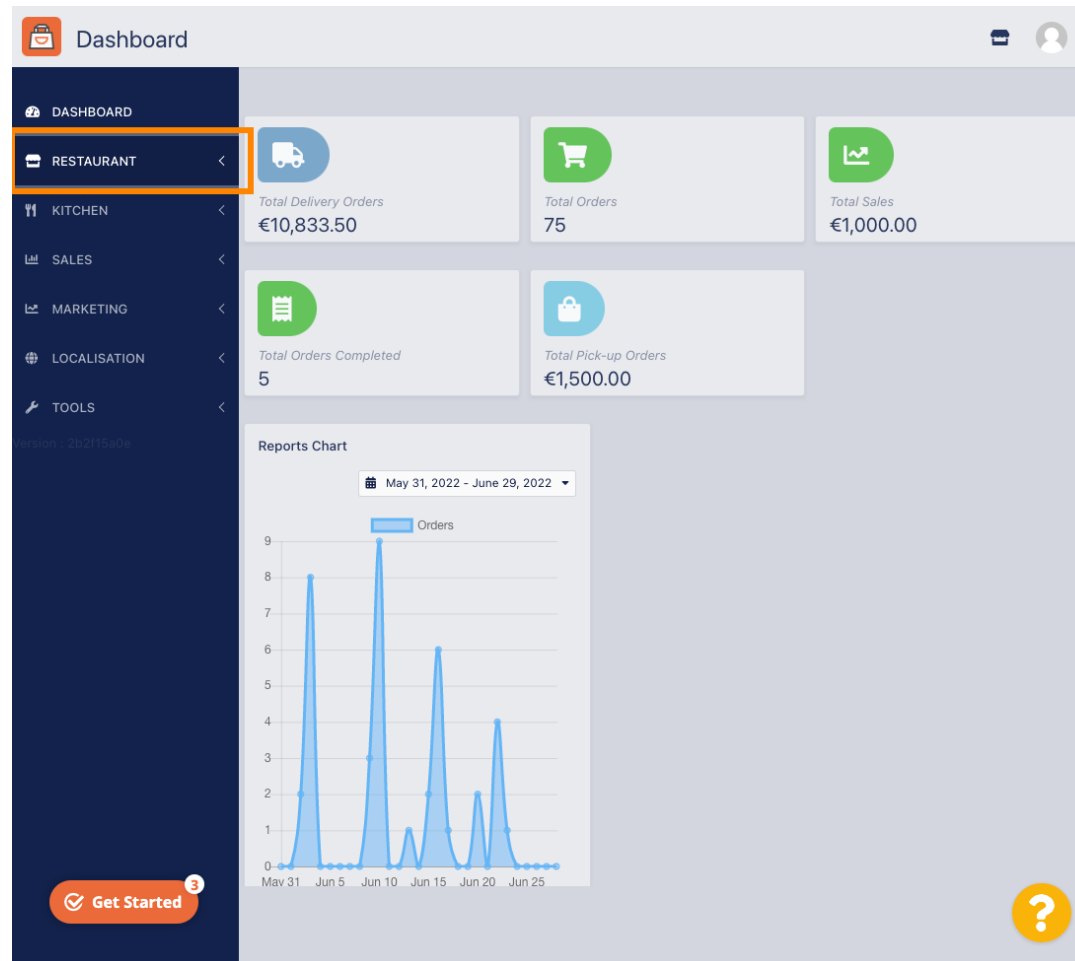


 Primul pas este să vă conectați la contul dumneavoastră DISH Order.

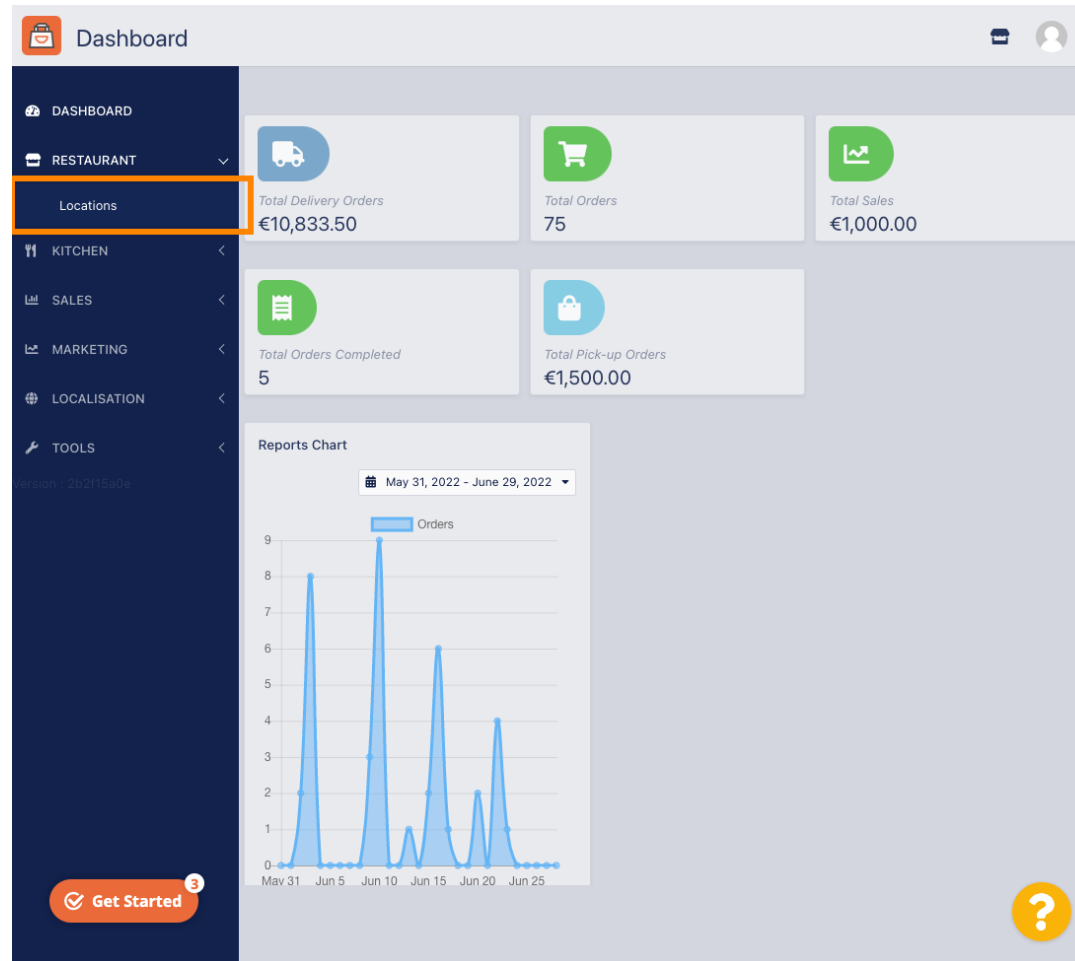




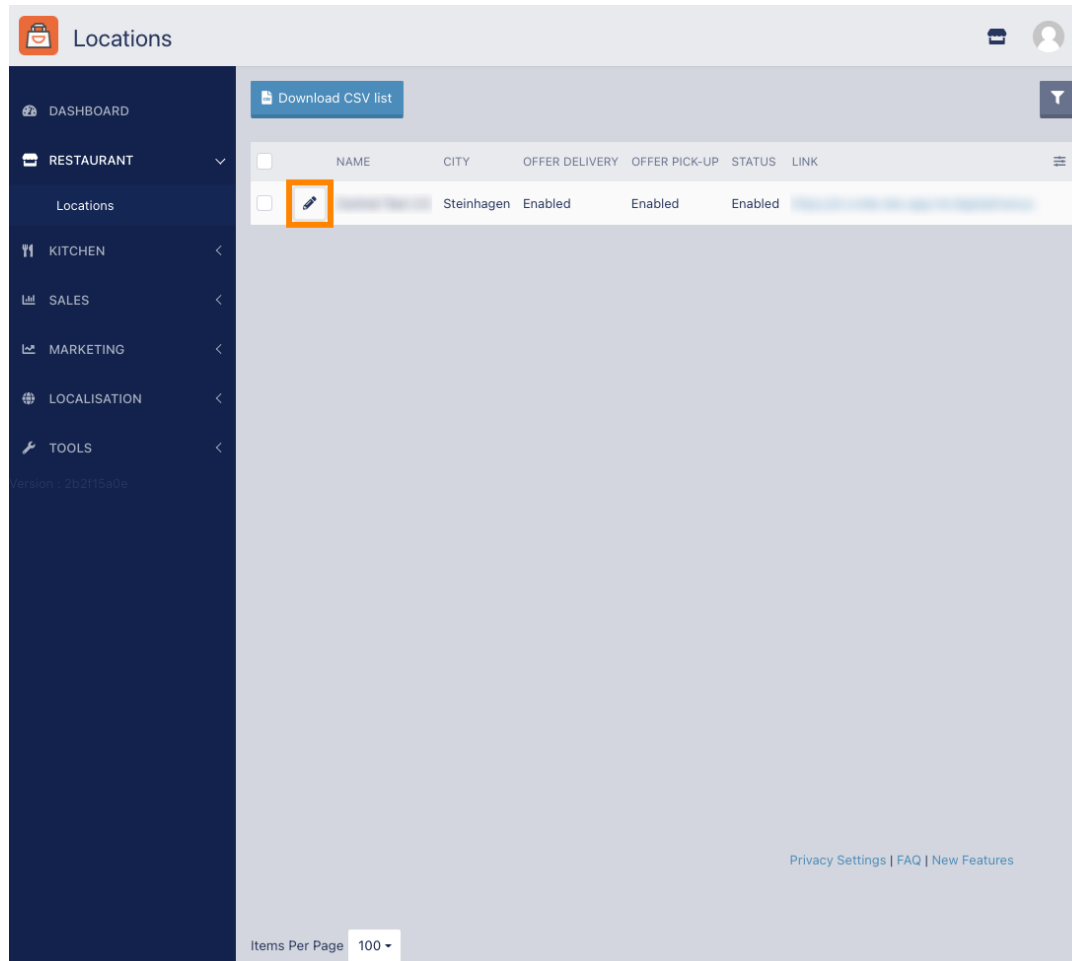
Click pe **RESTAURANT**.




Faceți clic pe **Locații**.

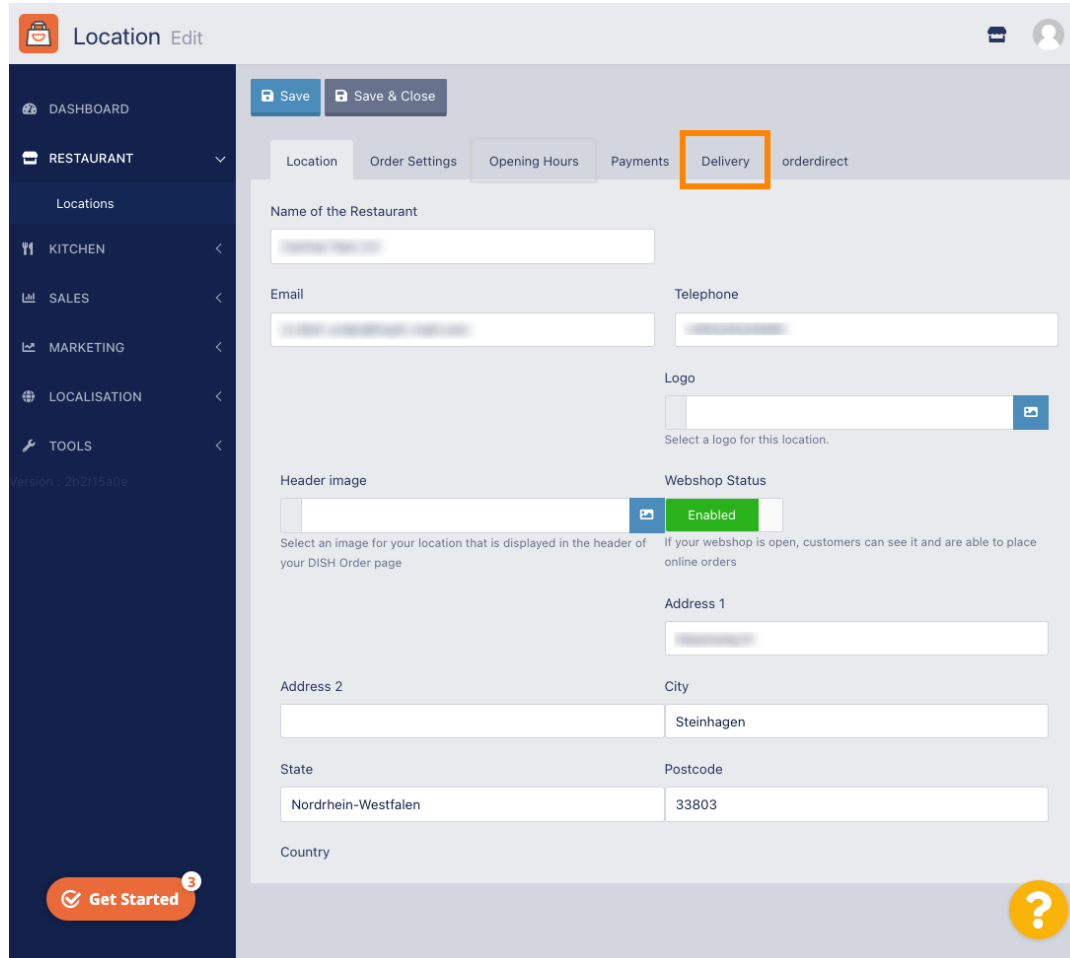


Faceți clic pe **pictograma de editare** (pen) .



	NAME	CITY	OFFER DELIVERY	OFFER PICK-UP	STATUS	LINK
		Steinhagen	Enabled	Enabled	Enabled	

 Pentru a edita sau a configura zonele de livrare, faceți clic pe **Livrare** .



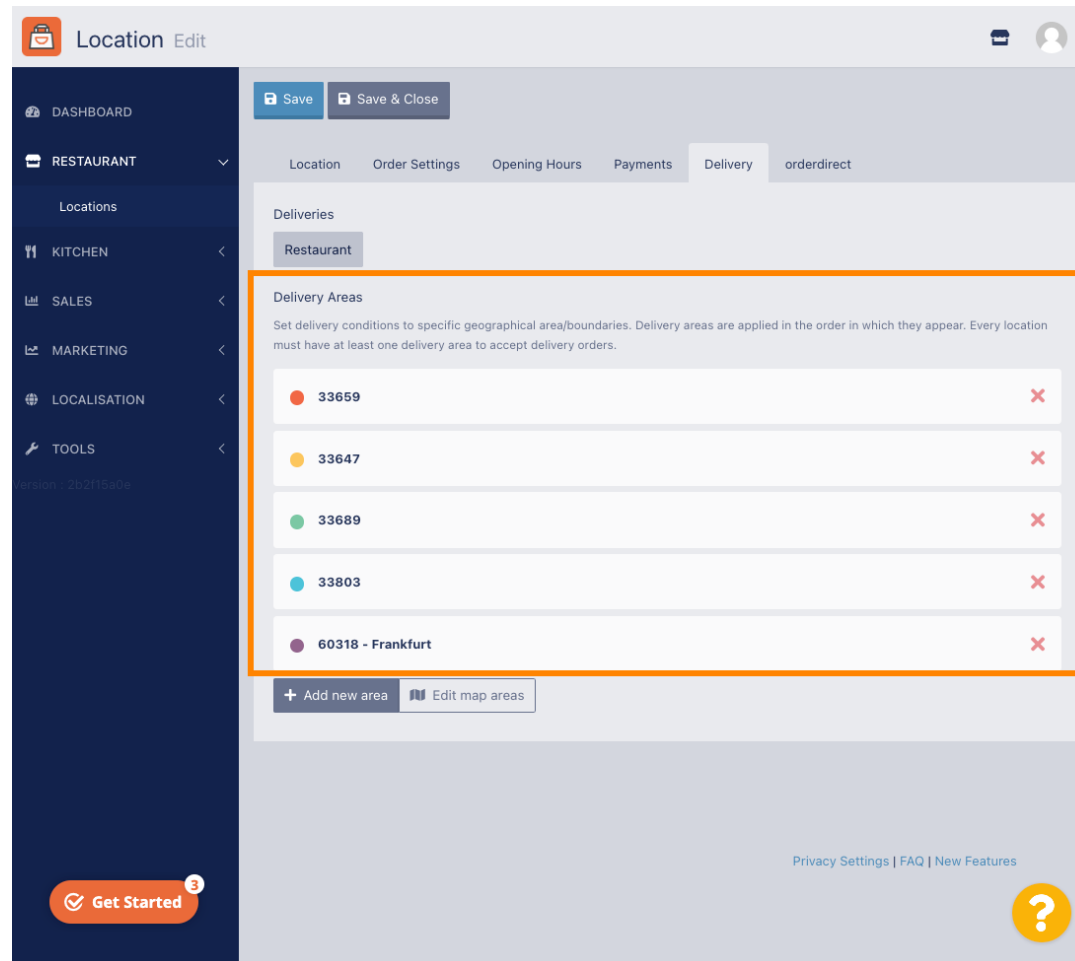
The screenshot displays the 'Location Edit' interface. The 'Delivery' tab is highlighted with an orange box. The interface includes a sidebar with navigation options: DASHBOARD, RESTAURANT (with sub-items: Locations, KITCHEN, SALES, MARKETING, LOCALISATION, TOOLS), and a 'Get Started' button. The main content area has tabs for Location, Order Settings, Opening Hours, Payments, Delivery (highlighted), and orderdirect. The 'Delivery' tab contains the following fields and controls:

- Name of the Restaurant:
- Email:
- Telephone:
- Logo:  (with a selection icon and the text 'Select a logo for this location.')
- Header image:  (with a selection icon and the text 'Select an image for your location that is displayed in the header of your DISH Order page')
- Webshop Status:  Enabled (with the text 'If your webshop is open, customers can see it and are able to place online orders')
- Address 1:
- Address 2:
- City:
- State:
- Postcode:
- Country:

At the bottom left, there is a 'Get Started' button with a notification badge '3'. At the bottom right, there is a yellow question mark icon.

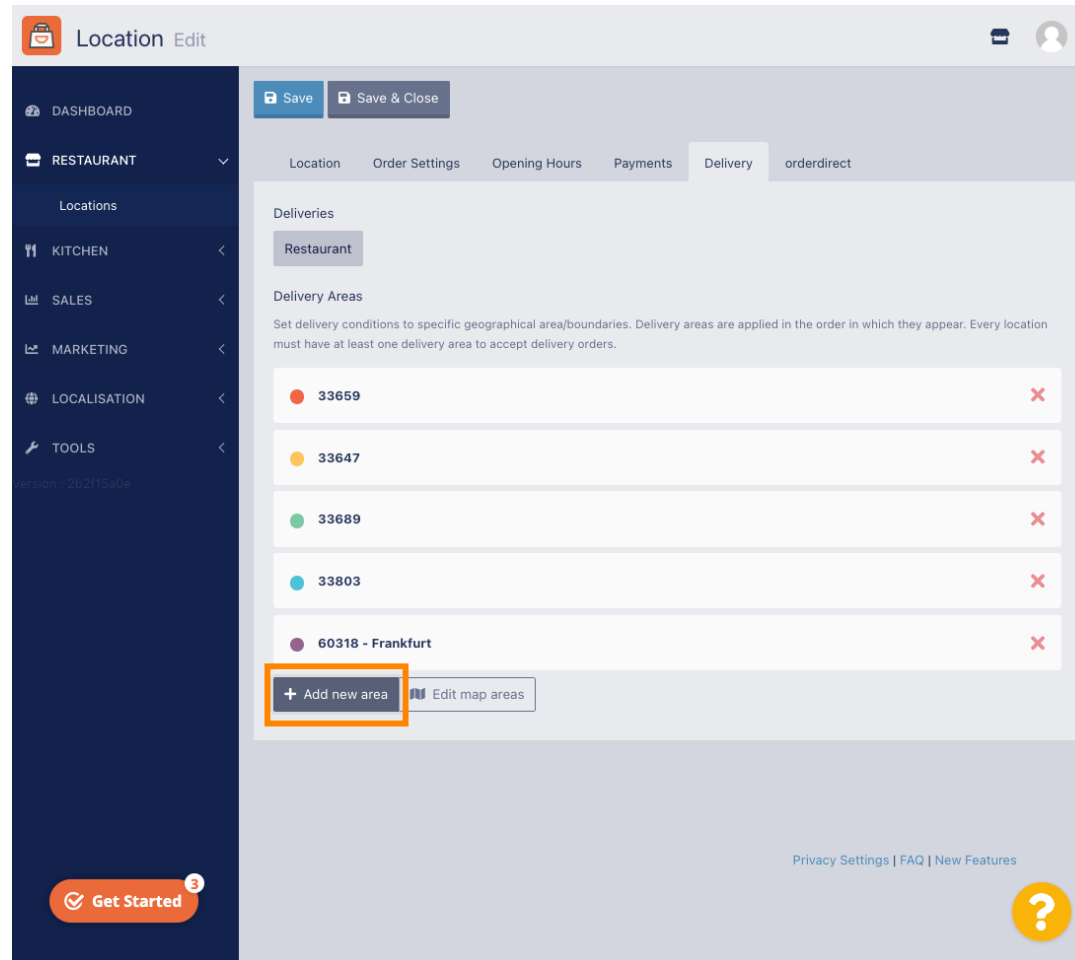


Toate zonele dvs. de livrare vor fi afișate.



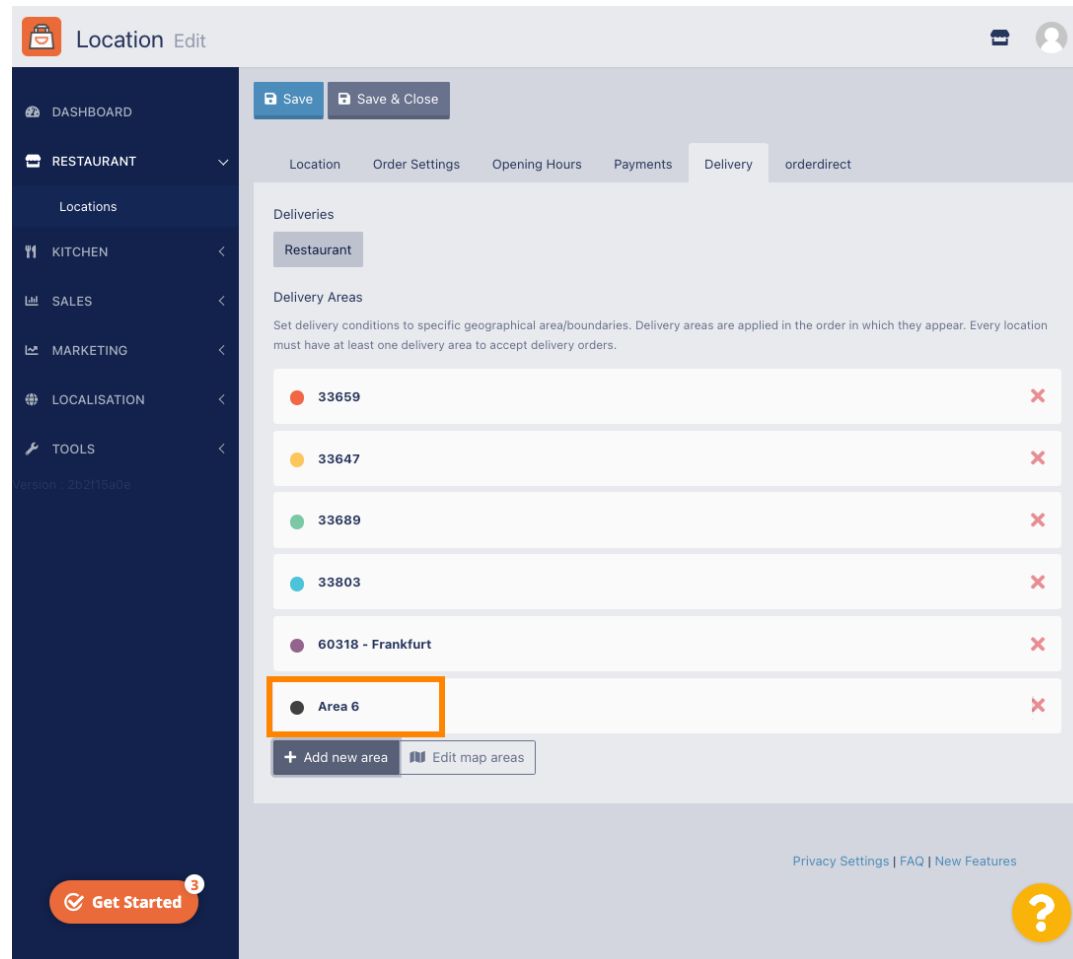
The screenshot displays the 'Location Edit' interface. On the left is a dark blue sidebar with navigation options: DASHBOARD, RESTAURANT (expanded), Locations, KITCHEN, SALES, MARKETING, LOCALISATION, and TOOLS. The main content area has a top bar with 'Save' and 'Save & Close' buttons. Below this is a tabbed interface with 'Location', 'Order Settings', 'Opening Hours', 'Payments', 'Delivery' (selected), and 'orderdirect'. Under the 'Delivery' tab, there's a 'Deliveries' section with a 'Restaurant' sub-tab. The 'Delivery Areas' section is highlighted with an orange border and contains a list of five areas, each with a colored dot and a red 'X' delete button: 33659 (red), 33647 (yellow), 33689 (green), 33803 (cyan), and 60318 - Frankfurt (purple). Below the list are buttons for '+ Add new area' and 'Edit map areas'. At the bottom right, there are links for 'Privacy Settings | FAQ | New Features' and a yellow question mark icon. A 'Get Started' button with a notification badge '3' is in the bottom left corner.

Faceți clic pe butonul **Adăugați o zonă nouă** pentru a adăuga noi zone de livrare.



The screenshot displays the 'Location Edit' interface. On the left is a dark blue sidebar with navigation options: DASHBOARD, RESTAURANT (expanded), Locations, KITCHEN, SALES, MARKETING, LOCALISATION, and TOOLS. The main content area is titled 'Location Edit' and has tabs for Location, Order Settings, Opening Hours, Payments, Delivery (selected), and orderdirect. Under the 'Delivery' tab, there is a 'Deliveries' section with a 'Restaurant' filter. Below that is the 'Delivery Areas' section, which includes a descriptive text: 'Set delivery conditions to specific geographical area/boundaries. Delivery areas are applied in the order in which they appear. Every location must have at least one delivery area to accept delivery orders.' A list of five delivery areas is shown, each with a colored dot and a red 'X' delete icon: 33659 (red), 33647 (yellow), 33689 (green), 33803 (cyan), and 60318 - Frankfurt (purple). At the bottom of this list, the '+ Add new area' button is highlighted with an orange box, next to an 'Edit map areas' button. At the bottom of the interface, there is a 'Get Started' button with a notification badge '3' and a help icon (question mark).

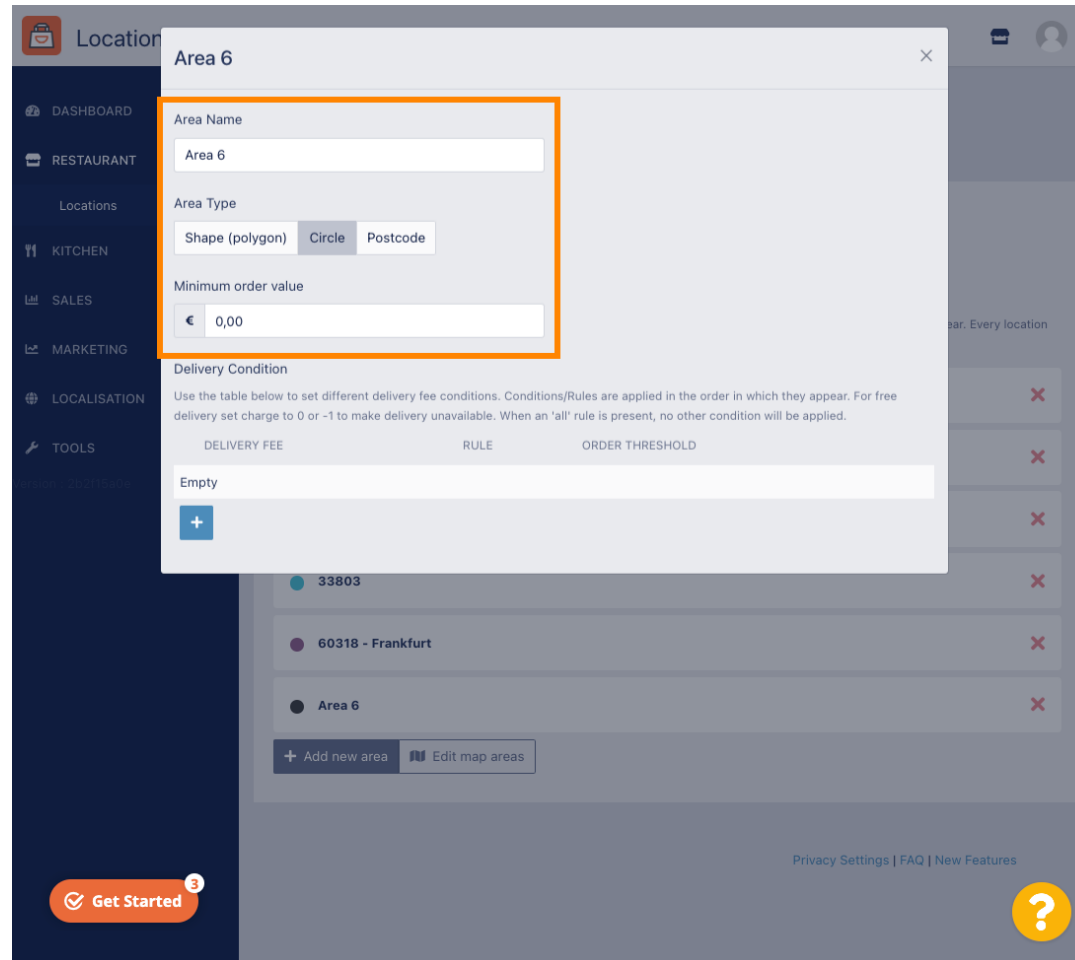
Faceți clic pe **Zona 6**. Aceasta este noua zonă de livrare.



The screenshot shows the 'Location Edit' interface. The left sidebar contains navigation options: DASHBOARD, RESTAURANT (selected), Locations, KITCHEN, SALES, MARKETING, LOCALISATION, and TOOLS. The main content area is titled 'Location Edit' and has tabs for Location, Order Settings, Opening Hours, Payments, Delivery (selected), and orderdirect. Under the 'Delivery' tab, there is a 'Deliveries' section with a 'Restaurant' sub-tab. Below this is the 'Delivery Areas' section, which includes a descriptive text: 'Set delivery conditions to specific geographical area/boundaries. Delivery areas are applied in the order in which they appear. Every location must have at least one delivery area to accept delivery orders.' A list of delivery areas is shown, each with a colored dot and a red 'X' icon for deletion. The areas listed are: 33659 (red dot), 33647 (yellow dot), 33689 (green dot), 33803 (cyan dot), 60318 - Frankfurt (purple dot), and Area 6 (black dot). The 'Area 6' entry is highlighted with an orange rectangular box. At the bottom of the list, there are two buttons: '+ Add new area' and 'Edit map areas'. The footer of the interface includes a 'Get Started' button with a notification badge '3', a 'Privacy Settings | FAQ | New Features' link, and a help icon (question mark in a circle).



Introdu toate informațiile pentru zona ta de livrare.



Area 6

Area Name  
Area 6

Area Type  
Shape (polygon) Circle Postcode

Minimum order value  
€ 0,00

Delivery Condition

Use the table below to set different delivery fee conditions. Conditions/Rules are applied in the order in which they appear. For free delivery set charge to 0 or -1 to make delivery unavailable. When an 'all' rule is present, no other condition will be applied.

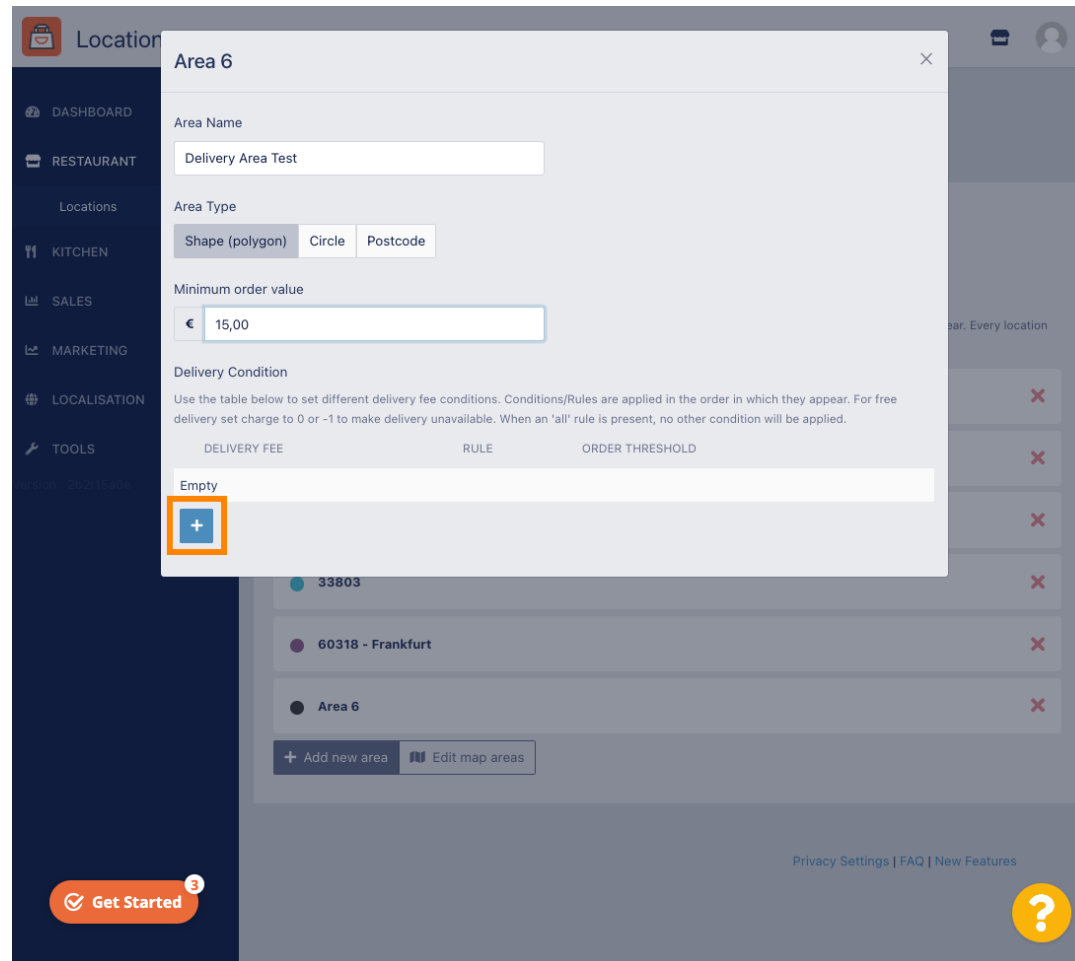
DELIVERY FEE	RULE	ORDER THRESHOLD
Empty		

+ Add new area Edit map areas

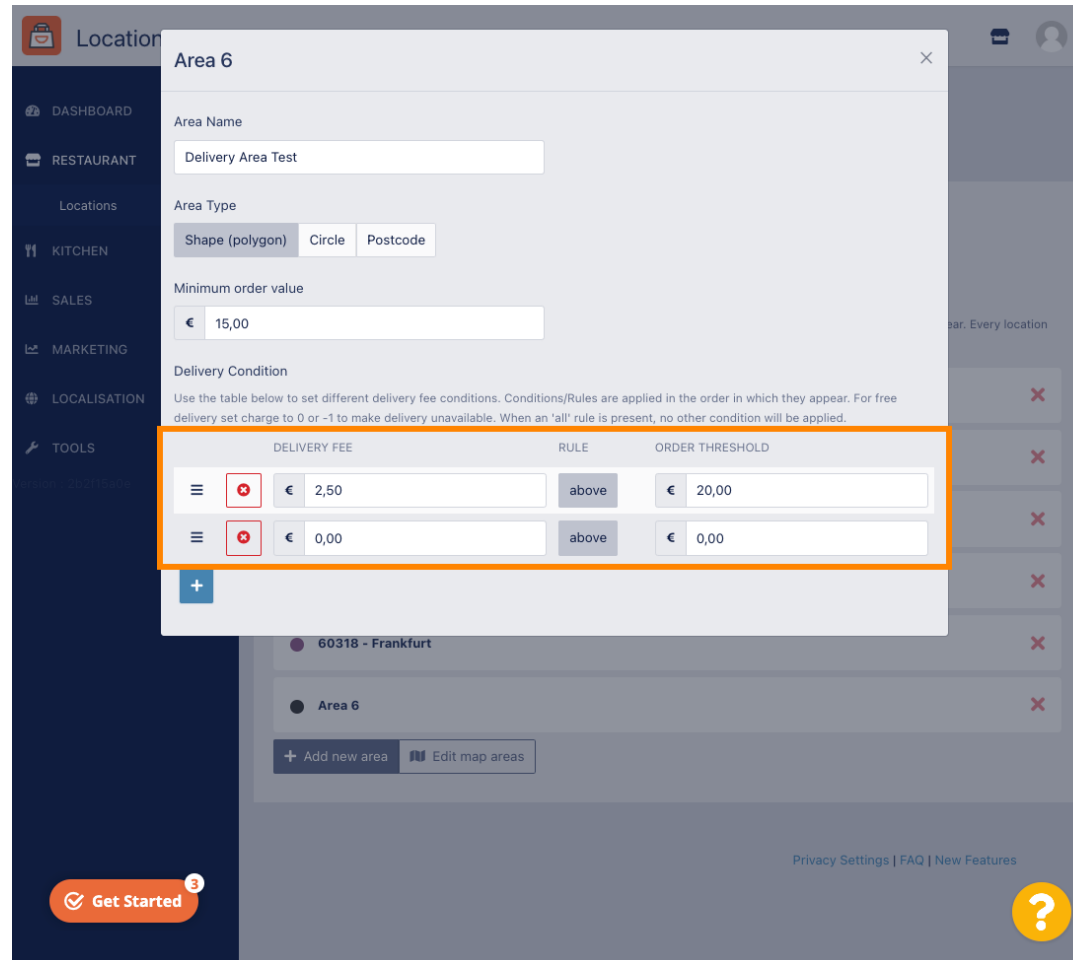
Get Started <sup>3</sup>

Privacy Settings | FAQ | New Features

Faceți clic pe pictograma plus pentru a adăuga și selectați condițiile de livrare.



 Specificați taxa de livrare aferentă pragului de comandă.



**Area 6**





Area Name:

Area Type:  Shape (polygon)  Circle  Postcode

Minimum order value: €

Delivery Condition

Use the table below to set different delivery fee conditions. Conditions/Rules are applied in the order in which they appear. For free delivery set charge to 0 or -1 to make delivery unavailable. When an 'all' rule is present, no other condition will be applied.


	DELIVERY FEE	RULE	ORDER THRESHOLD
 	€ <input type="text" value="2,50"/>	above	€ <input type="text" value="20,00"/>
 	€ <input type="text" value="0,00"/>	above	€ <input type="text" value="0,00"/>

[+ Add new area](#) [Edit map areas](#)

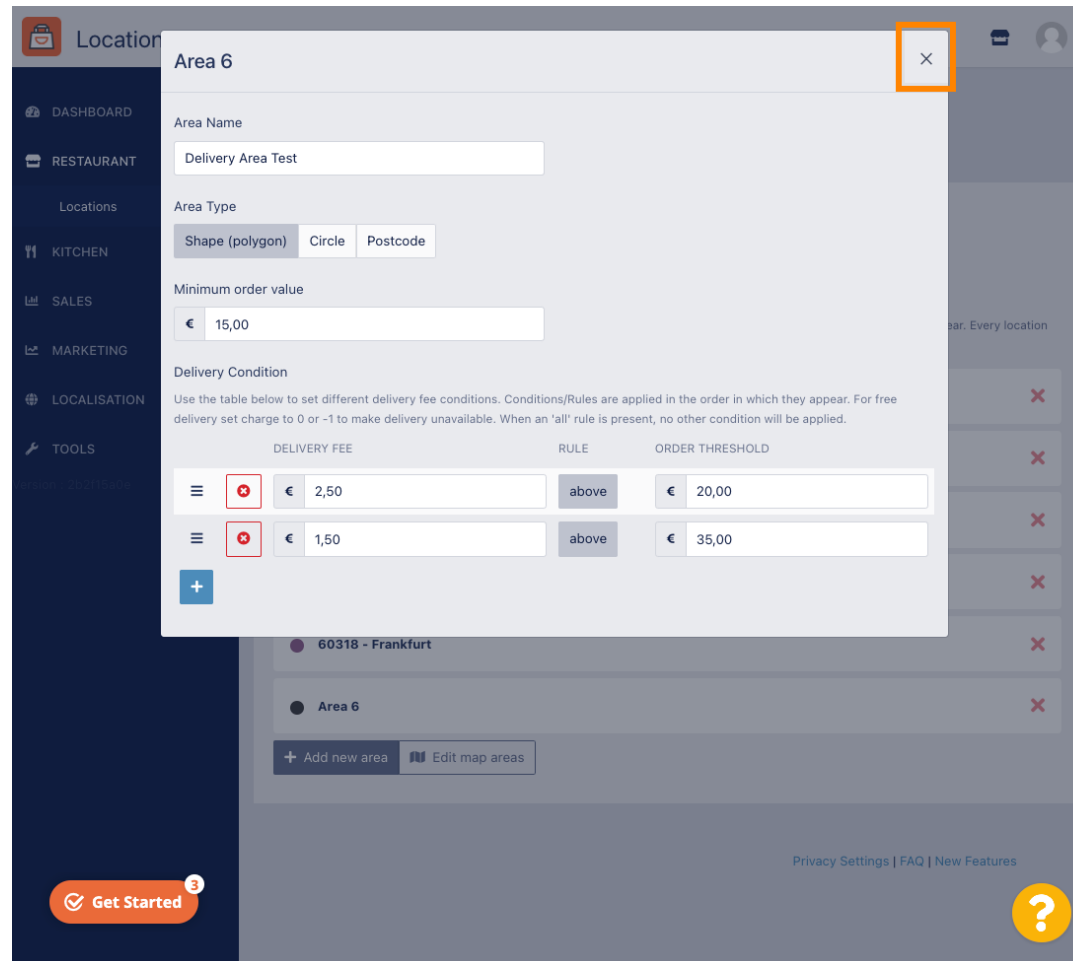
60318 - Frankfurt

Area 6

[Privacy Settings](#) | [FAQ](#) | [New Features](#)

[Get Started](#) <sup>3</sup> 

După ce ați specificat toate informațiile, faceți clic pe **pictograma x**.



Area 6

Area Name  
Delivery Area Test

Area Type  
Shape (polygon) Circle Postcode

Minimum order value  
€ 15,00

Delivery Condition  
Use the table below to set different delivery fee conditions. Conditions/Rules are applied in the order in which they appear. For free delivery set charge to 0 or -1 to make delivery unavailable. When an 'all' rule is present, no other condition will be applied.

	DELIVERY FEE	RULE	ORDER THRESHOLD
☰	€ 2,50	above	€ 20,00
☰	€ 1,50	above	€ 35,00

+ Add new area Edit map areas

60318 - Frankfurt

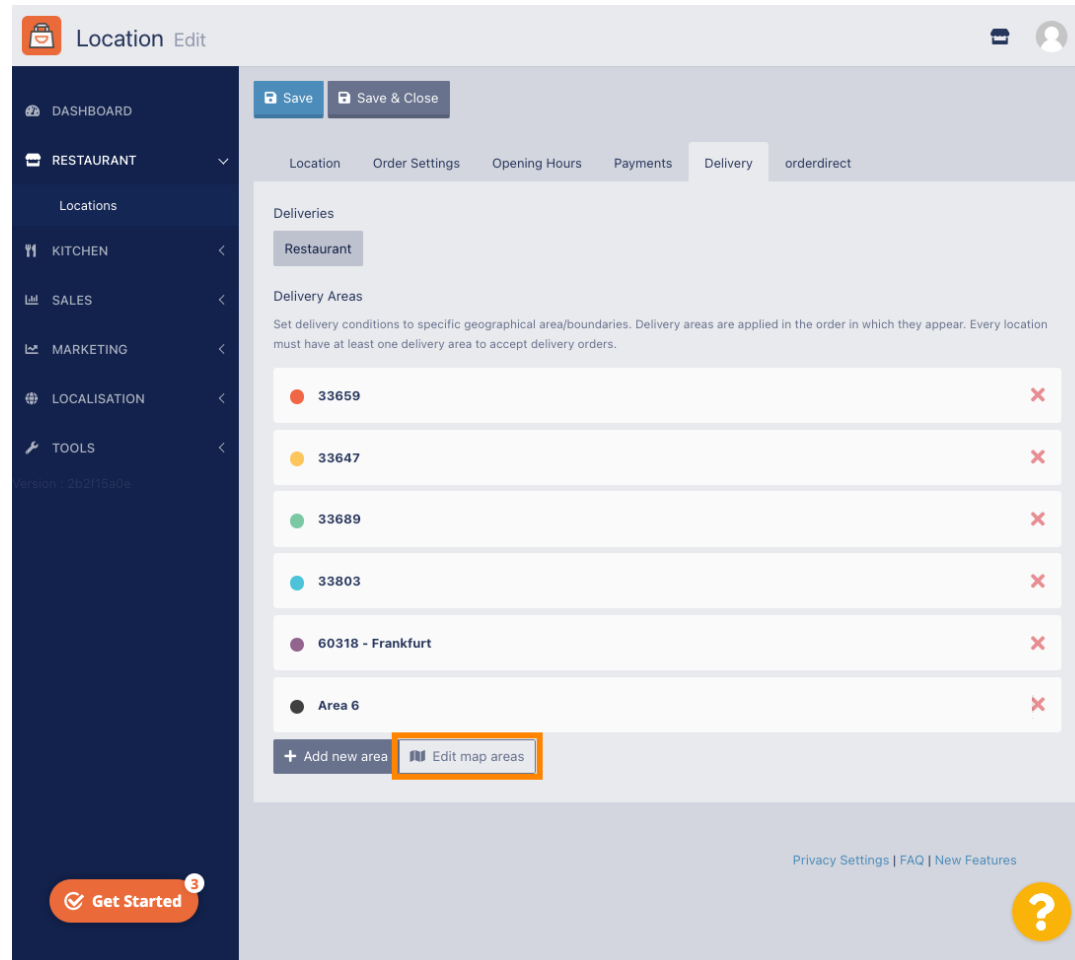
Area 6

Privacy Settings | FAQ | New Features

Get Started <sup>3</sup>

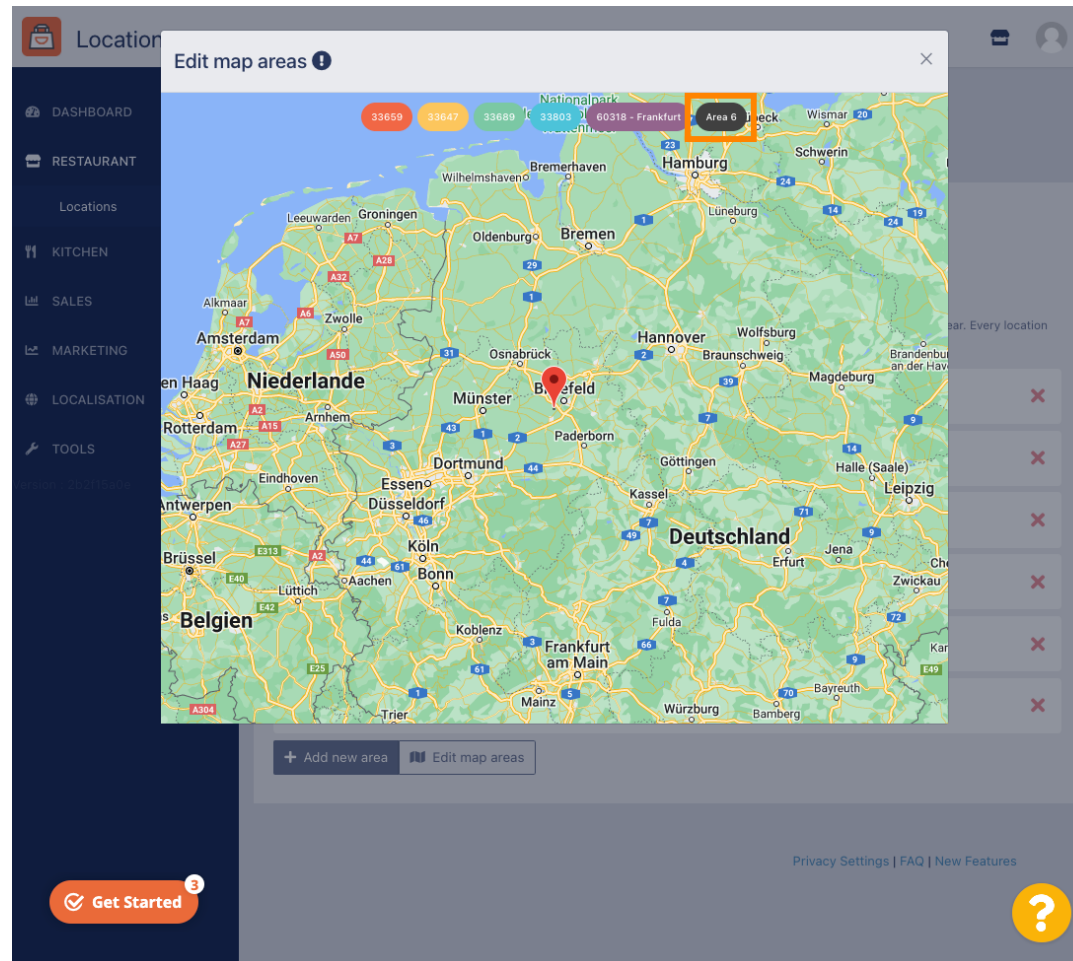
?

Faceți clic pe **Editați zonele hărții**.



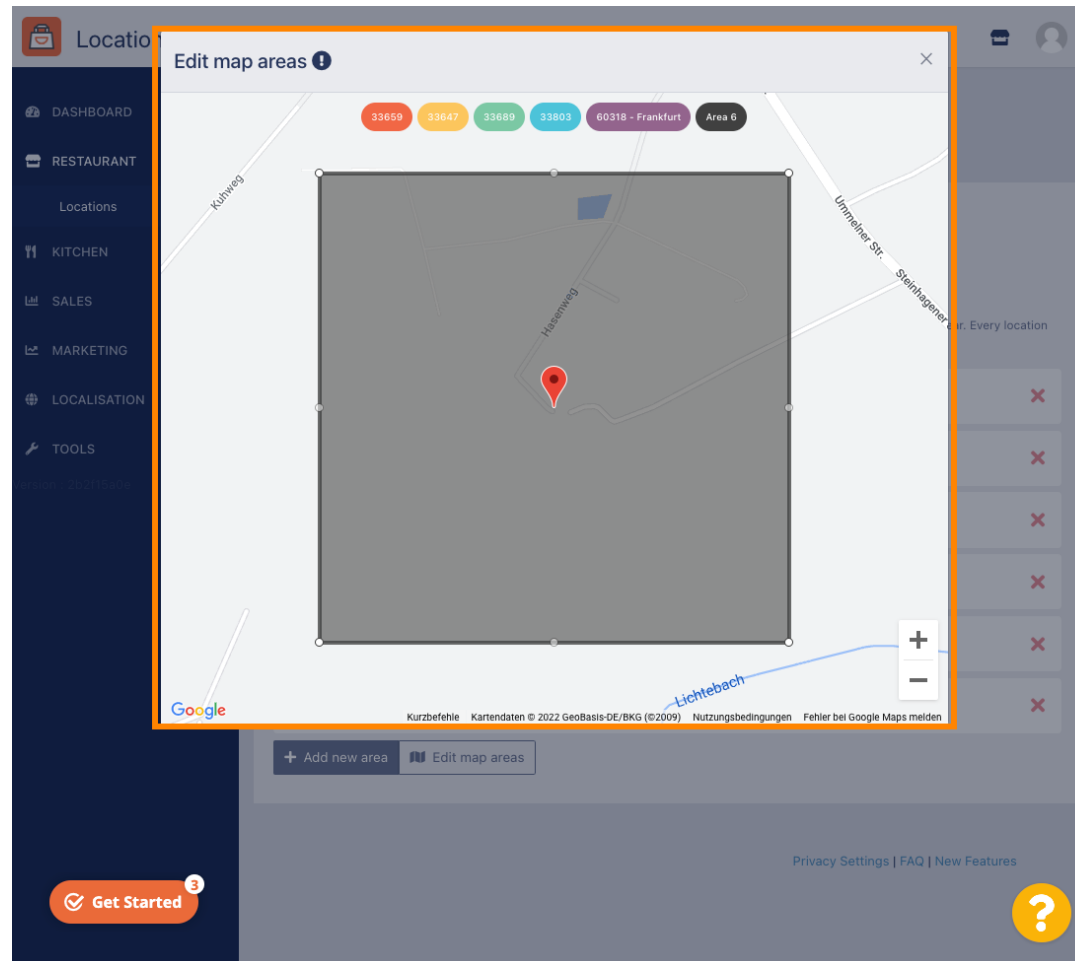
The screenshot shows the 'Location Edit' interface. The left sidebar contains a navigation menu with the following items: DASHBOARD, RESTAURANT (expanded), Locations, KITCHEN, SALES, MARKETING, LOCALISATION, and TOOLS. The 'RESTAURANT' section is expanded, showing 'Locations'. The main content area is titled 'Location Edit' and has a 'Save' and 'Save & Close' button at the top. Below the title, there are tabs for 'Location', 'Order Settings', 'Opening Hours', 'Payments', 'Delivery', and 'orderdirect'. The 'Delivery' tab is selected. Under the 'Delivery' tab, there is a 'Deliveries' section with a 'Restaurant' dropdown. Below that is a 'Delivery Areas' section with a description: 'Set delivery conditions to specific geographical area/boundaries. Delivery areas are applied in the order in which they appear. Every location must have at least one delivery area to accept delivery orders.' There is a list of delivery areas with the following entries: 33659, 33647, 33689, 33803, 60318 - Frankfurt, and Area 6. Each entry has a red 'X' icon to its right. At the bottom of the list, there are two buttons: '+ Add new area' and 'Edit map areas'. The 'Edit map areas' button is highlighted with an orange box. At the bottom left of the interface, there is a 'Get Started' button with a '3' notification badge. At the bottom right, there are links for 'Privacy Settings | FAQ | New Features' and a yellow question mark icon.

 Faceți clic pe zona pe care doriți să o editați.



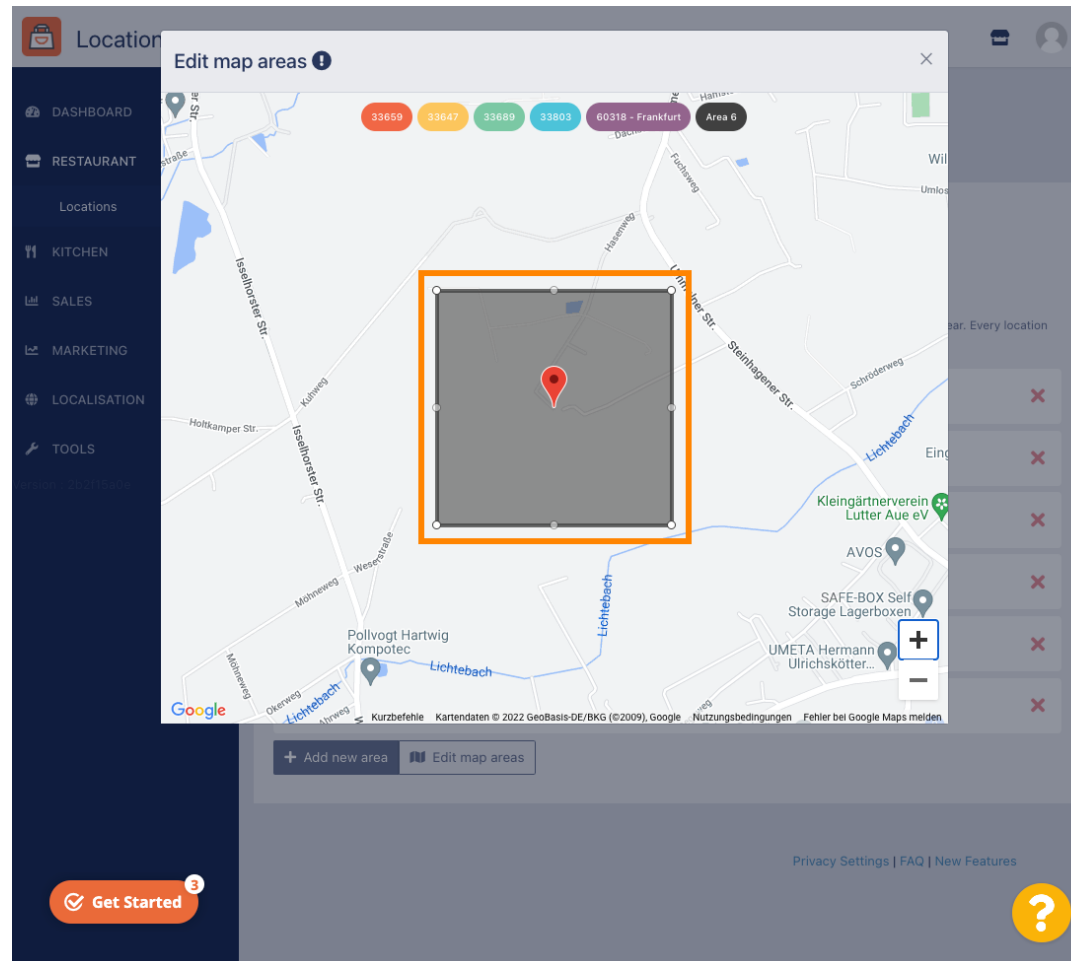


Pinul roșu arată locația restaurantului dvs.



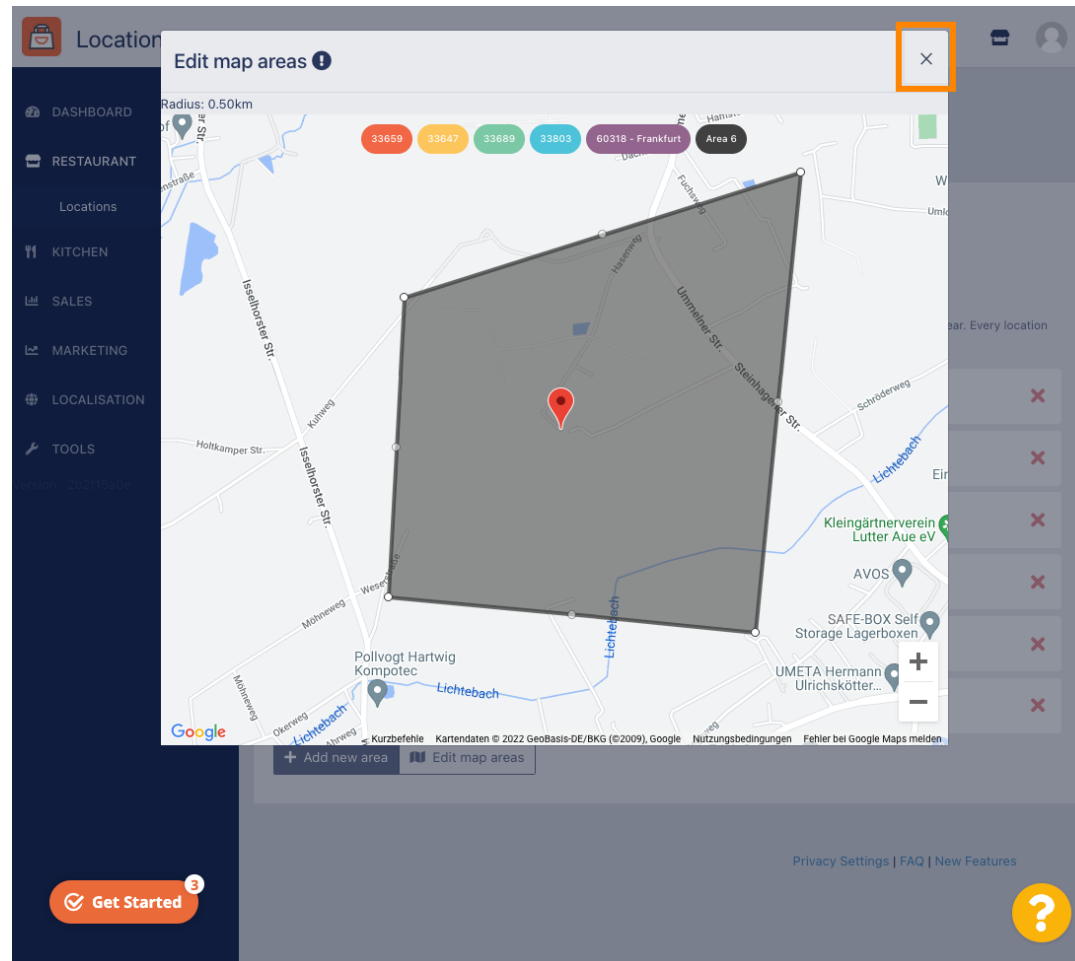


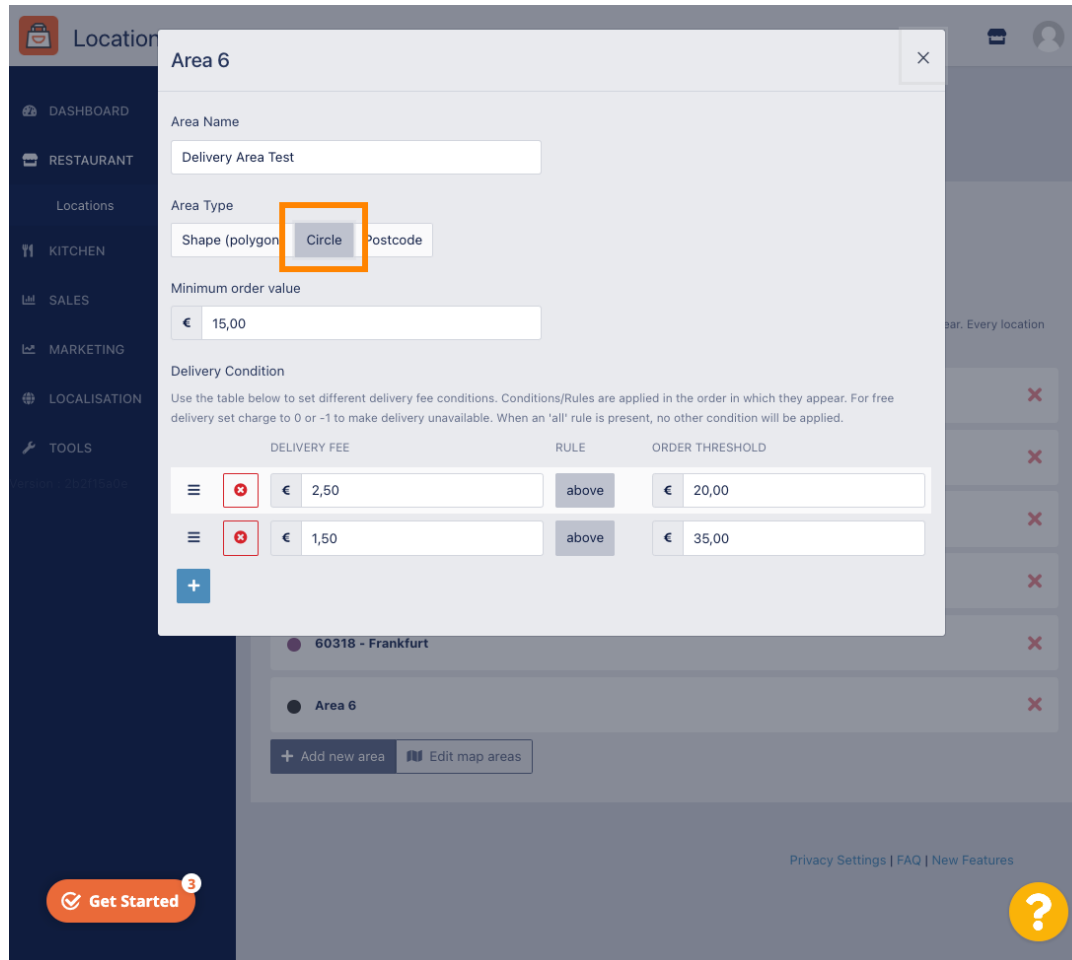
Specificați zona de livrare, prin ajustarea poligonului. Faceți clic și trageți punctele poligonului.





 După ce ați configurat livrarea, faceți clic pe **pictograma x**.



**Area 6**

Area Name: Delivery Area Test

Area Type:  Polygon  Circle  Postcode

Minimum order value: € 15,00

Delivery Condition

Use the table below to set different delivery fee conditions. Conditions/Rules are applied in the order in which they appear. For free delivery set charge to 0 or -1 to make delivery unavailable. When an 'all' rule is present, no other condition will be applied.

	DELIVERY FEE	RULE	ORDER THRESHOLD
<input type="checkbox"/>	€ 2,50	above	€ 20,00
<input type="checkbox"/>	€ 1,50	above	€ 35,00

60318 - Frankfurt

Area 6

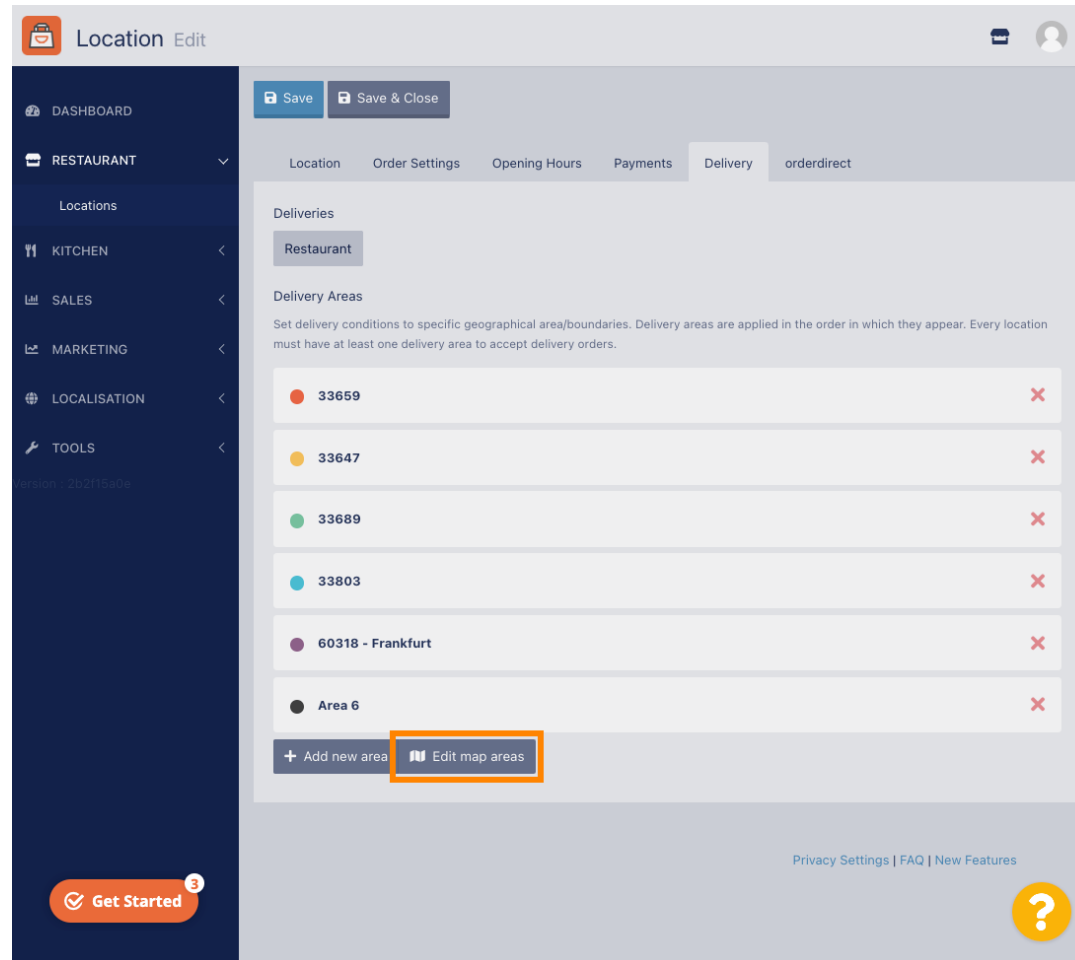
+ Add new area Edit map areas

Get Started <sup>3</sup>

Privacy Settings | FAQ | New Features

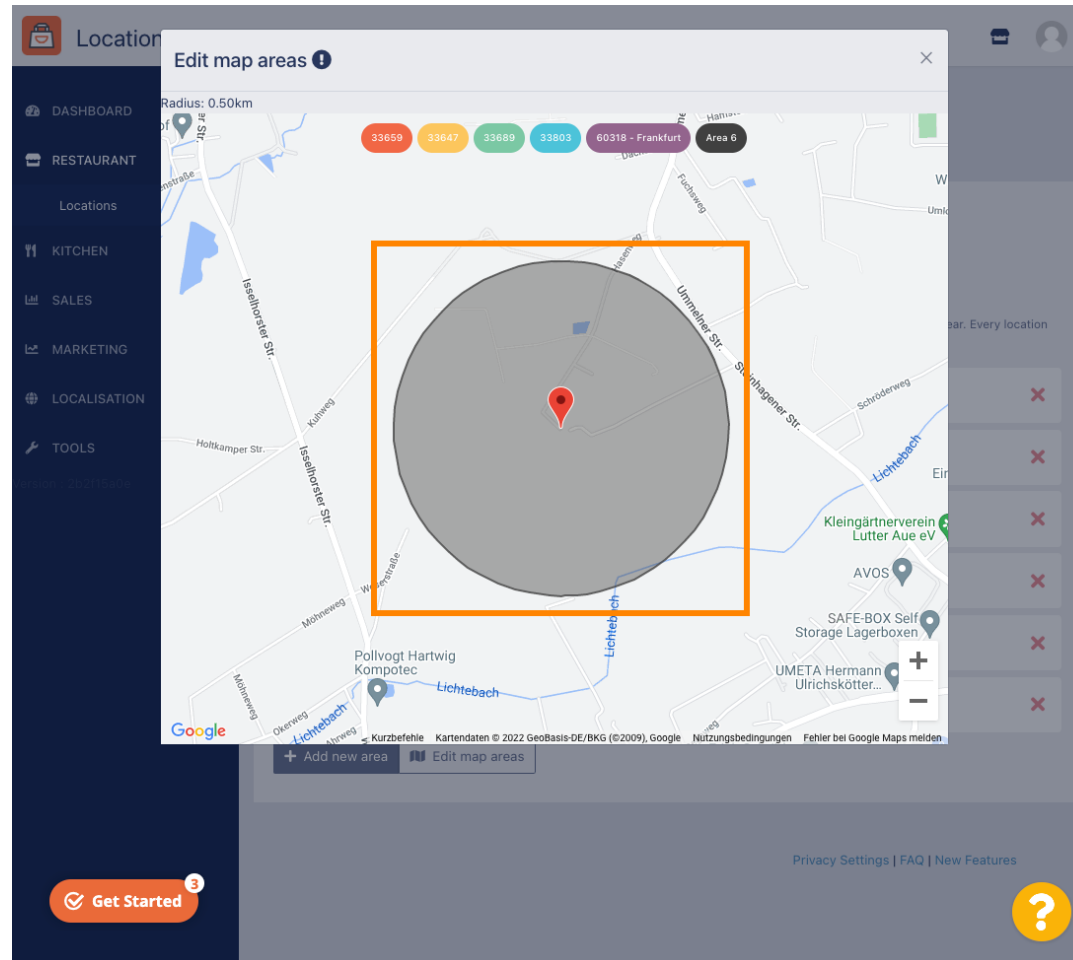
?

Faceți clic pe **Editați zonele hărții**.

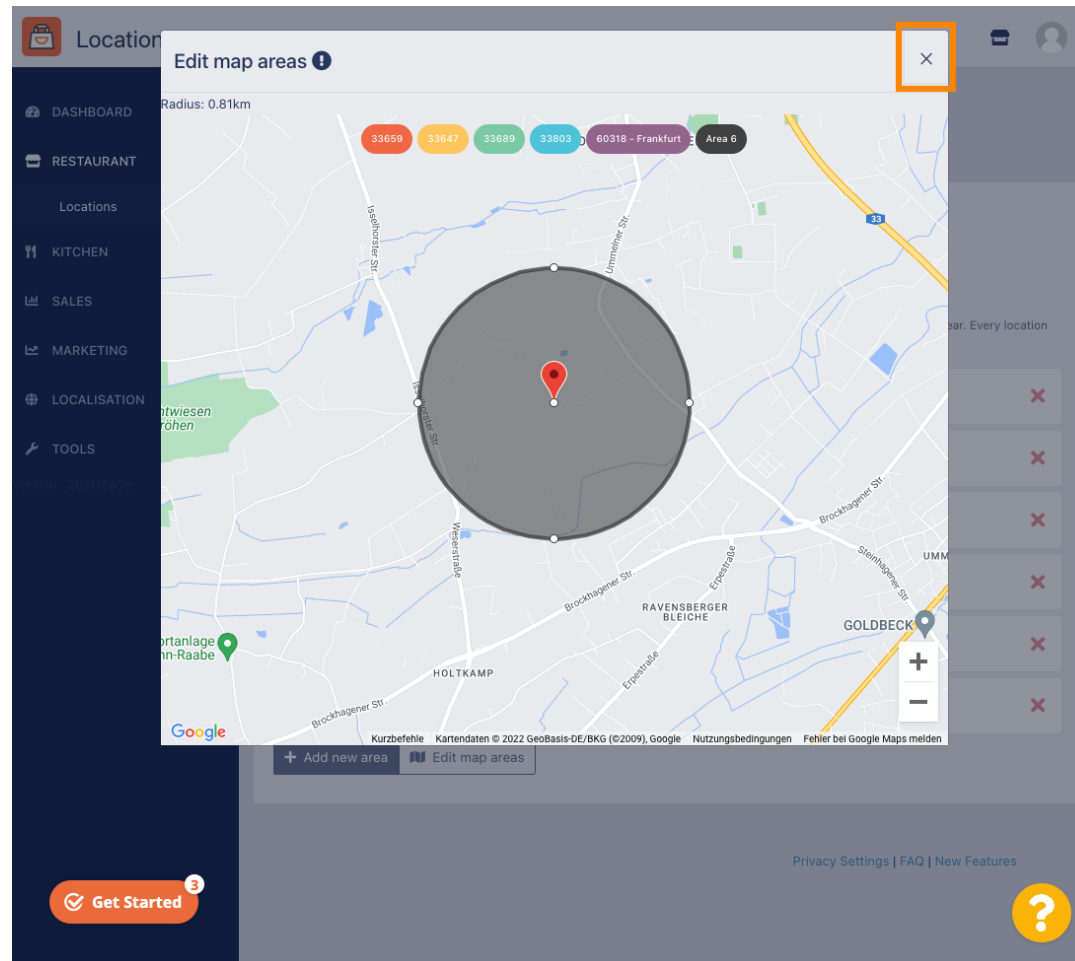


The screenshot shows the 'Location Edit' interface. The left sidebar contains navigation options: DASHBOARD, RESTAURANT (selected), LOCATIONS, KITCHEN, SALES, MARKETING, LOCALISATION, and TOOLS. The main content area is titled 'Location Edit' and has tabs for Location, Order Settings, Opening Hours, Payments, Delivery (selected), and orderdirect. Under the 'Delivery' tab, there is a 'Deliveries' section with a 'Restaurant' dropdown. Below that is the 'Delivery Areas' section, which includes a descriptive text: 'Set delivery conditions to specific geographical area/boundaries. Delivery areas are applied in the order in which they appear. Every location must have at least one delivery area to accept delivery orders.' A list of delivery areas is shown, each with a colored dot and a red 'X' delete icon: 33659 (red), 33647 (yellow), 33689 (green), 33803 (cyan), 60318 - Frankfurt (purple), and Area 6 (black). At the bottom of the list, there are two buttons: '+ Add new area' and 'Edit map areas', with the latter being highlighted by an orange box. At the bottom left of the interface is a 'Get Started' button with a notification badge '3'. At the bottom right are links for 'Privacy Settings | FAQ | New Features' and a help icon (question mark in a circle).

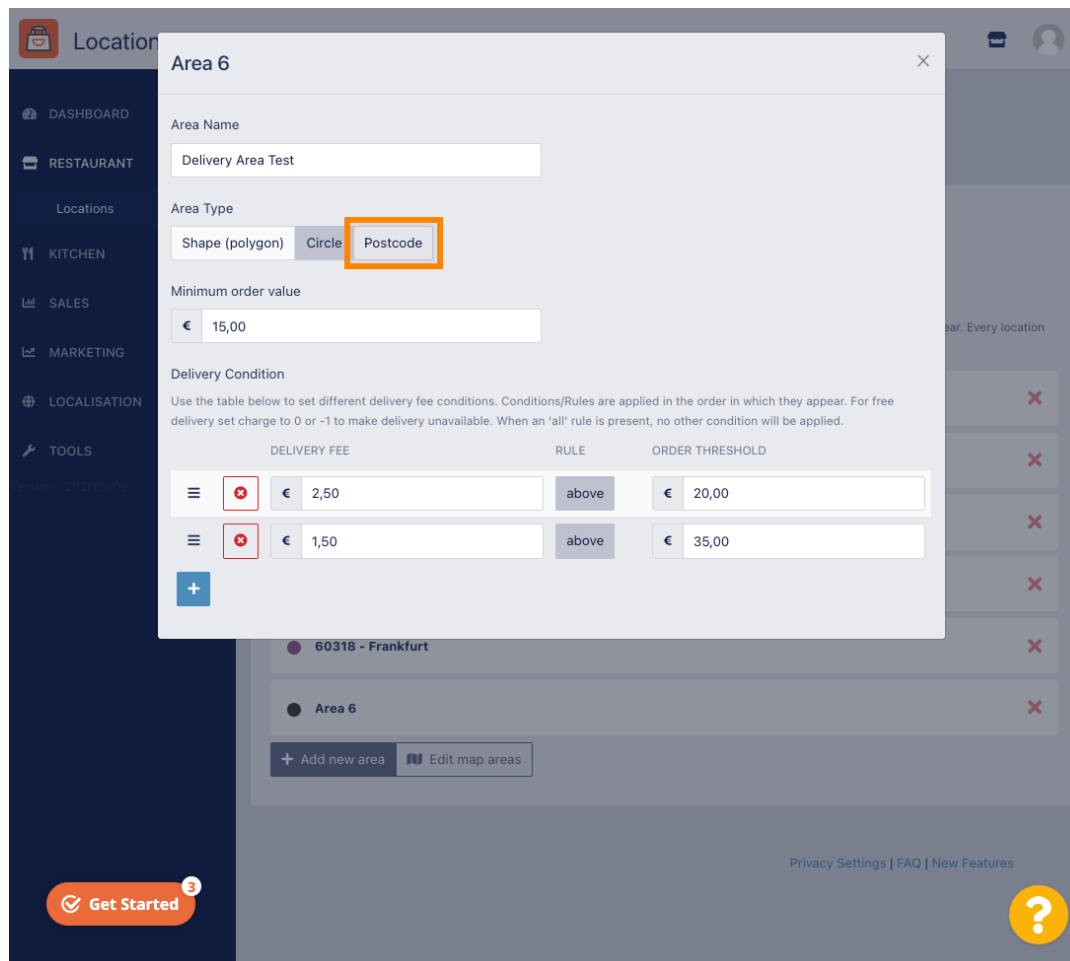
 Reglați individual **cercul** . Aceasta este zona dvs. de livrare.



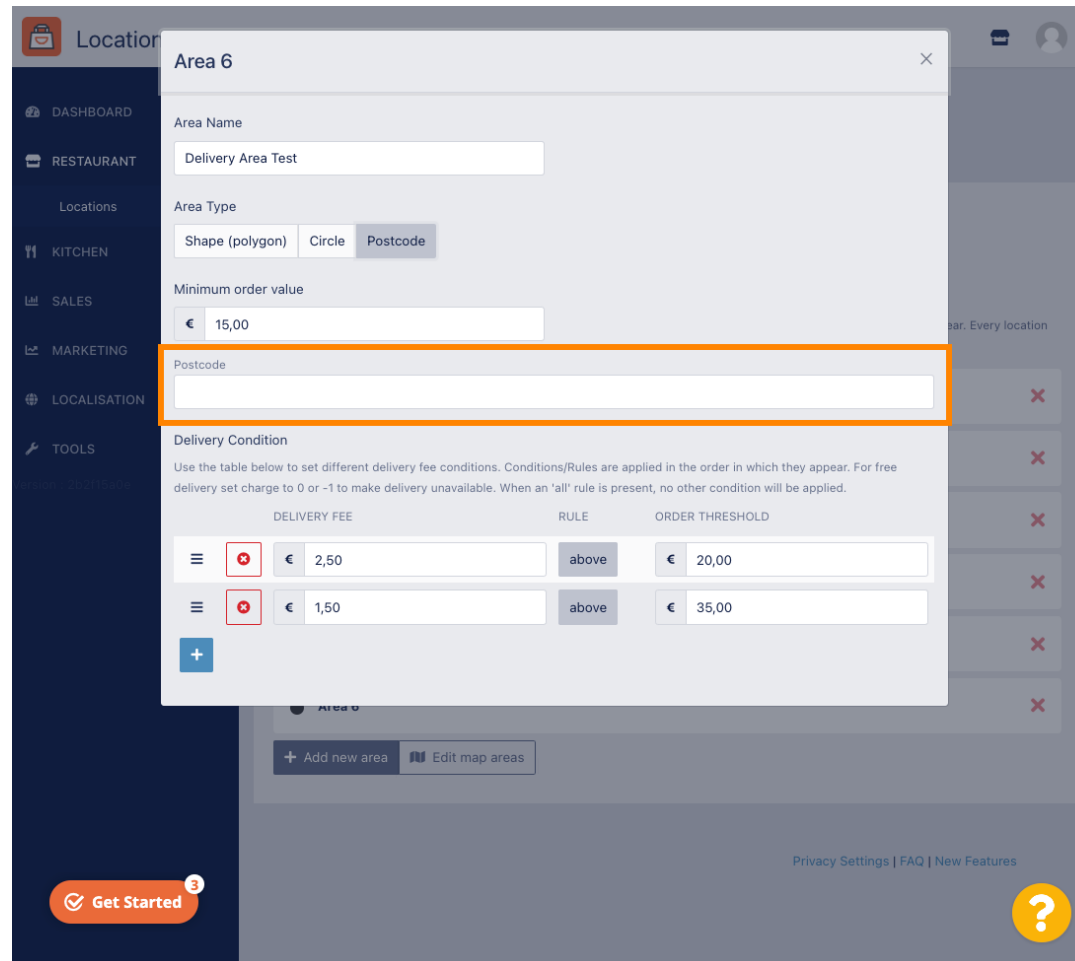
După ce ați terminat de configurat zona de livrare, faceți clic pe **pictograma x**.



Faceți clic pe **Cod poștal** . Pentru a avea zonele de livrare în anumite coduri poștale.



Introduceți codurile poștale / codurile poștale pe care doriți să le livrați.



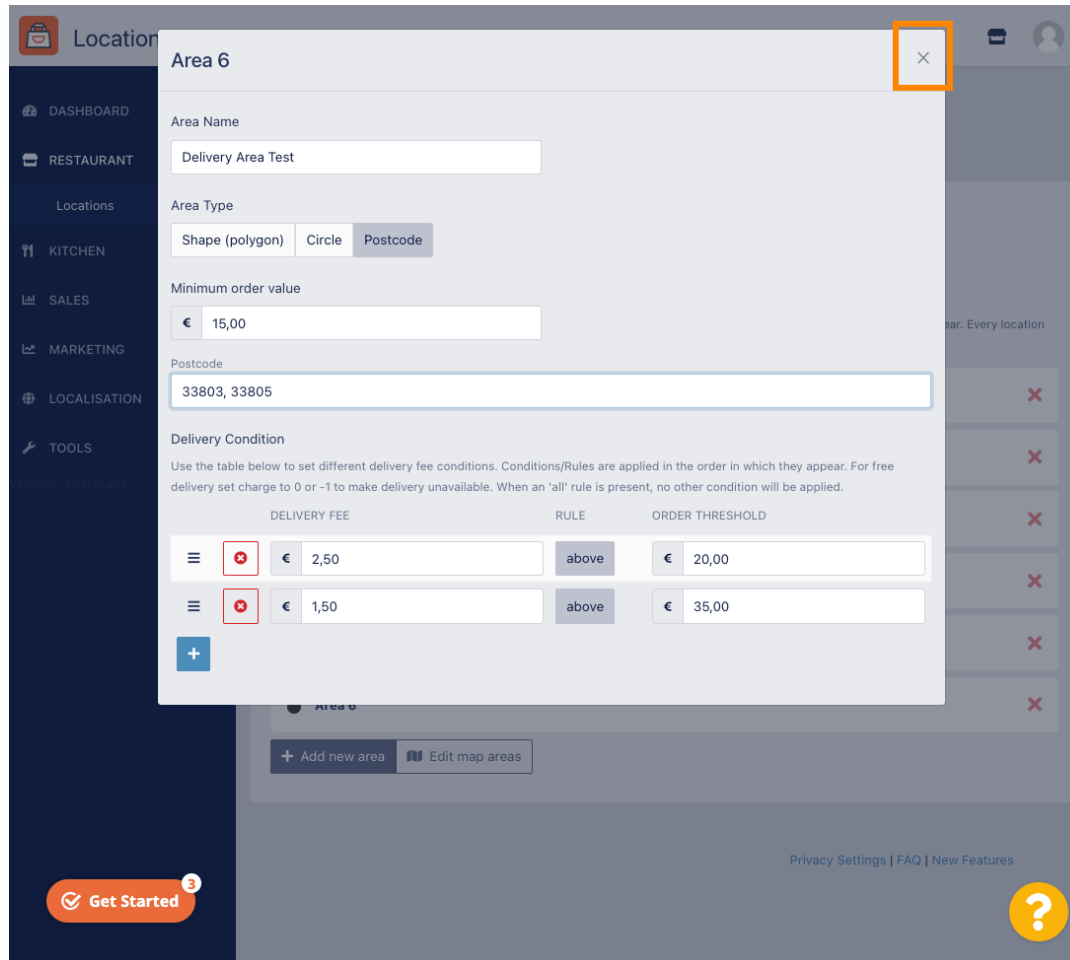
The screenshot shows the 'Area 6' configuration modal in the DISH management system. The modal is titled 'Area 6' and contains the following fields and sections:

- Area Name:** Delivery Area Test
- Area Type:** Shape (polygon) | Circle | Postcode (selected)
- Minimum order value:** € 15,00
- Postcode:** (highlighted with an orange border)
- Delivery Condition:** A table for setting delivery fee conditions.

	DELIVERY FEE	RULE	ORDER THRESHOLD
☰	€ 2,50	above	€ 20,00
☰	€ 1,50	above	€ 35,00

At the bottom of the modal, there is a '+ Add new area' button and an 'Edit map areas' button. The background shows a sidebar with navigation options like DASHBOARD, RESTAURANT, Locations, KITCHEN, SALES, MARKETING, LOCALISATION, and TOOLS. A 'Get Started' button with a notification badge '3' and a help icon are also visible.

 După ce ați terminat, faceți clic pe **pictograma x**.



**Area 6**

Area Name  
Delivery Area Test



Area Type  
Shape (polygon) Circle Postcode

Minimum order value  
€ 15,00

Postcode  
33803, 33805

Delivery Condition

Use the table below to set different delivery fee conditions. Conditions/Rules are applied in the order in which they appear. For free delivery set charge to 0 or -1 to make delivery unavailable. When an 'all' rule is present, no other condition will be applied.

	DELIVERY FEE	RULE	ORDER THRESHOLD
	€ 2,50	above	€ 20,00
	€ 1,50	above	€ 35,00

+ Add new area Edit map areas

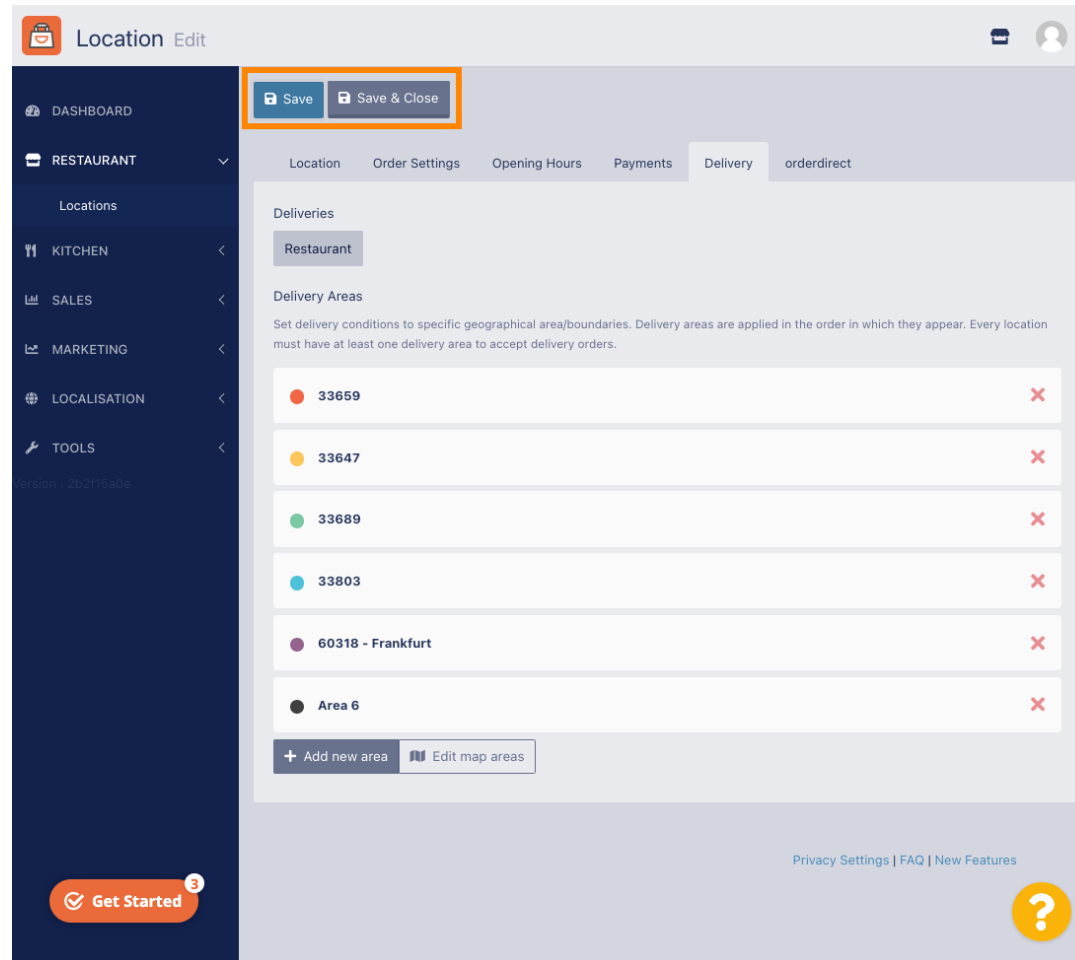
Privacy Settings | FAQ | New Features

Get Started <sup>3</sup>

?



Asta e. Faceți clic pe **Salvare sau Salvare și închidere**.

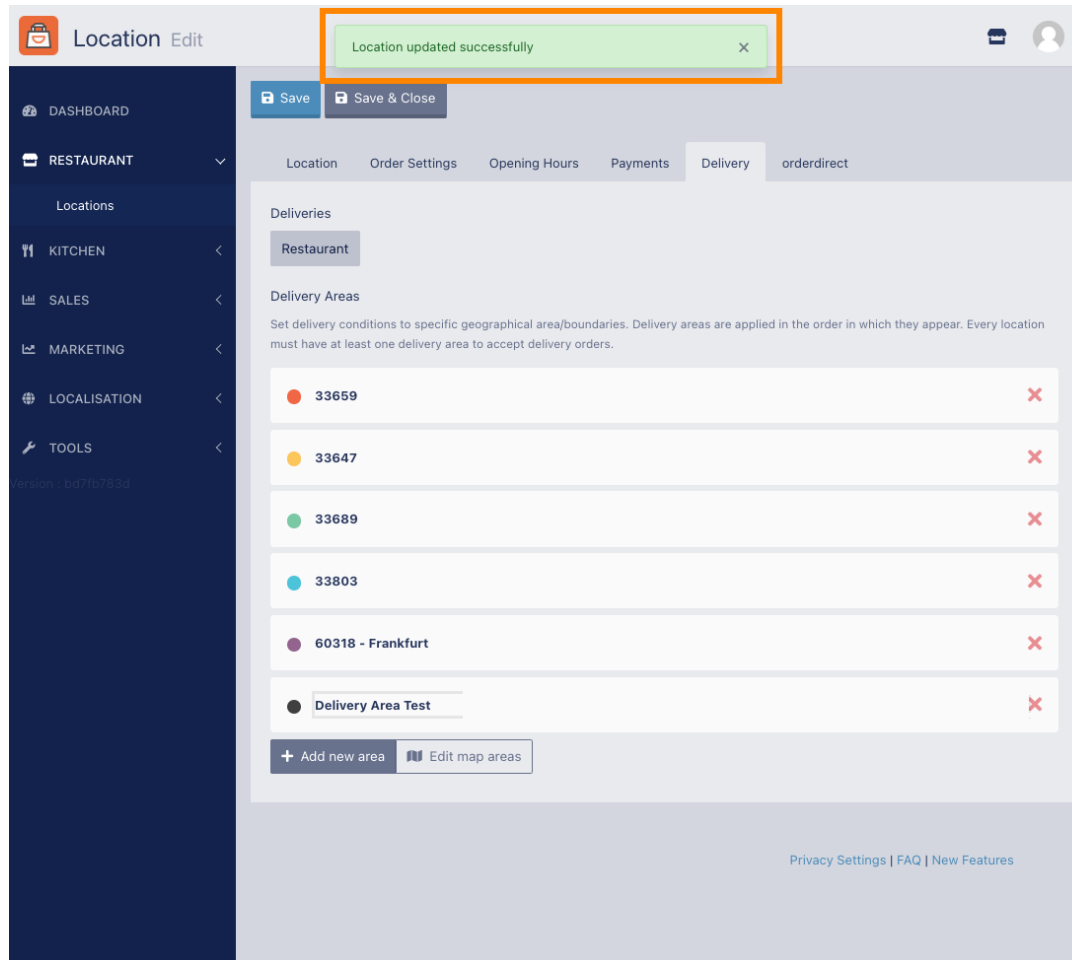


The screenshot shows the 'Location Edit' interface. The left sidebar contains navigation options: DASHBOARD, RESTAURANT (with sub-items: Locations, KITCHEN, SALES, MARKETING, LOCALISATION, TOOLS), and a 'Get Started' button. The main content area has tabs for Location, Order Settings, Opening Hours, Payments, Delivery, and orderdirect. The 'Delivery' tab is active, showing a 'Deliveries' section with a 'Restaurant' filter. Below is a 'Delivery Areas' section with a description: 'Set delivery conditions to specific geographical area/boundaries. Delivery areas are applied in the order in which they appear. Every location must have at least one delivery area to accept delivery orders.' A list of delivery areas is shown, each with a colored dot and a red 'X' icon for deletion:

- 33659
- 33647
- 33689
- 33803
- 60318 - Frankfurt
- Area 6

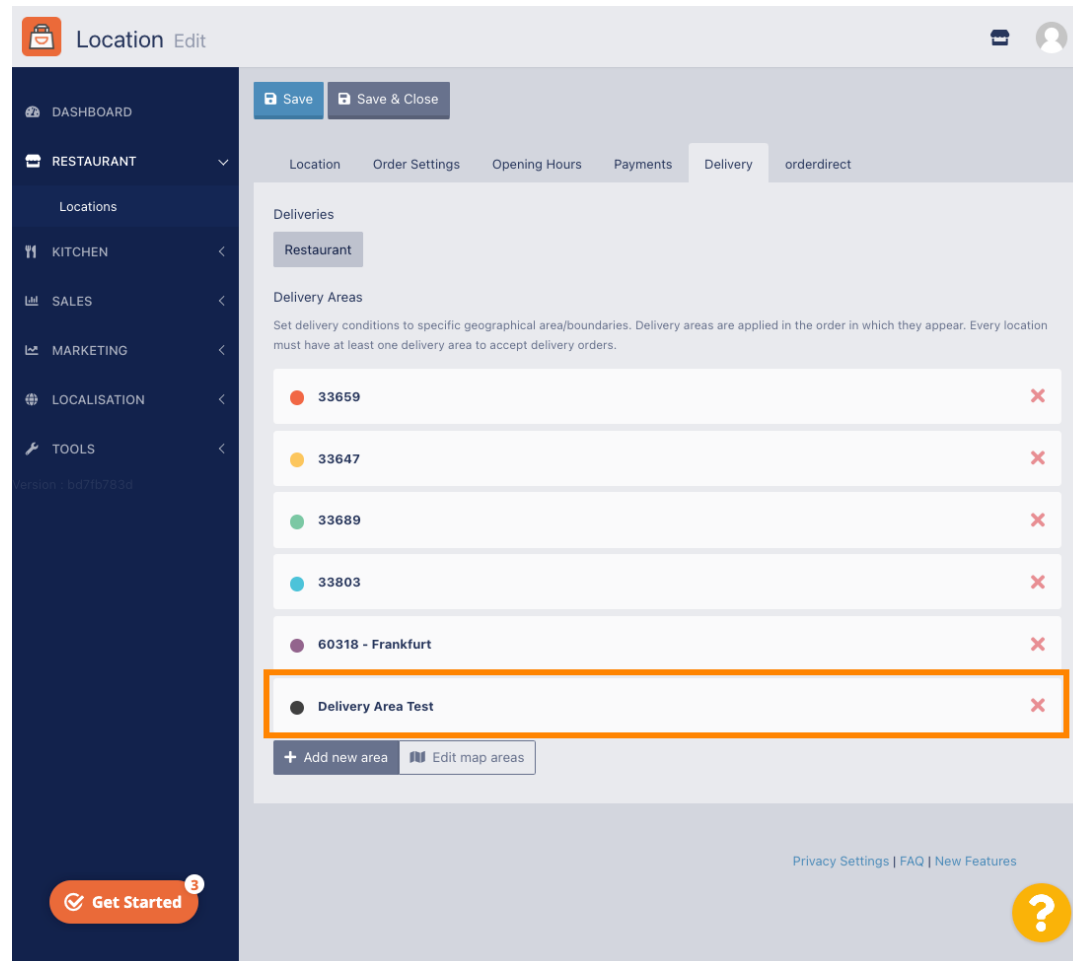
At the bottom of the list are buttons for '+ Add new area' and 'Edit map areas'. At the top of the main content area, the 'Save' and 'Save & Close' buttons are highlighted with an orange box. At the bottom right, there are links for 'Privacy Settings | FAQ | New Features' and a help icon.

 Veți primi o notificare că locația dvs. a fost actualizată cu succes.





Noua zonă de livrare va fi vizibilă.



The screenshot shows the 'Location Edit' interface with the 'Delivery' tab selected. The 'Delivery Areas' section contains a list of areas, with 'Delivery Area Test' highlighted by an orange border. Below the list are buttons for '+ Add new area' and 'Edit map areas'.

Color	Area Name	Action
Red	33659	✕
Yellow	33647	✕
Green	33689	✕
Cyan	33803	✕
Purple	60318 - Frankfurt	✕
Black	Delivery Area Test	✕



Scan to go to the interactive player