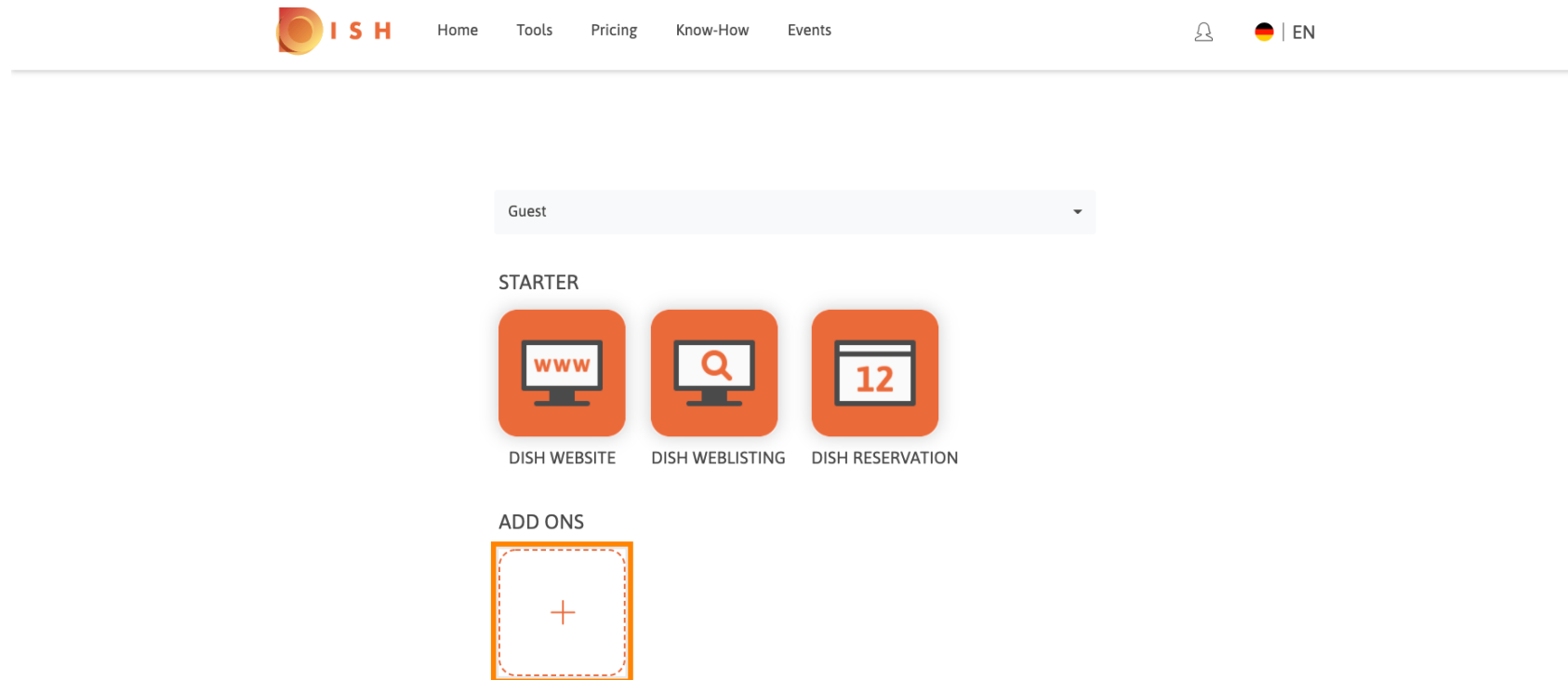




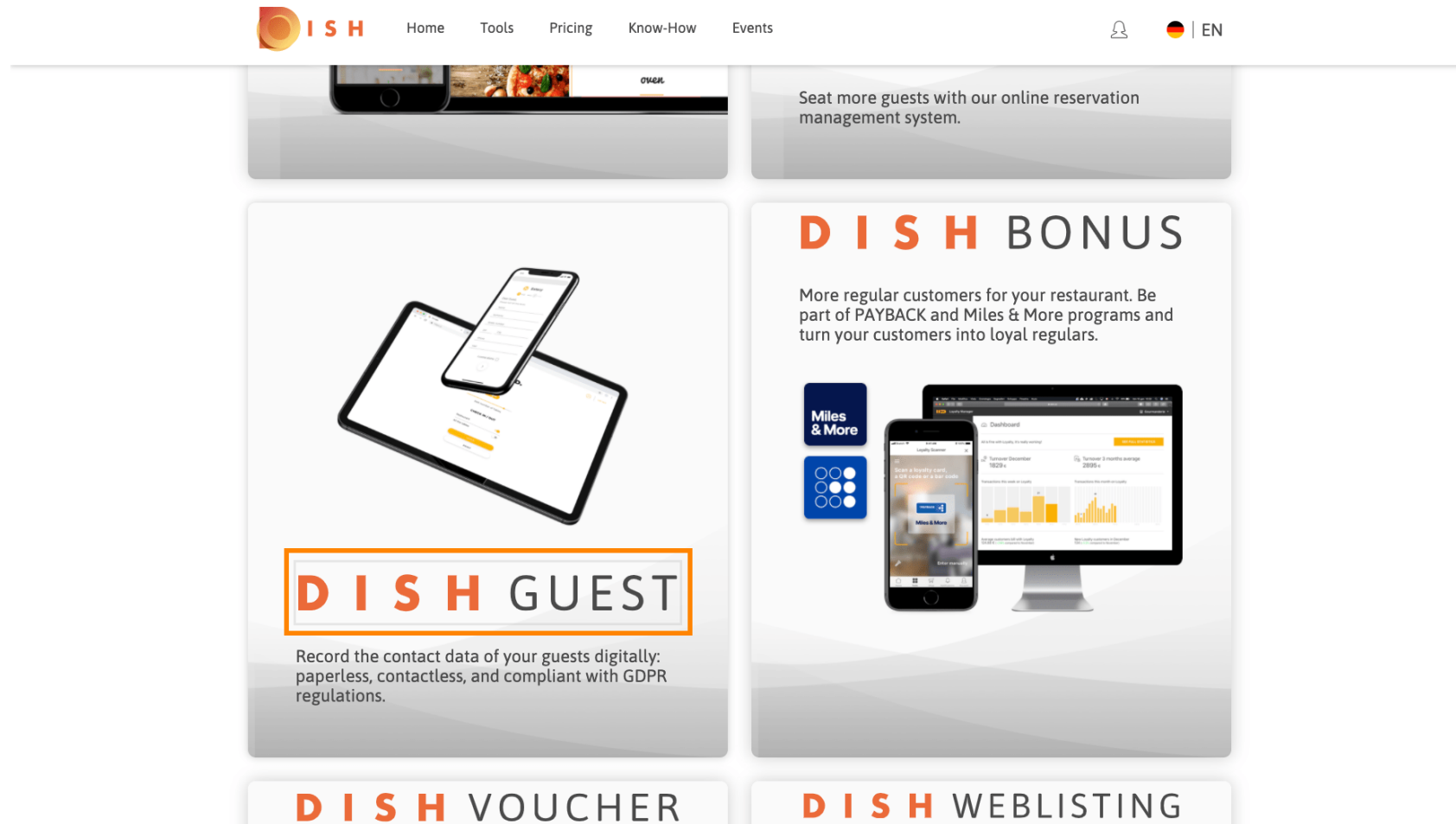
Make sure you are logged into your account on dish.co. Then click the **plus icon** to add a new tool.



Step up your business game.

Reduce your administrative work, attract more customers and increase your profits. DISH was developed with the help of hospitality experts & consultants to push your business with the help of digital tools. Easy to use with immediate success.

You will now see all available add ons. Click on **DISH Guest**.

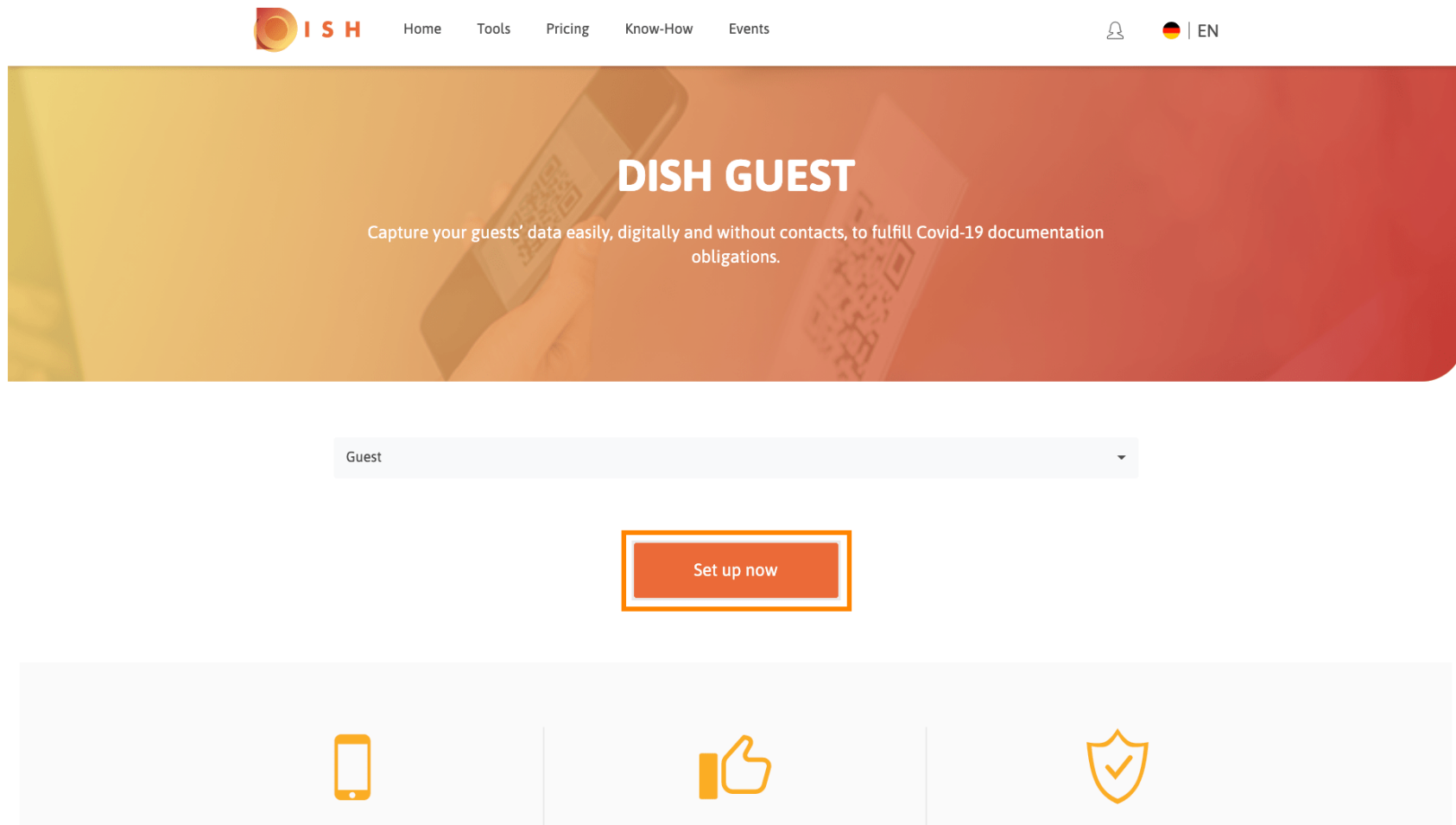


The screenshot shows the DISH website interface. At the top, there is a navigation bar with the DISH logo, links for Home, Tools, Pricing, Know-How, and Events, and a user profile icon with a language selector set to EN. Below the navigation bar, there are several promotional tiles:

- Online Reservation Management:** A tile with a smartphone image and the text "Seat more guests with our online reservation management system."
- DISH GUEST:** A tile featuring a tablet and smartphone displaying the app interface. The text reads: "Record the contact data of your guests digitally: paperless, contactless, and compliant with GDPR regulations." The words "DISH GUEST" are highlighted in an orange box.
- DISH BONUS:** A tile with the heading "DISH BONUS" and the text "More regular customers for your restaurant. Be part of PAYBACK and Miles & More programs and turn your customers into loyal regulars." It includes images of the Miles & More logo and a smartphone displaying the app.
- DISH VOUCHER:** A tile with the heading "DISH VOUCHER".
- DISH WEBLISTING:** A tile with the heading "DISH WEBLISTING".



You now got directed to the info page of DISH Guest. Click on **set up now** to start the onboarding process.





You then got directed to the tool itself. Click on **I'm new** to start the registration process.

EN 

HELLO!

LOGIN

I'M NEW



Now enter the **required information**.

EN 

CREATE YOUR ACCOUNT

First Name

John


Last Name

Doe


Email

Phone

Password

***** 

Confirm Password

***** 

CREATE ACCOUNT

BACK TO LOGIN



Once you entered all your information click on **create account** to confirm the process.

EN 


CREATE YOUR ACCOUNT


First Name
John

Last Name
Doe

Email

Phone

Password
..... 

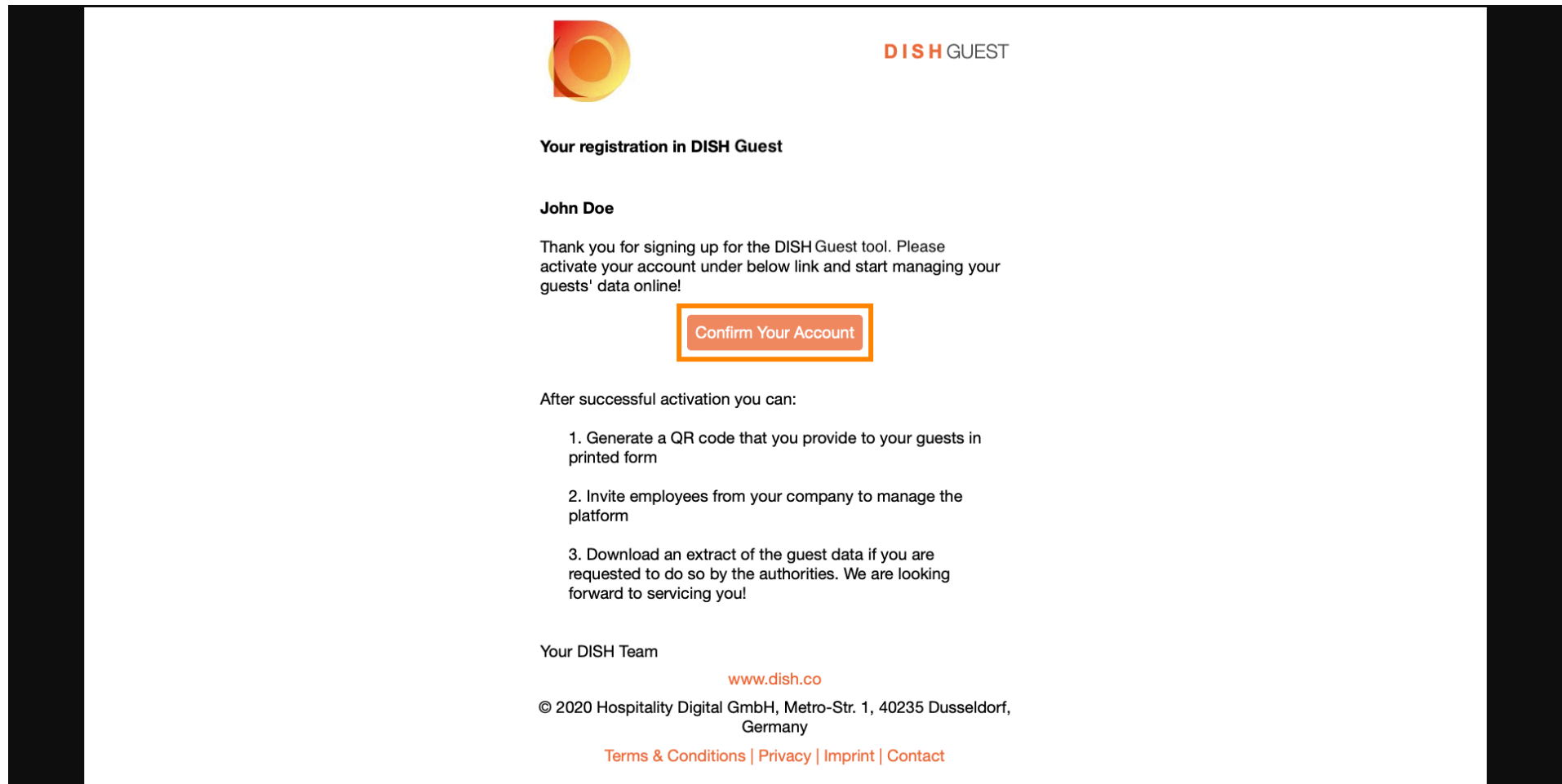
Confirm Password
..... 

CREATE ACCOUNT

[BACK TO LOGIN](#)



You then will receive an email in which you have to confirm your account by clicking the **attached link**.





Now you will be directed back to DISH Guest. Here you have to enter your **business details**. **Note: You as well can upload the menu or link the menu.**

EN ▾



LOG OUT

BUSINESS DETAILS.

Name of business

Country
Germany

State

Address

ZIP

City

Phone

Bussiness email

Your menu

☒ Web Link

Link to menu

☐ PDF File

Toggle the COVID-19 check in registration for every guest. If this is deactivated, only the uploaded or linked menu will be visible to the guest. ☒

☐ I have read [Terms and Conditions](#) and the [Privacy Policy](#) and accept them.

CONTINUE



Once you entered the required information accept the [Terms and Conditions](#) as well as the [Privacy Policy](#) and click on [continue](#).

BUSINESS DETAILS.

Name of business
HD*Test

Country
Germany

State
Berlin

Address
Training Street 007

ZIP
1111

City
Berlin


Phone
[REDACTED]

Business email
[REDACTED]

Your menu

☐ Web Link

☒ PDF File

 SELECT PDF TO UPLOAD

Toggle the COVID-19 check in registration for every guest. If this is deactivated, only the uploaded or linked menu will be visible to the guest. ☒

☒ I have read [Terms and Conditions](#) and the [Privacy Policy](#) and accept them.

CONTINUE



That's it. You successfully created an account and updated the business details.

Business details updated with success

EN ▾



LOG OUT

MANAGER COCKPIT

GENERATE QR CODE

COMING SOON

MANAGE MENUS

EDIT BUSINESS DETAILS

ADD/REMOVE MANAGERS



SHOW CURRENT
GUESTS



GENERATE GUEST
REPORT





Scan to go to the interactive player